

Power Products Parts Manual

| | | | |
|---|------------|---|------------|
| Policies, Procedures, Warranty, and Glossary..... | Section 0 | Wheels | Section 13 |
| Frames | Section 1 | Wheel Locks..... | Section 14 |
| Anti-tips | Section 2 | Controllers, Control Systems and Remotes | Section 15 |
| Armrests..... | Section 3 | Specialty Controls (Dufco and LaBac™) | Section 16 |
| Axles | Section 4 | Specialty Controls (Qtronix) | Section 17 |
| Backrests..... | Section 5 | Power Seating Systems (Integrated) | Section 18 |
| Battery Chargers..... | Section 6 | Power Seating Systems (Tiltmaster) | Section 19 |
| Battery Support Systems, Batteries, and Battery Box Assemblies | Section 7 | Kid Kart Xpress, Z-500 Power Pak | Section 20 |
| Casters and Forks..... | Section 8 | Accessories | Section 21 |
| Footrests | Section 9 | Power Products Parts Price List | Section 22 |
| Front Frame Hangers..... | Section 10 | | |
| Motors..... | Section 11 | | |
| Seats and Slings..... | Section 12 | | |



*This document printed partially on recycled paper
and partially on recyclable paper.*

POLICIES, PROCEDURES, AND WARRANTY

MANUAL OVERVIEW:

Your new “user-friendly” parts manual will help you place orders for wheelchair parts. Use this manual as a tool to easily locate and order the correct parts for your customers.

The parts manual is categorized by frame types, component types and accessories. Refer to the table of contents to locate the section for the items you need. For example, reference the frame sections in the beginning of the parts manual for the frame parts. Reference the component sections for others types of parts (i.e. for parts relating to backrests, refer to the section labeled “Backrests”).

Each item is shown in an “exploded view” illustration. Below each drawing is a legend that has an item number, part number, product description, and quantity used per assembly. Some parts may be included in an assembly but may not be available for purchase separately. Such parts will be included in the drawing but will not be called out individually in the legend below the drawing. Prices for parts are located in the parts manual price list, the section at the back of this book, and are in numerical order by part number.

FREE FREIGHT:

Orders of \$100.00 or more will be shipped free freight via ground transportation.

Orders under \$100.00 are subject to a \$10.00 service charge.

ORDER QUANTITY:

Product should be ordered in case quantity increments.

GENERAL RETURNED GOODS POLICY:

Advance authorization must be received from Sunrise Medical customer service prior to returning merchandise. All returns must be channeled through an authorized Sunrise Medical supplier.

Your request for return authorization must be phoned to 800-333-4000 and include:

- ◆Reason for return
- ◆Item number and quantity
- ◆Invoice number, original sales order number, or original purchase order number and date.
- ◆Serial number if applicable

Returned merchandise is subject to a 20% restocking fee.

Sunrise Medical Home Healthcare Group will accept new, non-modified merchandise for return in its original packaging if returned within 60 days of receipt. Obsolete and discontinued product will not be accepted for return. Specialized and/or modified products can not be returned.

SHORTAGES AND SHIPPING DAMAGE:

Please inspect your order immediately. Claims for shortages and shipping damage must be made within 10 days of receipt of merchandise. Damaged merchandise should be retained in original carton and reported to carrier. Claims after 10 days will not be honored.

WARRANTY:

See individual product warranty inserts in owner’s manual for warranty information by product line. All claims and repairs should be processed through a Sunrise supplier. All returns and repairs require a return merchandise authorization (RMA) number, which is obtained by calling customer service at 1-800-333-4000. Warranty returns should be shipped freight prepaid to the manufacturing facility or certified repair facility specified by customer service. A valid return merchandise authorization number should be visible on the outside of the box for immediate processing. Merchandise without a valid return merchandise authorization number will be refused. Warranty returns should be received within 30 days of authorization.

REBUILT EXCHANGE:

Rebuilt exchange parts pricing is available only with the return of defective parts within 30 days. Rebuilt exchanges available for certain products only.

WARRANTY LIMITATIONS:

We do not warrant damage due to:

- ◆Neglect, misuse, or improper installation or repair
- ◆Use of parts or changes not authorized by Sunrise Medical
- ◆Exceeding the maximum weight limit specified for product

The warranty is void if the original serial number is removed or altered.

Except for express warranties made within product warranty guides, all other warranties, including implied warranties of merchantability and warranties of fitness for a particular purpose are excluded. Remedied for breach of express warranties are limited to repair or replacement of the goods. In no event shall damages for breach of any warranty include any consequential damages or exceed the cost of non-conforming goods sold.

Sunrise Medical reserves the right to change this policy and any products herein without notification.

GLOSSARY OF ABBREVIATIONS

| | | | | | |
|--------|------------------------------|-------|-----------------|----------|----------------------|
| ABD | Abductor | H | Hole | PRPL | Purple |
| AD | Arm Drive | HB | High Brake | PSH | Push |
| ADJ | Adjustable | HD | Head | PTTRN | Pattern |
| ADPT | Adapter | HDRST | Headrest | PWR | Power |
| ALR | Articulating Legrest | HDWR | Hardware | Q1 | Quickie 1 |
| ALUM | Aluminum | HEX | Hexagon | Q2 | Quickie 2 |
| AMH | Adjustable Mounting Hardware | HH | Hemi-height | Q2HP | Quickie 2HP |
| ANO | Anodized | HK | Hook | QC | Quickie Carbon |
| ASSM | Assembly | HL | Heel Loops | QR | Quick-release |
| AT | Anti-tip | HM | High Mount | QRx | Quickie Rx |
| BB | Basketball | HNDL | Handle | QTi | Quickie Titanium |
| BC | Breezy Chrome | HNGR | Hanger | QT/QTS | Quickie Tilt-n-Space |
| BCK | Back | HP | High Pressure | R | Right |
| BCKBRD | Backboard | HR | Handrim | RCLNR | Quickie Recliner |
| BH | Button Head | HT | Height | REC | Receiver |
| BKL | Buckle | ID | Inner Dimension | REG | Regular |
| B-LOCK | Back Lock | KDS | Kids | REL | Release |
| BLK | Black | KVLR | Kevlar | REV | Reverse |
| BLU | Blue | KZ | Quickie Kidz | RH | Right-hand |
| BR | Breezy | L | Left | RNUT(S) | Rivnut(s) |
| BRD | Board | LH | Left-hand | RR | Rear |
| BRNG | Bearing | LK | Lock | RV | Quickie Revolution |
| BRKT | Bracket | LNG | Long | S/A | Swing-away |
| BSHNG | Bushing | LO | Lift-off | S/F | Side Frame |
| BTTN | Button | LPS | Loops | SCW | Screw |
| BTRY | Battery | LRG | Large | SHT | Short |
| BZ | Breezy | LT | Long Tab | SLD | Solid |
| CHRGR | Charger | LTRL | Lateral | SLNG | Sling |
| CLMP | Clamp | LX | Quickie LX | SLTD | Slotted |
| CLR | Clear | LXI | Quickie LXI | SM | Small |
| COMP | Complete | MACH | Machine | SNGL | Single |
| COMPST | Composite | MECH | Mechanism | SOC | Socket |
| CRM | Chrome | MED | Medium | SPCR | Spacer |
| C/S | Cap Screw | mm | Millimeter | SPEC CLR | Specify Color |
| C-S | Countersunk | MNT | Mount | SPK | Spoke |
| CSTR | Caster | MNTG | Mounting | SQZ | Squeeze |
| CV | Conventional | M/S | Machine Screw | SS | Stainless Steel |
| CVRS | Covers | NAUG | Naugahyde | ST | Seat |
| CYL | Cylinder | NF | Non-folding | STD | Standard |
| CZ | Cozy | NR | Non-recessed | STL | Style |
| DAB | Depth-adjustable Back | OBLQ | Oblique | STRLR | Stroller |
| DBL | Double | OD | Outer Dimension | STRT | Straight |
| DL | Desk Length | O/S | Old Style | T | Tab |
| DRV | Drive | P1 | Quickie P100 | THRD | Threaded |
| EA | Each | P2 | Quickie P200 | Ti | Titanium |
| ELR | Elevating Legrest | P3 | Quickie P300 | TL | Tall |
| EXT | Extension | P5 | Zippie P500 | TNNS | Tennis |
| EXTND | Extended | PED | Pediatric | TS | Tilt-in-space |
| F | Folding Frame | PH | Push Handle | UNTHRD | Unthreaded |
| FL | Full-length | PHIL | Phillips | UPH | Upholstery |
| FL FT | Flip-up Footrest | PLT | Plate | VERT | Vertical |
| FLP | Flip | PLST | Plastic | W | With |
| FT | Foot | PLY | Plywood | WD | Wide |
| F/REST | Footrest | P/L | Pin Lock | W/O | Without |
| FRNT | Front | PNEU | Pneumatic | WHL | Wheel |
| FT PLT | Footplate | PNK | Pink | YLW | Yellow |
| F/UP | Flip-up | PNT | Paint | Z2 | Zippie 2 |
| GP | Quickie GP | PNTD | Painted | ZN | Zinc |
| GPS | Quickie GPS | POLY | Polyurethane | ZP | Zippie |
| GPV | Quickie GPV | PR | Pair | ZP2 | Zippie 2 |
| | | PROJ | Projection | | |

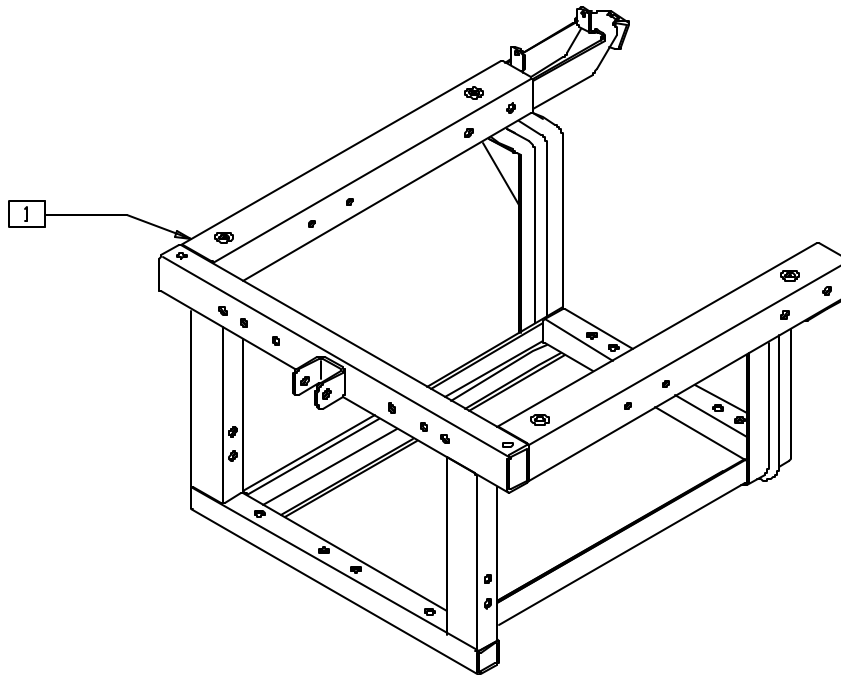
Frames

IN THIS SECTION

| | | | |
|---|------|---|------|
| Frame (Quickie G-424) (Disc.) | 1.1 | Base Frame (Standard and Extended Bases, 10" Drive Wheel) (Quickie P300) (Disc.) | 1.13 |
| Frame (Quickie G-424) | 1.1 | Seat Frame (Quickie P300) (Disc.)..... | 1.14 |
| Shroud (Quickie G-424) (Disc.) | 1.2 | Seat Frame (Quickie P300 Manual Recliner) (Disc.) | 1.14 |
| Shroud (Quickie G-424)..... | 1.2 | Frame (Fixed Seat) (Quickie P300) (Disc.) | 1.15 |
| Front Trailing Arm Suspension (Quickie G-424) (Disc.) | 1.3 | Frame (Shock Suspension Seat) (Quickie P300) (Disc.)..... | 1.16 |
| Front Trailing Arm Suspension (Quickie G-424)..... | 1.3 | Base Frame (Quickie P320) (Disc.)..... | 1.17 |
| Rear Trailing Arm Suspension (Quickie G-424) | 1.4 | Seat Frame (Quickie P320) (Disc.)..... | 1.18 |
| Seat Frame (Quickie G-424) | 1.5 | Seat Frame (Quickie P320 Manual Recline) (Disc.)..... | 1.19 |
| Seat Frame Interface (Quickie G-424) (Disc.) | 1.5 | Frame (Quickie S-525) | 1.20 |
| Seat Frame Interface (Quickie G-424) | 1.6 | Seat Frame (Quickie S-525) | 1.21 |
| Base Frame (Quickie V100[P100])..... | 1.6 | Seat Frame Interface (Quickie S-525) | 1.22 |
| Swing-away Front Side Frame (Quickie P110) (Disc.)..... | 1.7 | Frame (Quickie S-626) | 1.23 |
| Rear Side Frame (Quickie P110) (Disc.) | 1.7 | Front Vertical Seat Support (22"-24" Wide) (Quickie S-626) | 1.23 |
| Cross Tube Assembly (Quickie P110) (Disc.) | 1.8 | Seat Frame (Quickie S-626)..... | 1.24 |
| Cross Tube Extensions (Quickie P110) (Disc.)..... | 1.8 | Frame (Quickie V-121[P120]) | 1.25 |
| Base Frame (Quickie P190) (Disc.)..... | 1.9 | Side Frame (Quickie V-521) | 1.26 |
| Seat Frame (14"/15") (Quickie P200) | 1.9 | Cross Tube Assembly (Quickie V-521) | 1.26 |
| Seat Frame (16"-20") (Quickie P200) | 1.10 | Base Frame (Quickie Z500[Zippie P500]) | 1.27 |
| Frame (Quickie P210)..... | 1.10 | Seat Frame (Quickie Z500[Zippie P500]) | 1.27 |
| Frame (Quickie P-222)..... | 1.11 | | |
| Shroud (Quickie P-222) | 1.11 | | |
| Seat Frame Interface (Quickie P-222) | 1.12 | | |
| Base Frame (Standard and Extended Bases, 20" Drive Wheel) (Quickie P300) (Disc.) | 1.13 | | |

FRAME (QUICKIE G-424)

(Discontinued 1/21/02 - parts only)



G4240X06

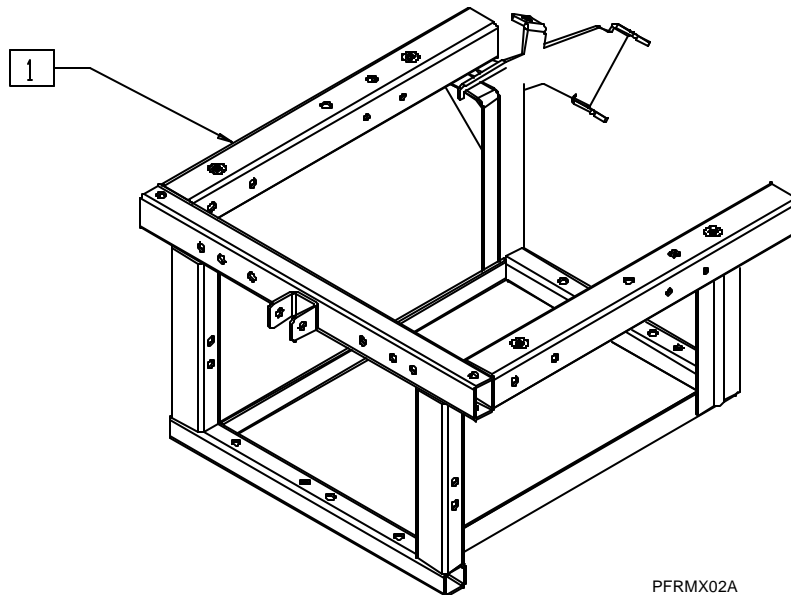
| ITEM | NUMBER | DESCRIPTION | QTY |
|------|---------|--------------------|-----|
| 1 | 540280* | FRAME WELDMNT G424 | 1 |

| ITEM | NUMBER | DESCRIPTION | QTY |
|------|--------|--------------------------|-----|
| 1 | 540308 | FRAME WELDMNT UPDRD G424 | 1 |

* ORDER 540280 FOR CHAIRS PRIOR TO 9/6/01.

FRAME (QUICKIE G-424)

(Effective 1/21/02)

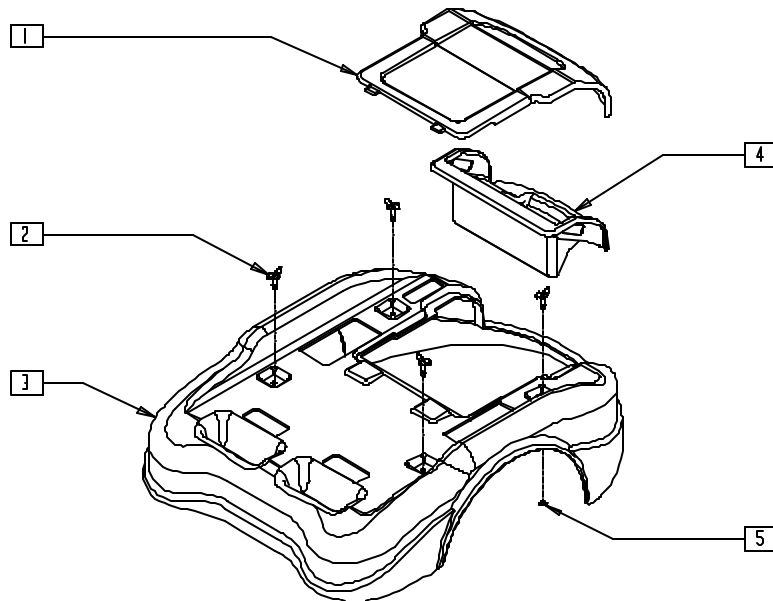


PFRMX02A

| ITEM | NUMBER | DESCRIPTION | QTY |
|------|--------|-------------------|-----|
| 1 | 540288 | FRAME WLDMNT G424 | 1 |

SHROUD (QUICKIE G-424)

(Discontinued 1/21/02 - parts only)



G4240X20

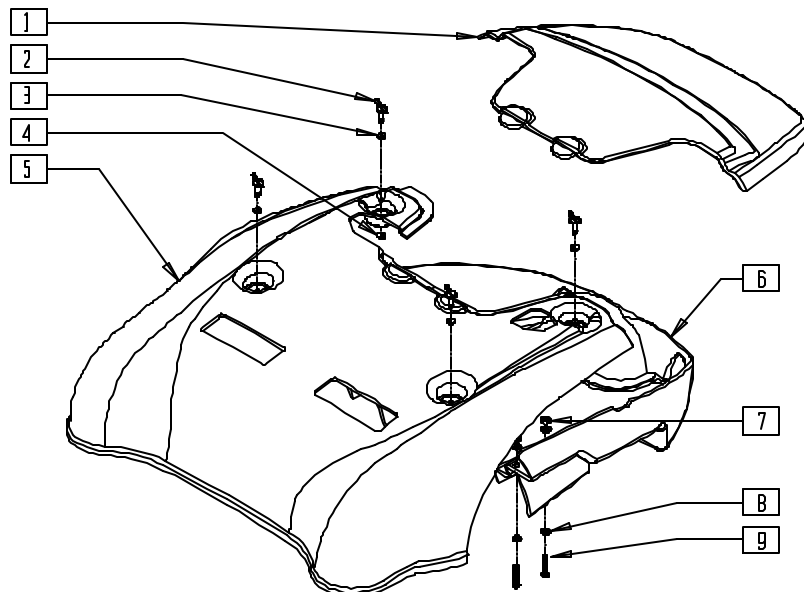
| ITEM | NUMBER | DESCRIPTION | QTY |
|------|---------------|-----------------------------|-----|
| 1 | 881175-881179 | SHROUD LID W/TRUNK LID G424 | 1 |
| 2 | 340125 | WING NUT PIN | 4 |
| 3 | 881924-881927 | SHROUD W/DECAL G424 | 1 |

| ITEM | NUMBER | DESCRIPTION | QTY |
|------|---------------|--------------------------------|-----|
| 4 | 560326 | TRUNK COMPARTMENT COMPACT G424 | 1 |
| 5 | 340127 | WING NUT WASHER G424 | 4 |
| 1-5 | 882245-882248 | SHROUD ASSM G424 | |

NOTE: WHEN REPLACING SHROUD FOR CHAIRS PRIOR TO 7/7/00, SOLID FLIP-UP FOOTREST (QUICKIE G-424) (EFFECTIVE 7/7/00) IS NEEDED (SHOWN ON PAGE 9.16).

SHROUD (QUICKIE G-424)

(Effective 1/21/02)



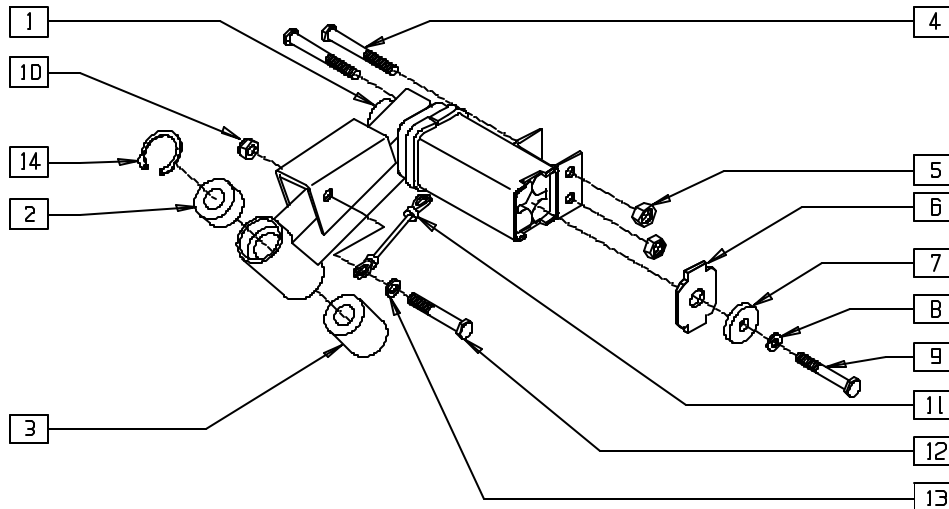
G424X20A

| ITEM | NUMBER | DESCRIPTION | QTY |
|------|---------------|----------------------|-----|
| 1 | 560352-560355 | SHROUD HOOD G424 | 1 |
| 2 | 340125 | WING NUT PIN G424 | 4 |
| 3 | 263100 | 5/16 AN WASHER FLAT | 4 |
| 4 | 340127 | WING NUT WASHER G424 | 4 |
| 5 | 560335-560338 | SHROUD MAIN G424 | 1 |

| ITEM | NUMBER | DESCRIPTION | QTY |
|------|---------------|-----------------------|-----|
| 6 | 560327 | SHROUD TRUNK G424 | 1 |
| 7 | 201110-OU | 1/4-28 NYLOCK NUT | 4 |
| 8 | 262100-OU | 1/4 AN WASHER FLAT | 8 |
| 9 | 221192 | 1/4-28 x 2 G8 HEX C/S | 4 |
| 1-8 | 883090-883093 | SHROUD ASSM G424 | |

FRONT TRAILING ARM SUSPENSION (QUICKIE G-424)

(Discontinued 09/05/01 - parts only)



G4240X07

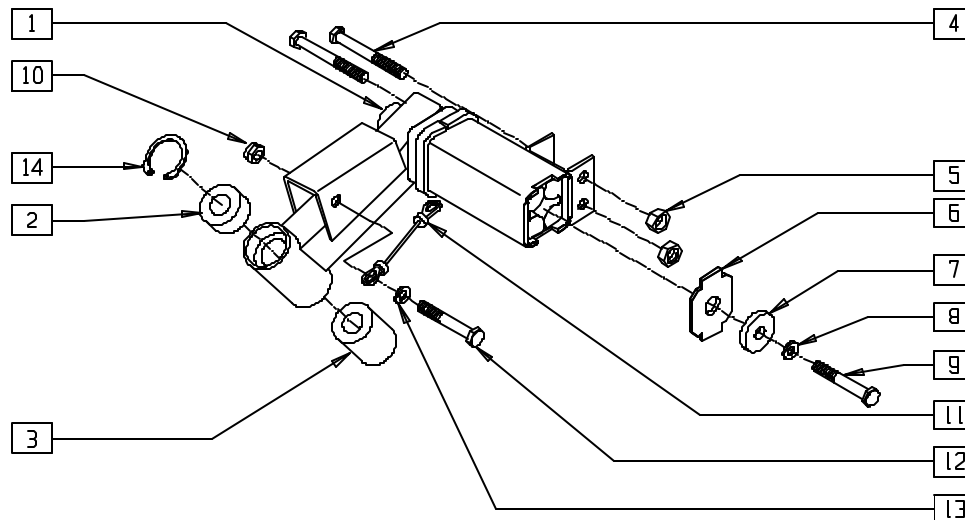
| ITEM | NUMBER | DESCRIPTION | QTY |
|------|-----------|--------------------------------|-----|
| 2 | 349500 | 1 1/8 x 1/2 BEARING | 1 |
| 3 | 560128 | PLASTIC BUSHING G424 | 1 |
| 4 | 226293 | 5/16-24 x 2 1/4 HEX C/S | 2 |
| 5 | 202100-MJ | 5/16-24 NYLOCK NUT THIN | 2 |
| 6 | 500051 | SUSPENSION HOUSING CAP G424 | 1 |
| 7 | 340016 | RUBBER INSULATOR G424 | 1 |
| 8 | 262120 | 1/4 SAE WASHER | 1 |
| 9 | 221114 | 1/4-20 x 1 1/2 HEX C/S W/PATCH | 1 |
| 10 | 202104 | 5/16-24 NYLOCK NUT | 1 |

| ITEM | NUMBER | DESCRIPTION | QTY |
|--------|---------|--------------------------------|-----|
| 11 | 342091 | CABLE ASSEMBLY 4.75" | 1 |
| 12 | 222110 | 5/16-24 x 1 3/4 HEX C/S | 1 |
| 13 | 261521 | 5/16 x 7/8 CUT WASHER | 1 |
| 14 | 342019 | 1 1/8 OD SNAP RING | 1 |
| 1-3 | 540085 | TRLNG ARM SUP ASSM FRNT R | |
| 6-9,14 | 540086 | TRLNG ARM SUP ASSM FRNT L | |
| 1-3, | 887190* | FRT TRLNG ARM ASSM R W/FRK 350 | |
| 6-9,14 | 887191* | FRT TRLNG ARM ASSM L W/FRK 350 | |

* INCLUDES FORK, NOT SHOWN.

FRONT TRAILING ARM SUSPENSION (QUICKIE G-424)

(Effective 9/6/01)



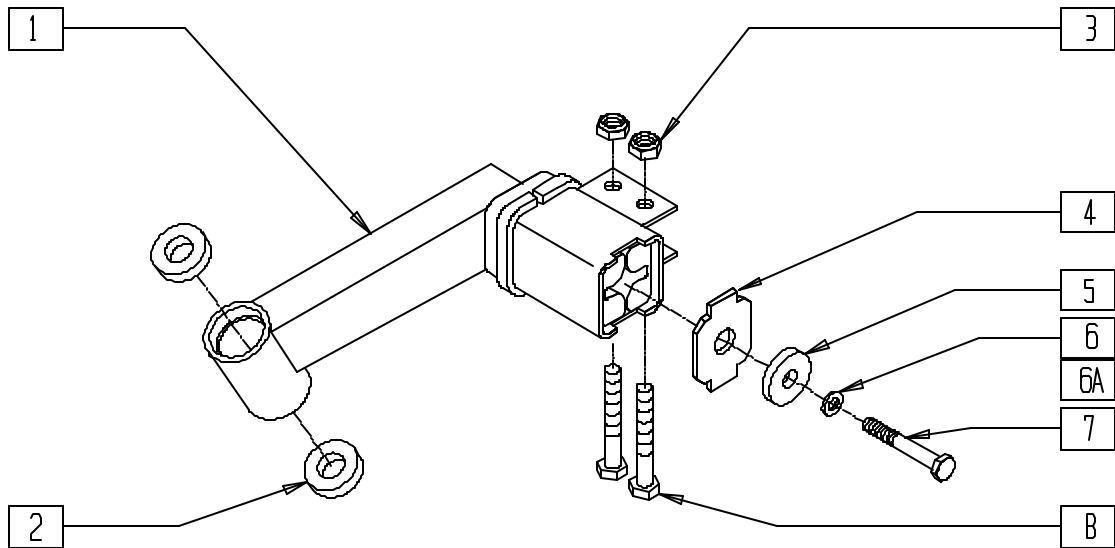
G424X35A

| ITEM | NUMBER | DESCRIPTION | QTY |
|------|--------|--------------------------------|-----|
| 2 | 349500 | 1 1/8 x 1/2 BEARING | 1 |
| 3 | 560128 | PLASTIC BUSHING G424 | 1 |
| 4 | 226293 | 5/16-24 x 2 1/4 HEX C/S | 2 |
| 5 | 202104 | 5/16-24 NYLOCK NUT | 2 |
| 6 | 500051 | SUSPENSION HOUSING CAP G424 | 1 |
| 7 | 340016 | RUBBER INSULATOR G424 | 1 |
| 8 | 262120 | 1/4 SAE WASHER | 1 |
| 9 | 221114 | 1/4-20 x 1 1/2 HEX C/S W/PATCH | 1 |
| 10 | 202104 | 5/16-24 NYLOCK NUT | 1 |

| ITEM | NUMBER | DESCRIPTION | QTY |
|--------|---------|--------------------------------|-----|
| 11 | 342091 | CABLE ASSEMBLY 4.75" | 1 |
| 12 | 222110 | 5/16-24 x 1 3/4 HEX C/S | 1 |
| 13 | 261521 | 5/16 x 7/8 CUT WASHER | 1 |
| 14 | 342019 | 1 1/8 OD SNAP RING | 1 |
| 1-3, | 540283 | TRLNG ARM SUP ASSM FRNT R MDFY | |
| 6-9,14 | 540284 | TRLNG ARM SUP ASSM FRNT L MDFY | |
| | 887944* | FRT TRLNG ARM ASSM R W/FRK MDY | |
| | 887945* | FRT TRLNG ARM ASSM L W/FRK MDY | |

* INCLUDES FORK, NOT SHOWN.

REAR TRAILING ARM SUSPENSION (QUICKIE G-424)

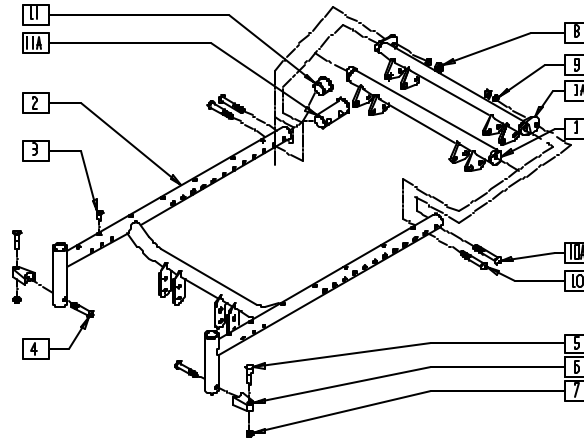


G4240X02

| ITEM | NUMBER | DESCRIPTION | QTY |
|------|-----------|-----------------------------|-----|
| 2 | 349500 | 1 1/8 x 1/2 BEARING | 2 |
| 3 | 202100-MJ | 5/16-24 NYLOCK NUT THIN | 2 |
| 4 | 500051 | SUSPENSION HOUSING CAP G424 | 1 |
| 5 | 340016 | RUBBER INSULATOR G424 | 1 |
| 6 | 262100-QU | 1/4 AN WASHER FLAT | 1 |
| 6A | 262120 | 1/4 SAE WASHER | 1 |

| ITEM | NUMBER | DESCRIPTION | QTY |
|------------------|-------------------|---|-----|
| 7 | 221113 | 1/4-20 x 1 HEX C/S W/PATCH | 1 |
| 8 | 222099 | 5/16-24 x 1 1/2 HEX C/S | 2 |
| 1,2,4, 5,6A,7 | 540087, 540088 | TRLNG ARM SUP ASSEMBLY REAR 250 (EA) | |
| 1,2, 4-7 | 540089, 540090 | TRLNG ARM SUP ASSEMBLY REAR 350 (EA) | |

SEAT FRAME (QUICKIE G-424)



G4240X13

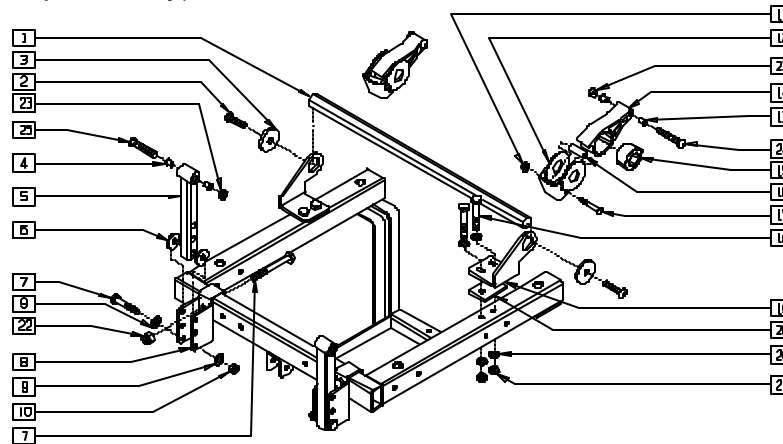
| ITEM | NUMBER | DESCRIPTION | QTY |
|------|---------------|--|-----|
| 1 | 540027-540030 | BACK TUBE WLDMNT 17"-20" G424 (NON-TILT) | 1 |
| 1A | 540380-540382 | BACK TUBE WLDMNT 14"-16" STL S525 (TILT) | 1 |
| 2 | 660134-660140 | SEAT FRAME ONLY 14"-20" S-525 (SPECIFY SIZE) | 1 |
| 3 | 341497 | 10-32 x .020-.130 RIVNUT GOLD | 14 |
| 4 | 226218 | 5/16-18 x 1 3/4 BH C/S BLK | 2 |
| 5 | 481023 | S/A LATCH STUD NEW | 2 |
| 6 | 551310 | LATCH STUD SUPPORT BLK | 2 |
| 7 | 202300 | 1/4-28 NYLOCK NUT THIN BLK ZN | 2 |
| 8 | 202117 | 5/16-18 NYLOCK NUT THICK BLK | 2 |

| ITEM | NUMBER | DESCRIPTION | QTY |
|-----------------------|---------------|-----------------------------------|-----|
| 9 | 263100 | 5/16 AN WASHER FLAT | 2 |
| 10 | 226231 | 5/16-18 x 2 1/2 BH C/S BLK | 2 |
| 10A | 226218 | 5/16-18 x 1 3/4" BH C/S BLK | 2 |
| 11 | 560315 | 1" BUSHING .065 | 2 |
| 11A | 483185 | SEAT END PLUG | 2 |
| 5-7 | 881697 | S/A LATCH BLOCK ASSM BLK | |
| 4-7 | 920244 | S/A LATCH ASSM W/BLK BOLT | |
| 1-3 | 660196- | SEAT FRAME ASSM 17"-20" G424 | |
| 8-11 | 660199 | | |
| 1A,2,3, 8-10, 10A,11A | 660144-660146 | SEAT FRAME ASSM 14"-16" S525/G424 | |

NOTE: FOR ATTACHMENT HARDWARE, PLEASE SEE SEAT FRAME INTERFACE (QUICKIE G-424) ON PAGE 1.6.

SEAT FRAME INTERFACE (QUICKIE G-424)

(Discontinued 7/13/99 - parts only)



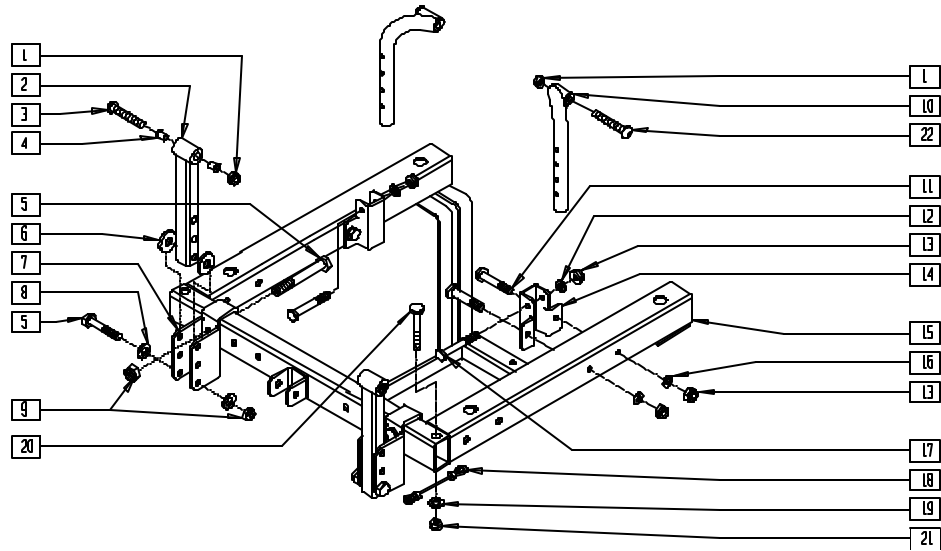
G4240X26

| ITEM | NUMBER | DESCRIPTION | QTY |
|------|--------|-----------------------------------|-----|
| 1 | 505849 | KEY BAR G424 | 1 |
| 2 | 226213 | 3/8-16 x 1 BH C/S BLK ZN | 2 |
| 3 | 340021 | MOTOR MOUNT WASHER | 2 |
| 4 | 340172 | BUSHING IGUS | 4 |
| 5 | 540121 | SEAT/FRAME FRONT VERT G424 | 2 |
| 6 | 561059 | 3/4 OD x .318 ID WASHER | 4 |
| 7 | 222110 | 5/16-24 x 1 3/4 HEX C/S | 4 |
| 8 | 481178 | FRONT SEAT MOUNT G424 | 2 |
| 9 | 263100 | 5/16 AN WASHER FLAT | 8 |
| 10 | 202104 | 5/16-24 NYLOCK NUT | 2 |
| 11 | 201100 | 1/4-28 NYLOCK NUT THIN | 2 |
| 12 | 505845 | SUSPENSION STP BRACKET 250LB S525 | 2 |
| 13 | 340172 | BUSHING IGUS | 4 |

| ITEM | NUMBER | DESCRIPTION | QTY |
|------|----------------|-------------------------------|-----|
| 14 | 550019 | SEAT SUSPENSION RECEIVER | 2 |
| 15 | 550018 | SEAT SUSPENSION INSERT | 2 |
| 16 | 180122 | .5 x .125 URETHANE TUBE | 2 |
| 17 | 221192 | 1/4-28 x 2 G8 HEX C/S | 2 |
| 18 | 221191 | 1/4-28 x 2 1/4 G8 HEX C/S | 4 |
| 19 | 481188, 481189 | REAR SEAT BRACKET G424 (EA) | 1 |
| 20 | 262100-QU | 1/4 AN WASHER FLAT | 8 |
| 21 | 201110 | 1/4-28 NYLOCK NUT | 4 |
| 22 | 202104 | 5/16-24 NYLOCK NUT | 2 |
| 23 | 202116 | 5/16-18 NYLOCK NUT THK BLK | 4 |
| 24 | 226217 | 5/16-18 x 2" BH C/S BLK | 2 |
| 25 | 226218 | 5/16-18 x 1 3/4 BH C/S BLK | 2 |
| 26 | 500029 | REAR SEAT BRACKET SPACER G424 | 2 |

SEAT FRAME INTERFACE (QUICKIE G-424)

(Effective 7/13/99)

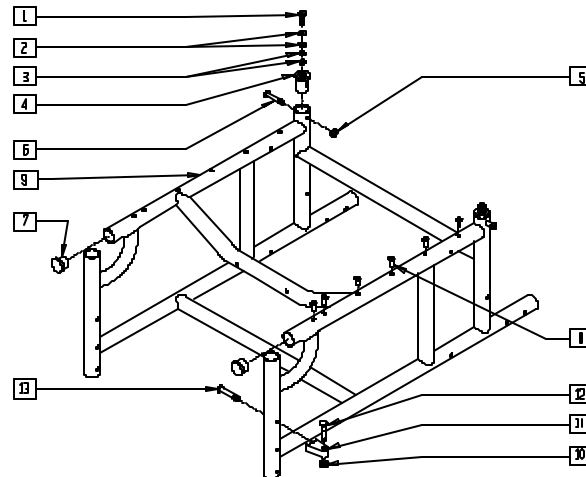


G4240X33

| ITEM | NUMBER | DESCRIPTION | QTY |
|------|-------------------|-------------------------------------|-----|
| 1 | 202116 | 5/16-18 NYLOCK NUT THK BLK | 4 |
| 2 | 540121 | SEAT/FRAME FRONT VERT G424 | 2 |
| 3 | 226218 | 5/16-18 x 1 3/4 BH C/S BLK | 2 |
| 4 | 340172 | BUSHING IGUS | 4 |
| 5 | 222110 | 5/16-24 x 1 3/4 HEX C/S | 4 |
| 6 | 561059 | 3/4 OD x .318 ID WASHER | 4 |
| 7 | 481178 | FRONT SEAT MOUNT G424 | 2 |
| 8 | 263100 | 5/16 AN WASHER FLAT | 4 |
| 9 | 202104 | 5/16-24 NYLOCK NUT | 4 |
| 10 | 542022, 542023 | REAR SEAT POST WELDMNT G424 (EA) | 1 |
| 11 | 221192 | 1/4-28 x 2 G8 HEX C/S | 4 |

| ITEM | NUMBER | DESCRIPTION | QTY |
|-----------|-----------|--------------------------------|-----|
| 12 | 262100-OU | 1/4 AN WASHER FLAT | 2 |
| 13 | 201110 | 1/4-28 NYLOCK NUT | 6 |
| 14 | 481170 | MID WHEEL VERT BRACKET | 2 |
| 16 | 262100 | 1/4 AN WASHER FLAT | 4 |
| 17 | 221127 | 1/4-28 x 1 3/8 HEX C/S | 2 |
| 18 | 342091 | CABLE ASSEMBLY 4.75" | 2 |
| 19 | 261521 | 5/16 x 7/8 OD CUT WASHER | 2 |
| 20 | 226195 | 5/16-18 x 1.82 BH C/S | 2 |
| 21 | 202102 | 5/16-18 NYLOCK NUT THIN | 2 |
| 22 | 226217 | 5/16-18 x 2 BH C/S BLK | 2 |
| 1-17,22 | 660151 | SEAT FRAME INTERFACE ASSM G424 | |
| 1-4,10,22 | 660158 | SEAT FRM INTFC EXCHGE KIT G424 | |

BASE FRAME (QUICKIE V100[P100])



P100X01

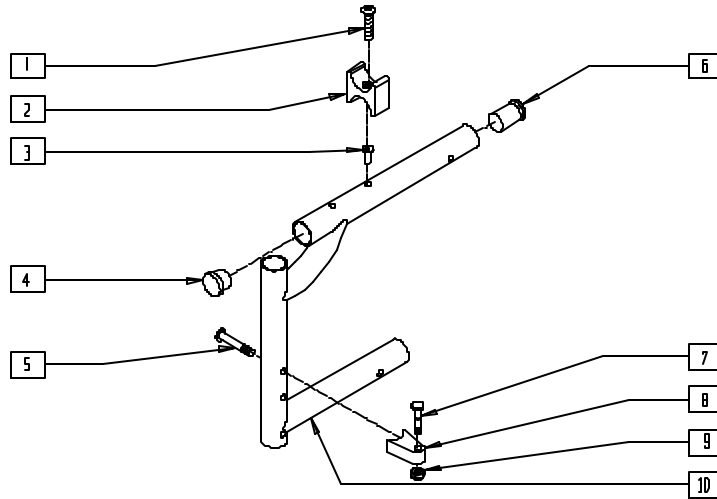
| ITEM | NUMBER | DESCRIPTION | QTY |
|------|--------|-------------------------------|-------|
| 1 | 221050 | 1/4-20 x 3/8 HEX C/S | 2 |
| 2 | 262110 | 1/4 AN WASHER FLAT THIN | 4 |
| 3 | 262130 | 6mm WASHER WAVE | 4 |
| 4 | 483010 | O1/GP BACK REL ANGLE PLUG | 2 |
| 5 | 201120 | 1/4-28 STOVER NUT | 2 |
| 6 | 226130 | 1/4-28 x 1 1/2 BH C/S | 2 |
| 7 | 561002 | 1" INSERT PLUG .083 | 2 |
| 8 | 341497 | 10-32 x .020-.130 RIVNUT GOLD | 10-12 |

| ITEM | NUMBER | DESCRIPTION | QTY |
|-------|-------------------|---|-----|
| 1-9 | 661752- 661795 | FRAME PNTD P100 16"x15" TO 20"x18" (SPECIFY COLOR) | |
| 10 | 202300 | 1/4-28 NYLOCK NUT THIN BLK ZN | 2 |
| 11 | 551310 | LATCH STUD SUPPORT BLK | 2 |
| 12 | 481023 | S/A LATCH STUD NEW | 2 |
| 13 | 226218 | 5/16-18 x 1 3/4" BH C/S BLK | 2 |
| 10-13 | 920244 | S/A LATCH ASSM W/BLK BOLT | |

NOTE: THERE IS AN UPCHARGE FOR CUSTOM COLOR FRAMES. PLEASE SEE PRICE LIST FOR COST.

SWING-AWAY FRONT SIDE FRAME (QUICKIE P110)

(Discontinued 6/30/00 - parts only)



Drawing shows left side

P100X36

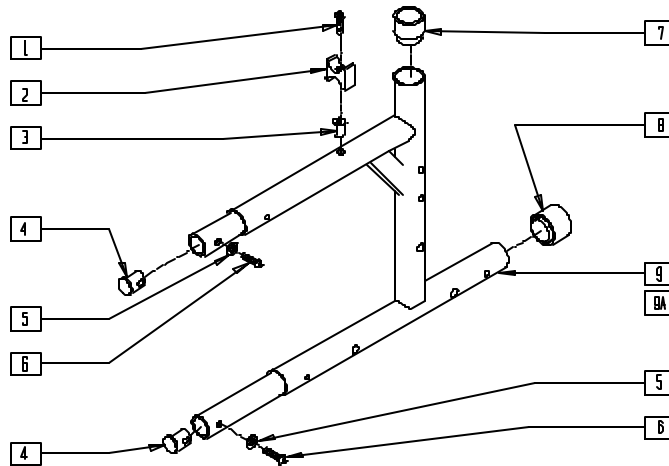
| ITEM | NUMBER | DESCRIPTION | QTY |
|------|--------|-------------------------------|-----|
| 1 | 281122 | 10-32 x 3/4 PAN PHIL | 1 |
| 2 | 561030 | SUSPENSION SADDLE STD | 1 |
| 3 | 341497 | 10-32 x .020-.130 RIVNUT GOLD | 1 |
| 4 | 561002 | 1" INSERT PLUG .083 | 1 |
| 5 | 226218 | 5/16-18 x 1 3/4" BH C/S BLK | 1 |
| 6 | 560406 | FRAME BUSHING | 1 |
| 7 | 481023 | S/A LATCH STUD NEW | 1 |

| ITEM | NUMBER | DESCRIPTION | QTY |
|----------|--------|---|-----|
| 8 | 551310 | LATCH STUD SUPPORT BLK | 1 |
| 9 | 202300 | 1/4-28 NYLOCK NUT THIN BLK ZN | 1 |
| 4,6,10 | 640105 | FRONT S/F KIDS PAINTED S/A (SPECIFY COLOR) | |
| 1-4,6,10 | 640202 | FRONT S/F PNTD S/A P110 (SPECIFY COLOR) | |
| 5,7-9 | 920244 | S/A LATCH ASSM W/BLK BOLT | |

NOTE: THERE IS AN UPCHARGE FOR CUSTOM COLOR PARTS. PLEASE SEE PRICE LIST FOR COST.

REAR SIDE FRAME (QUICKIE P110)

(Discontinued 6/30/00 - parts only)



Drawing shows left side

P100X37

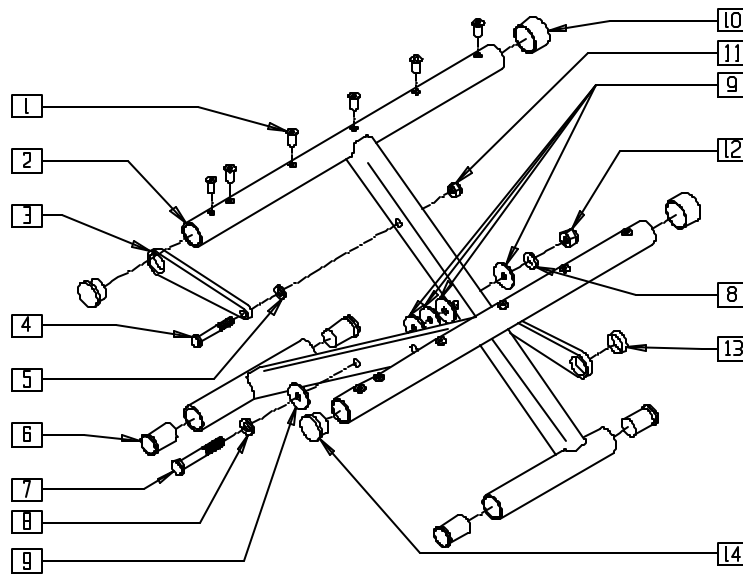
| ITEM | NUMBER | DESCRIPTION | QTY |
|------|--------|-------------------------------|-----|
| 1 | 281122 | 10-32 x 3/4 PAN PHIL | 1 |
| 2 | 561030 | SUSPENSION SADDLE STD | 1 |
| 3 | 341497 | 10-32 x .020-.130 RIVNUT GOLD | 1 |
| 4 | 483001 | O2 FRAME/FOOT RETAINING PLUG | 2 |
| 5 | 262130 | 6mm WASHER WAVE | 2 |
| 6 | 226120 | 1/4-20 x 1 BH C/S | 2 |

| ITEM | NUMBER | DESCRIPTION | QTY |
|--------|---------|---|-----|
| 7 | 561083 | 1-1/8" TUBE END BUSHING THIN | 1 |
| 8 | 561018 | 1" TUBE END BUSHING THICK | 1 |
| 1-9 | 650116* | REAR S/F PNTD R P110 (SPECIFY COLOR) | |
| 1-8,9A | 650117* | REAR S/F PNTD L P110 (SPECIFY COLOR) | |

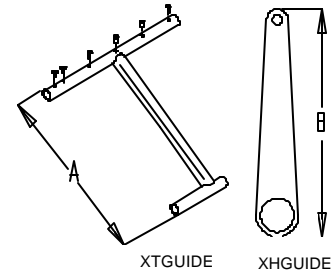
* A PERFORMANCE ENHANCEMENT HAS REVISED THE APPEARANCE OF THE SIDE FRAME. ORDERED SIDE FRAMES MAY NOT APPEAR AS PICTURED AND MAY BE SUPPLIED IN MATCHED PAIRS.
NOTE: THERE IS AN UPCHARGE FOR CUSTOM COLOR PARTS. PLEASE SEE PRICE LIST FOR COST.

CROSS TUBE ASSEMBLY (QUICKIE P110)

(Discontinued 6/30/00 - parts only)



MEASURING GUIDE



| | "A" | "B" |
|-----|--------|-------|
| 16" | 18 1/2 | 5 1/4 |
| 18" | 20 3/8 | 6 1/8 |

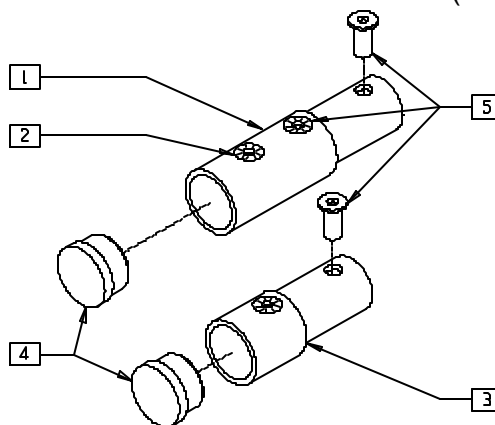
Q20X09

| ITEM | NUMBER | DESCRIPTION | QTY |
|------|------------------------------|-------------------------------|------|
| 1 | 341497 | 10-32 x .020-.130 RIVNUT GOLD | 8-14 |
| 3 | 923602, 923604, 923606 | X-HINGE 14", 16", 18" (PR) | 1 |
| 4 | 221151-QU | 1/4-28 x 1 3/4 G8 HEX C/S | 2 |
| 5 | 561028 | 1/4" NYLON WASHER | 2 |
| 6 | 560402 | 3/4" I.D. NY-LINER | 4 |
| 7 | 222249 | 5/16-24 x 3 G8 HEX C/S | 1 |
| 8 | 263110-QU | 5/16 AN WASHER FLAT THIN | 2 |

| ITEM | NUMBER | DESCRIPTION | QTY |
|------|------------------------------|--|-----|
| 9 | 561016 | 1" WASHER 5/16" HOLE | 5 |
| 10 | 561012 | 1" SMALL CAP | 2 |
| 11 | 201110 | 1/4-28 NYLOCK NUT | 2 |
| 12 | 202100-MJ | 5/16-24 NYLOCK NUT THIN | 1 |
| 13 | 580200 | TEFLON STRIP BEARING (S) | 2 |
| 14 | 561002 | 1" INSERT PLUG .083 | 2 |
| 1-14 | 672416, 672616, 672818 | X-TUBE ASSM 14"x14", 16"x16", 18"x18" | |

CROSS TUBE EXTENSIONS (QUICKIE P110)

(Discontinued 6/30/00 - parts only)



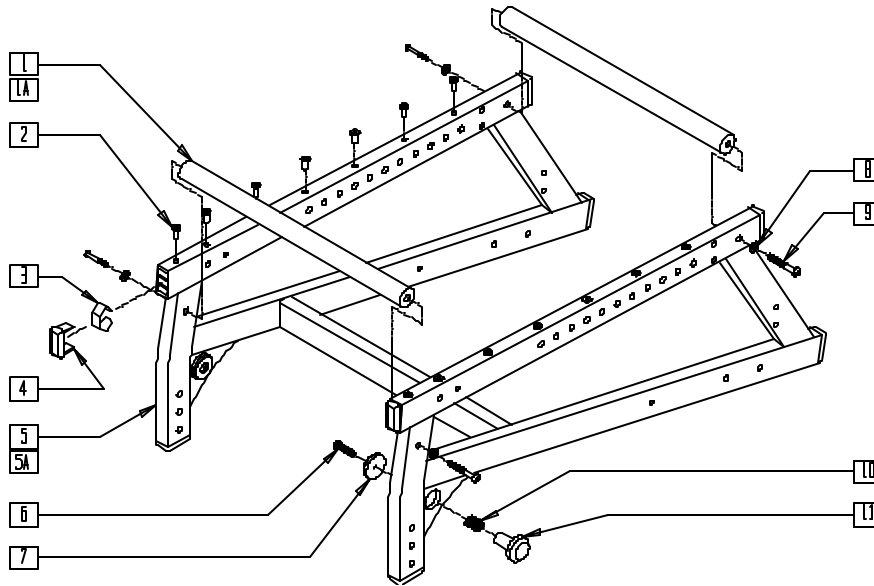
P100X39

| ITEM | NUMBER | DESCRIPTION | QTY |
|------|--------|-------------------------------|-----|
| 2 | 341497 | 10-32 x .020-.130 RIVNUT GOLD | 1 |
| 4 | 561002 | 1" INSERT PLUG .083 | 1 |
| 5 | 341491 | 10-32 x .130-.225 RIVNUT GOLD | 2 |

| ITEM | NUMBER | DESCRIPTION | QTY |
|---------|--------|---|-----|
| 3-5 | 920150 | X-TUBE EXTENSION 1" W/HDWR (17" DEPTH) | |
| 1,2,4,5 | 920152 | X-TUBE EXTENSION 2" W/HDWR (18" DEPTH) | |

BASE FRAME (QUICKIE P190)

(Discontinued 7/1/99 - parts only)

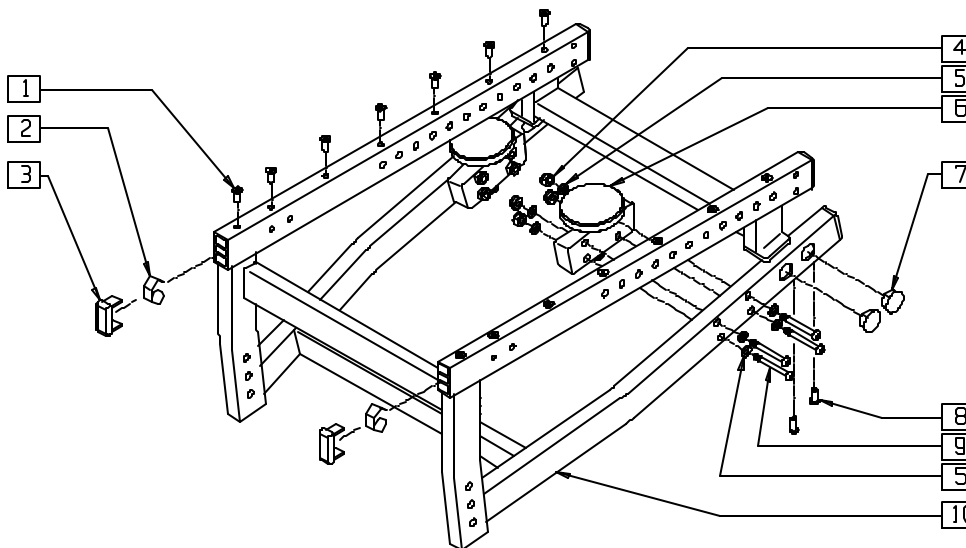


P190X02

| ITEM | NUMBER | DESCRIPTION | QTY |
|------|--------|-------------------------------|-----|
| 1 | 505390 | STRUT BAR 16" P190/P3 | 2 |
| 1A | 505392 | STRUT BAR 18" P190/P3 | 2 |
| 2 | 341512 | 10/32 x .080-.130 RIVNUT ZN | 14 |
| 3 | 540190 | RECT TUBING CAP SPRING P2 | 8 |
| 4 | 561372 | 3/4" x 1 1/2" RECT TUBING CAP | 8 |
| 6 | 226100 | 1/4-28 x 3/4 BH C/S | 2 |
| 7 | 560257 | QUAD RELEASE END P190 | 2 |
| 8 | 263100 | 5/16 AN WASHER FLAT | 4 |

| ITEM | NUMBER | DESCRIPTION | QTY |
|------------|--------|--------------------------------|-----|
| 9 | 226190 | 5/16-18 x 1 3/4 BH C/S SHLDR | 4 |
| 10 | 321720 | SPRING QUAD LATCH RELEASE P190 | 2 |
| 11 | 560256 | QUAD RELEASE BUTTON P190 | 2 |
| 6,7 | 881020 | QUAD RELEASE ASSM P190 | |
| 10,11 | | | |
| 1-5,8,9 | 605060 | FRAME PNTD 16" P190 | |
| 1A,2-5,8,9 | 605061 | FRAME PNTD 18" P190 | |

SEAT FRAME (14"/15") (QUICKIE P200)



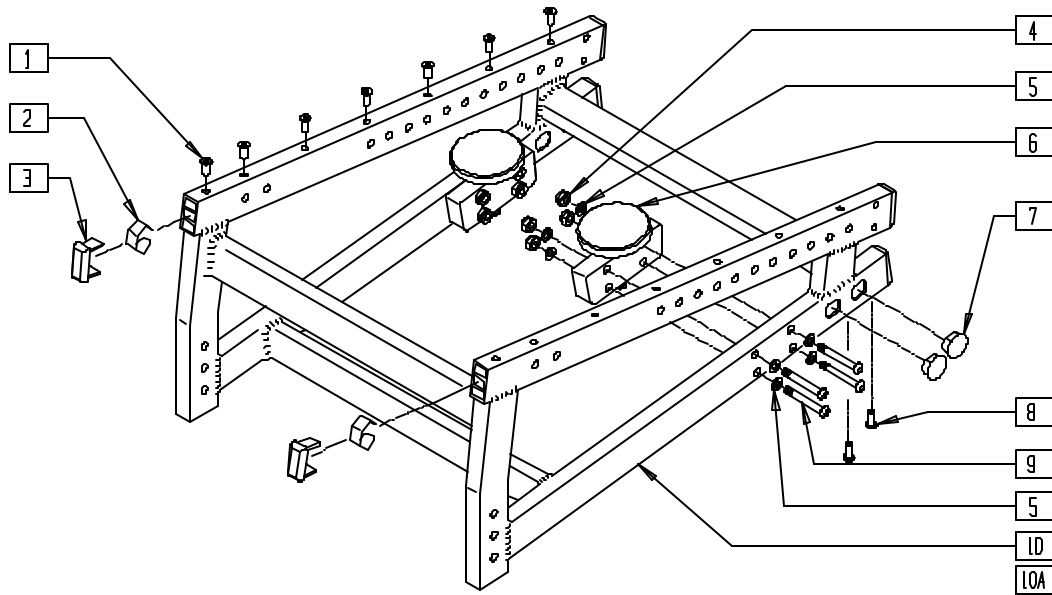
P200X45

| ITEM | NUMBER | DESCRIPTION | QTY |
|------|--------|-------------------------------|-----|
| 1 | 341512 | 10/32 x .080-.130 RIVNUT ZN | 14 |
| 2 | 540190 | RECT TUBING CAP SPRING P2 | 6 |
| 3 | 561372 | 3/4" x 1-1/2" RECT TUBING CAP | 6 |
| 4 | 202103 | 5/16-18 NYLOCK NUT THICK | 4 |
| 5 | 263100 | 5/16 AN WASHER FLAT | 8 |
| 7 | 560736 | .75 DOUBLE D HOLE PLUG BLK | 4 |
| 8 | 341503 | RIVNUT 1/4" x 28 RIBBED | 4 |
| 9 | 226198 | 5/16-18 x 2 BH C/S SHT THREAD | 4 |

| ITEM | NUMBER | DESCRIPTION | QTY |
|------------|--------|--|-----|
| 1-3,7,8,10 | 605012 | FRAME PNTD 14" REG P2 (SPECIFY COLOR AND HEIGHT) | |
| | 605013 | FRAME PNTD 15" REG P2 (SPECIFY COLOR AND HEIGHT) | |
| 4-6,9 | 880546 | QUICKCNNCT KNB/BLOCK ASSM P2 (EA) | |
| | 920245 | QUICKCNNCT KNB/BLOCK ASSM P2 (PR) | |

NOTE: THERE IS AN UPCHARGE FOR CUSTOM COLOR PARTS. PLEASE SEE PRICE LIST FOR COST.

SEAT FRAME (16"-20") (QUICKIE P200)



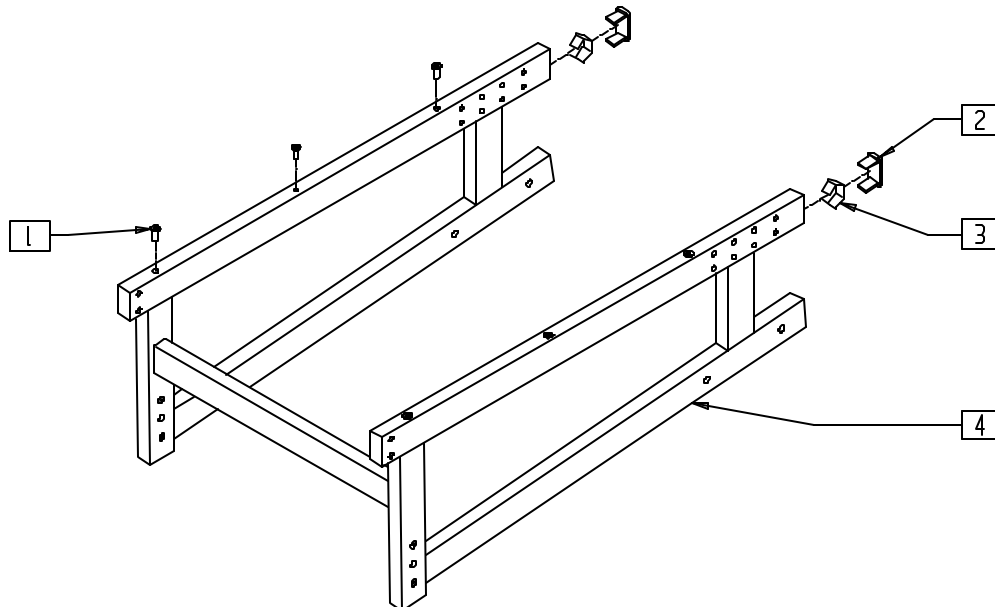
P200X20

| ITEM | NUMBER | DESCRIPTION | QTY |
|------|--------|-------------------------------|-------|
| 1 | 341512 | 10/32 x .080-.130 RIVNUT ZN | 14,16 |
| 2 | 540190 | RECT TUBING CAP SPRING P2 | 6 |
| 3 | 561372 | 3/4" x 1-1/2" RECT TUBING CAP | 6 |
| 4 | 202103 | 5/16-18 NYLOCK NUT THICK | 4 |
| 5 | 263100 | 5/16 AN WASHER FLAT | 8 |
| 7 | 560736 | .75 DOUBLE D HOLE PLUG BLK | 4 |
| 8 | 341503 | RIVNUT 1/4" x 28 RIBBED | 4 |
| 9 | 226198 | 5/16-18 x 2 BH C/S SHT THREAD | 4 |

| ITEM | NUMBER | DESCRIPTION | QTY |
|-------------|--------|---|-----|
| 1-3,7,8,10 | 605014 | FRAME PNTD REG 16-20 P2 (SPECIFY COLOR AND DIMENSIONS) | |
| 1-3,7,8,10A | 605015 | FRAME PNTD LNG 16-20 P2 (SPECIFY COLOR AND DIMENSIONS) | |
| 4-6,9 | 880546 | QUICK CNNCT KNOB/BLOCK ASSM P2 (EA) | |
| | 920245 | QUICK CNNCT KNOB/BLOCK ASSM P2 (PR) | |

NOTE: THERE IS AN UPCHARGE FOR CUSTOM COLOR PARTS. PLEASE SEE PRICE LIST FOR COST.

FRAME (QUICKIE P210)

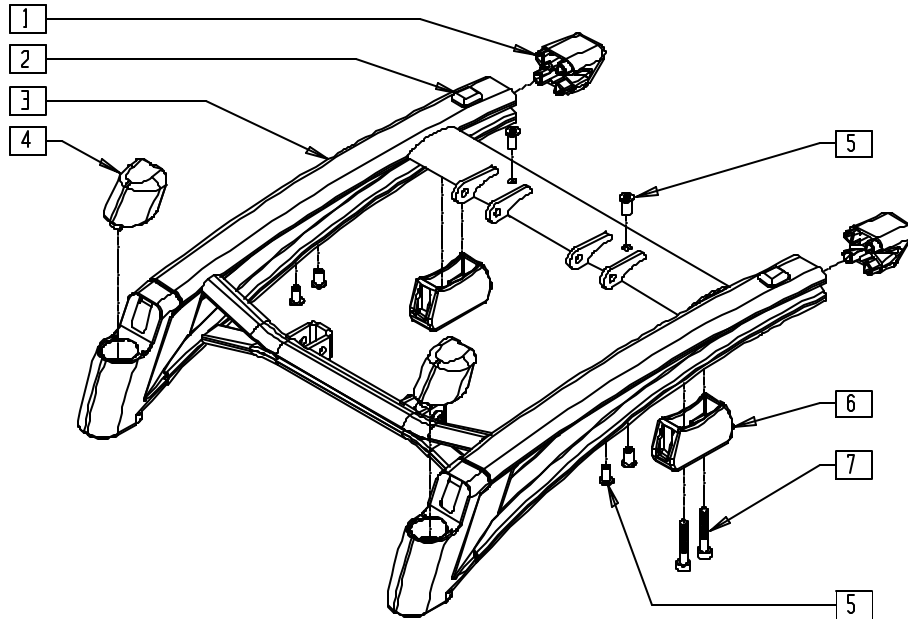


P200X43

| ITEM | NUMBER | DESCRIPTION | QTY |
|------|--------|-------------------------------|-----|
| 1 | 341512 | 10/32 x .080-.130 RIVNUT ZN | 6 |
| 2 | 561372 | 3/4" x 1-1/2" RECT TUBING CAP | 2 |
| 3 | 540190 | RECT TUBING CAP SPRING P2 | 2 |

| ITEM | NUMBER | DESCRIPTION | QTY |
|------|-------------------|------------------------------|-----|
| 1-4 | 605023- | FRAME PNTD P2 PRS (P210) | |
| | 605026 | | |
| | 605032- 605035 | FRAME PNTD P2R (P210 TARSYS) | |

FRAME (QUICKIE P-222)

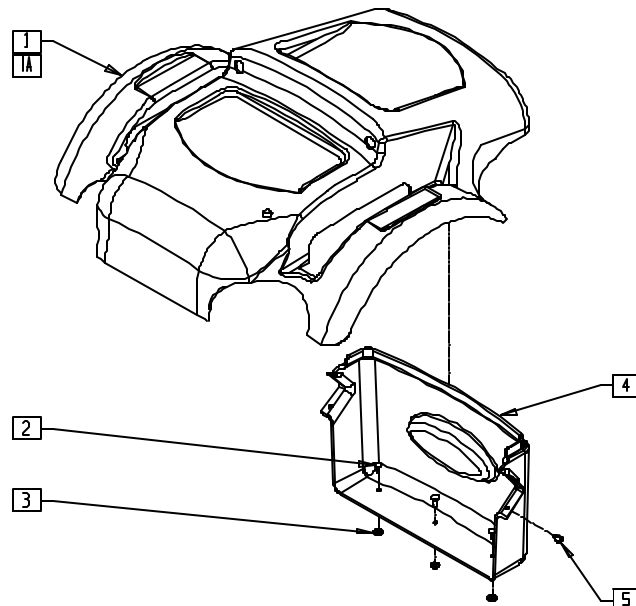


P222X03

| ITEM | NUMBER | DESCRIPTION | QTY |
|------|--------|--------------------------|-----|
| 1 | 560025 | SIDE FRAME CAP P222 | 2 |
| 2 | 349578 | RUBBER SUBBASE BUMPER | 2 |
| 4 | 560026 | CASTER CAP P222 | 2 |
| 5 | 341503 | RIVNUT 1/4" x 28 RIBBED | 6 |
| 6 | 483238 | MALE INTERCONNECT P222 | 2 |
| 7 | 226272 | 3/8-16 x 3/4 SOC C/S BLK | 4 |

| ITEM | NUMBER | DESCRIPTION | QTY |
|------|--------|----------------------------|-----|
| 3,5 | 660021 | P222 BASE 14"-18" WIDE | |
| | 660022 | P222 BASE 19"-20" WIDE | |
| | 660023 | P222 BASE 22"-24" WIDE | |
| 1-7 | 660721 | BASE FRM P222 14"-18" WIDE | |
| | 660722 | BASE FRM P222 19"-20" WIDE | |
| | 660723 | BASE FRM P222 22"-24" WIDE | |

SHROUD (QUICKIE P-222)

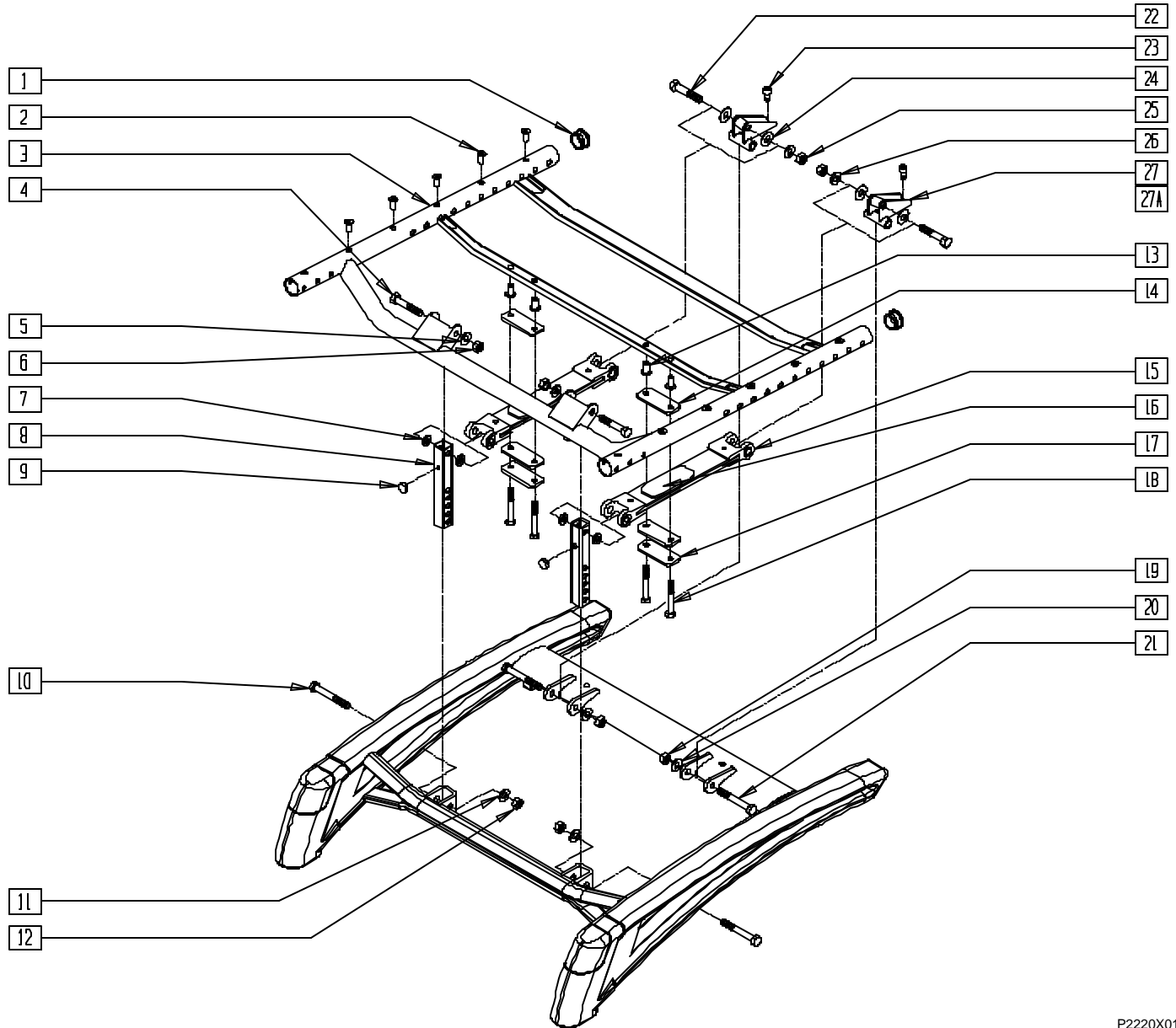


P222X02A

| ITEM | NUMBER | DESCRIPTION | QTY |
|------|--------|--------------------------|-----|
| 1 | 882268 | TOP SHROUD STD ASSEMBLY | 1 |
| 1A | 882269 | TOP SHROUD WIDE ASSEMBLY | 1 |
| 2 | 240112 | RIVET POP SD46BS BLK | 3 |
| 3 | 261100 | 1/8 WASHER BACKUP | 3 |

| ITEM | NUMBER | DESCRIPTION | QTY |
|------|--------|----------------------|-----|
| 4 | 562846 | REAR SHROUD | 1 |
| 5 | 240111 | RIVET POP AD55H BLK | 2 |
| 2-5 | 882273 | REAR SHROUD ASSEMBLY | |

SEAT FRAME INTERFACE (QUICKIE P-222)



P2220X01

| ITEM | NUMBER | DESCRIPTION | QTY |
|------|--------|---------------------------------|-------|
| 1 | 560315 | 1" BUSHING .065 | 2 |
| 2 | 341497 | 10-32 x .020-.130 RIVNUT GOLD | 10-12 |
| 4 | 222103 | 5/16 AN5-20A HEX C/S | 2 |
| 5 | 263100 | 5/16 AN WASHER FLAT | 2 |
| 6 | 202106 | 5/16-24 NYLOCK NUT THIN BLK | 2 |
| 7 | 560313 | INTERCONNECT BUSHING P222 | 4 |
| 8 | 501537 | SUSPENSION VERTICAL | 2 |
| 9 | 349559 | RUBBER BUMPER HANGER P2 | 2 |
| 10 | 222099 | 5/16-24 x 1 1/2 HEX C/S | 2 |
| 11 | 263100 | 5/16 AN WASHER FLAT | 2 |
| 12 | 202106 | 5/16-24 NYLOCK NUT THIN BLK | 2 |
| 13 | 341503 | RIVNUT 1/4" x 28 RIBBED | 4 |
| 14 | 341561 | SPRING ISOLATOR | 4 |
| 15 | 505660 | SEAT SUSPNSN .25 SPRING ASSM | 2 |
| 16 | 561578 | SUSPENSION LOAD DISTRIBUTOR | 2 |
| 17 | 501538 | SPRING KEEPER | 2 |
| 18 | 221101 | 1/4-28 x 1 1/2 HHC/S G8 W/P TCH | 4 |
| 19 | 202106 | 5/16-24 NYLOCK NUT THIN BLK | 2 |

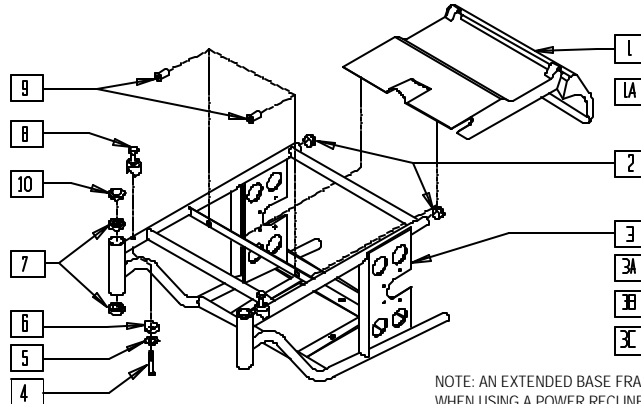
| ITEM | NUMBER | DESCRIPTION | QTY |
|--------|-------------------|---------------------------------|-----|
| 20 | 263100 | 5/16 AN WASHER FLAT | 2 |
| 21 | 222113 | 5/16 AN5-22A HEX C/S | 2 |
| 22 | 222101 | 5/16 AN5-16A HEX C/S | 2 |
| 23 | 226064 | 1/4-28 x 3/4 BH C/S BLK W/P TCH | 2 |
| 24 | 561275 | 5/16 X 7/8 X .015 NYLON WASHER | 4 |
| 25 | 202106 | 5/16-24 NYLOCK NUT THIN BLK | 2 |
| 26 | 263100 | 5/16 AN WASHER FLAT | 2 |
| 27 | 540176 | REAR VERTICAL WLD MNT 1" | 2 |
| 27A | 540177 | REAR VERTICAL WLD MNT 2" | 2 |
| 1-3,13 | 660024- | SEAT FRAME PNTD 14"-24"W STD | |
| | 660032- | | |
| | 660034- 660042 | SEAT FRAME PNTD 14"-24"W LNG | |
| 1-21 | 663767- 663775 | SEAT FRAME 14"-24"W STD ASSM | |
| | 663776- 663784 | SEAT FRAME 14"-24"W LNG ASSM | |
| | 22-27,27A | 900810 | |

NOTE: SEAT HEIGHT KIT (900810) ITEMS 22-27A ARE ONLY USED WITH 19"/20" SEAT HEIGHT.

BASE FRAME (STANDARD AND EXTENDED BASES, 20" DRIVE WHEEL) (QUICKIE P300)

(Discontinued 4/96 - parts only)

(Fits P300 beginning 11/2/92 and Serial Number P3-3844 and prior to P3-10500)



NOTE: AN EXTENDED BASE FRAME IS REQUIRED WHEN USING A POWER RECLINE SYSTEM.

P300X01

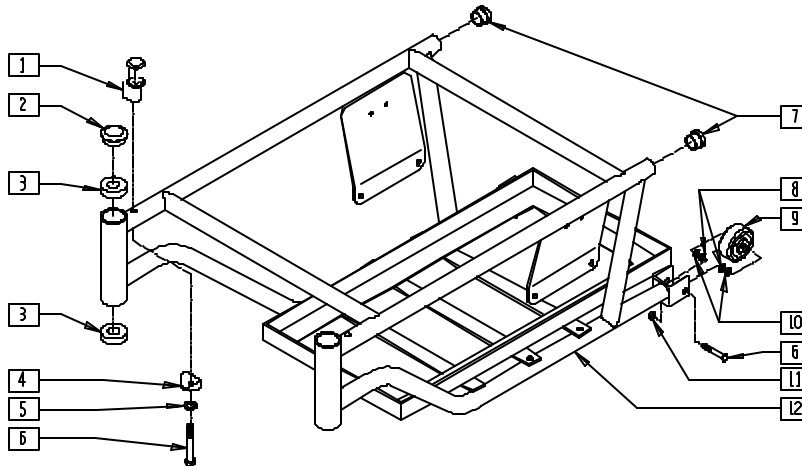
| ITEM | NUMBER | DESCRIPTION | QTY |
|------|--------|-------------------------------|-----|
| 1 | 562703 | REAR SHROUD 18-1/2" P300 | 1 |
| 1A | 562706 | REAR SHROUD 20-1/2" P300 | 1 |
| 2 | 561019 | 1" INSERT PLUG .049 | 2 |
| 4 | 235010 | M8-45 HEX C/S | 2 |
| 5 | 250096 | M8 WASHER LOCK | 2 |
| 6 | 483713 | SADDLE ALUM 1" THICK P1/P5 | 2 |
| 7 | 349504 | BEARING 15mm x 32mm x 9mm THK | 4 |
| 8 | 481708 | P300 S/A LATCH POST 1-1/4" | 2 |
| 9 | 349561 | RUBBER STEM BUMPER P300 | 2 |

| ITEM | NUMBER | DESCRIPTION | QTY |
|------------|--------|--|-----|
| 10 | 880547 | DUST CAP W/O-RING P3 | 2 |
| 2-11 | 662710 | BASE 18-1/2" REG P300 PNTD (SPECIFY COLOR) | |
| 2,3A, 4-11 | 662712 | BASE 18-1/2" LNG P300 PNTD (SPECIFY COLOR) | |
| 2,3B, 4-11 | 662720 | BASE 20-1/2" REG P300 PNTD (SPECIFY COLOR) | |
| 2,3C, 4-11 | 662722 | BASE 20-1/2" LNG P300 PNTD (SPECIFY COLOR) | |

NOTE: THERE IS AN UPCHARGE FOR CUSTOM COLOR FRAMES. PLEASE SEE PRICE LIST FOR COST.

BASE FRAME (STANDARD AND EXTENDED BASES, 10" DRIVE WHEEL) (QUICKIE P300)

(Discontinued 1/2/96 - parts only)



P300X37

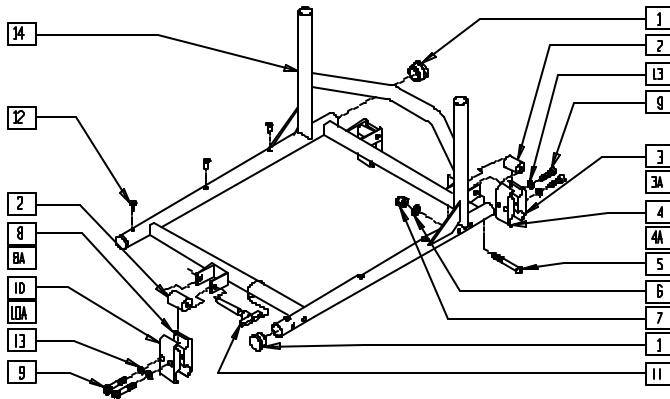
| ITEM | NUMBER | DESCRIPTION | QTY |
|------|--------|-------------------------------|-----|
| 1 | 481708 | P300 S/A LATCH POST 1-1/4" | 2 |
| 2 | 880547 | DUST CAP W/O" RING P3 | 2 |
| 3 | 349504 | BEARING 32mm x 15mm x 9mm THK | 4 |
| 4 | 483713 | SADDLE ALUM 1" THICK P1/P5 | 2 |
| 5 | 250096 | M8 WASHER LOCK | 2 |
| 6 | 235010 | M8-45 HEX C/S | 4 |
| 7 | 561002 | 1" INSERT PLUG .083 | 2 |
| 8 | 263100 | 5/16 AN WASHER FLAT | 4 |

| ITEM | NUMBER | DESCRIPTION | QTY |
|------|-----------|---|-----|
| 9 | 400010 | WHEEL ONLY 2" x 7/8" ANTI-TIP | 2 |
| 10 | 263110-QU | 5/16 AN WASHER FLAT THIN | 4 |
| 11 | 210072 | M8 NYLOCK NUT | 2 |
| 1-12 | 662706 | BASE NARROW REG P3 PNTD (10") (SPECIFY COLOR) | |
| 1-12 | 662714 | BASE STD REG P3 PNTD (10") (SPECIFY COLOR) | |
| 1-12 | 662716 | BASE STD LNG P3 PNTD (10") (SPECIFY COLOR) | |

NOTE: THERE IS AN UPCHARGE FOR CUSTOM COLOR FRAMES. PLEASE SEE PRICE LIST FOR COST.

SEAT FRAME (QUICKIE P300)

(Discontinued - parts only) (Fits Quickie P300 prior to serial number P3-10500)



SEAT CLAMP KIT REFERENCE GUIDE

| PART NUMBER | FLOOR TO SEAT HEIGHT | |
|------------------------|----------------------|---------|
| | FRONT | REAR |
| P300 (20" DRIVE WHEEL) | | |
| 920700 | 18 1/2" | 17 1/2" |
| 920701 | 19 1/2" | 18 1/2" |
| 920702 | 19 1/2" | 17 1/2" |
| P300 (10" DRIVE WHEEL) | | |
| 920700 | 17 1/2" | 16 1/2" |
| 920701 | 18 1/2" | 17 1/2" |
| 920702 | 18 1/2" | 16 1/2" |

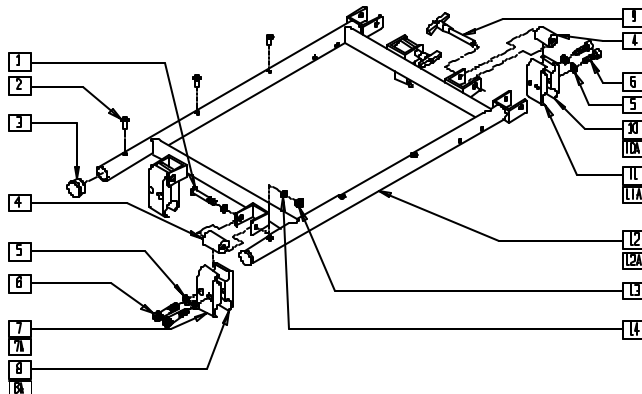
P300X02

| ITEM | NUMBER | DESCRIPTION | QTY |
|------|--------|-------------------------------|-----|
| 1 | 560315 | 1" BUSHING .065 | 4 |
| 2 | 483704 | SEAT CLAMP SPACER P300 | 3 |
| 3 | 550257 | CLAMP 1 1/4" RECESS FULL CLR | 2 |
| 3A | 550277 | CLAMP 2 1/4" RECESS CLR | 2 |
| 4 | 550258 | CLAMP 1 1/4" THREADED | 2 |
| 4A | 550276 | CLAMP 2 1/4" THREADED | 2 |
| 5 | 226198 | 5/16-18 x 2 BH C/S SHT THREAD | 2 |
| 6 | 263100 | 5/16 AN WASHER FLAT | 2 |
| 7 | 202103 | 5/16-18 NYLOCK NUT THICK | 2 |
| 8 | 550276 | CLAMP 2 1/4" THREADED | 1 |
| 8A | 550716 | CLAMP 3 1/4" THREADED | 1 |
| 9 | 226112 | 1/4-28 x 1 SOC C/S BLK | 6 |
| 10 | 550277 | CLAMP 2 1/4" RECESS | 1 |

| ITEM | NUMBER | DESCRIPTION | QTY |
|---------------------------------|-------------------|--|------|
| 10A | 550717 | CLAMP 3 1/4" RECESS | 1 |
| 11 | 349022 | PIN SEAT REL P300 | 1 |
| 12 | 341497 | 10-32 x .020-.130 RIVNUT GOLD | 8-12 |
| 13 | 262114 | 1/4 WASHER HI COLLAR LOCK ZN | 6 |
| 2-10,13 | 920700 | SEAT/BASE CLAMP KIT P300 | |
| 2,3A,4A, 5-7,8A,9, 10A,13 | 920701 | SEAT/BASE CLAMP KIT +1" P300 | |
| 2-7,8A,9, 10A,14 | 920702 | SEAT/BASE CLAMP KIT + 2" P300 | |
| 1,12,14 | 663802- 663866 | SEAT FRAME P300 LOW 14" x 14" - 20" x 18" | |

SEAT FRAME (QUICKIE P300 MANUAL RECLINER)

(Discontinued 6/30/00 - parts only)



SEAT CLAMP KIT REFERENCE GUIDE

| PART NUMBER | FLOOR TO SEAT HEIGHT | |
|---------------------------------|----------------------|---------|
| | FRONT | REAR |
| P300 RECLINER (20" DRIVE WHEEL) | | |
| 920707 | 18 1/2" | 17 1/2" |
| 920708 | 19 1/2" | 18 1/2" |
| 920709 | 19 1/2" | 17 1/2" |
| P300 RECLINER (10" DRIVE WHEEL) | | |
| 920707 | 17 1/2" | 16 1/2" |
| 920708 | 18 1/2" | 17 1/2" |
| 920709 | 18 1/2" | 16 1/2" |

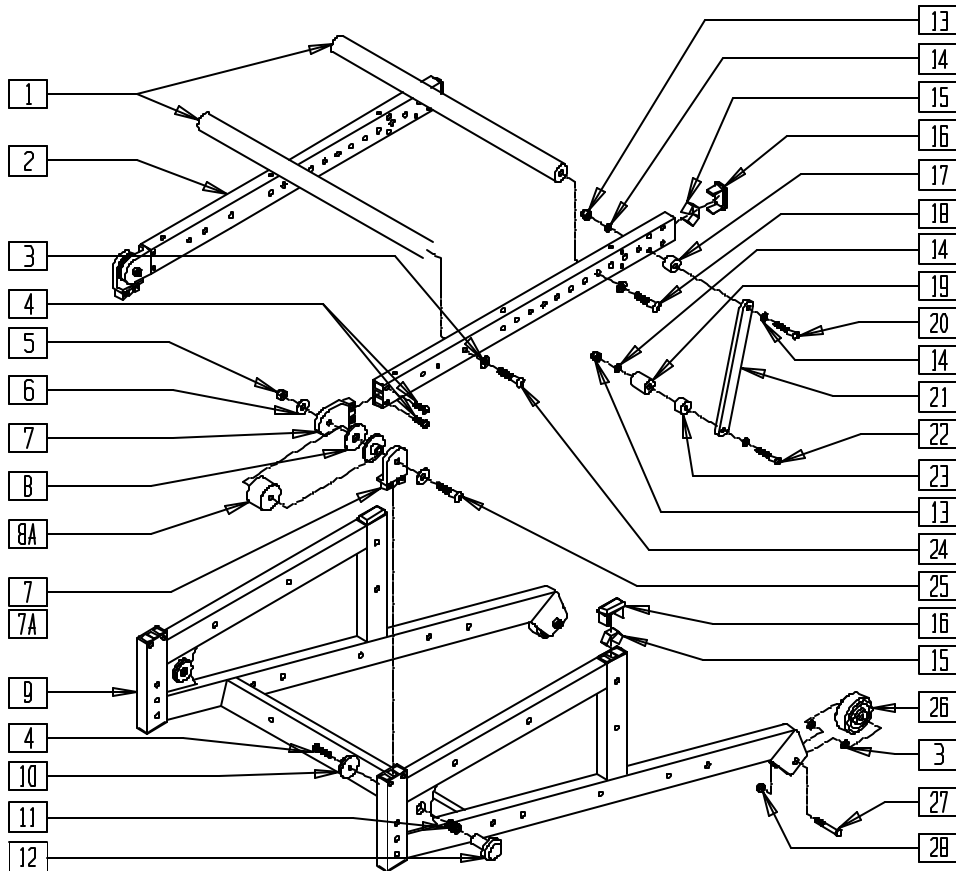
P300X46

| ITEM | NUMBER | DESCRIPTION | QTY |
|------|--------|-------------------------------|-----|
| 1 | 226198 | 5/16-18 x 2 BH C/S SHT THREAD | 2 |
| 2 | 341497 | 10-32 x .020-.130 RIVNUT GOLD | 6 |
| 3 | 560315 | 1" BUSHING .065 | 2 |
| 4 | 483704 | SEAT CLAMP SPACER P300 | 4 |
| 5 | 262114 | 1/4 WASHER HI COLLAR LOCK ZN | 8 |
| 6 | 226112 | 1/4-28 x 1 SOC C/S BLK | 8 |
| 7 | 550276 | CLAMP 2 1/4" THREADED | 2 |
| 7A | 550716 | CLAMP 3 1/4" THREADED | 2 |
| 8 | 550277 | CLAMP 2 1/4" RECESS | 2 |
| 8A | 550717 | CLAMP 3 1/4" RECESS | 2 |
| 9 | 349022 | PIN SEAT REL P300 | 2 |
| 10 | 550257 | CLAMP 1 1/4" RECESS FULL | 2 |
| 10A | 550277 | CLAMP 2 1/4" RECESS | 2 |
| 11 | 550258 | CLAMP 1 1/4" THREADED | 2 |
| 11A | 550276 | CLAMP 2 1/4" THREADED | 2 |

| ITEM | NUMBER | DESCRIPTION | QTY |
|-----------------------------------|--------|--|-----|
| 13 | 202103 | 5/16-18 NYLOCK NUT THICK | 2 |
| 14 | 263100 | 5/16 AN WASHER FLAT | 4 |
| 2,3,12 | 663870 | SEAT FRM STD RCLNR P3 (SPECIFY DIMENSIONS) | |
| 2,3,12A | 663871 | SEAT FRM LNG RCLNR P3 (SPECIFY DIMENSIONS) | |
| 1,4-8,10, 11,13,14 | 920707 | SEAT/BASE CLMP KIT RCLNR P3 (P300 W/20" WHEELS) | |
| 1,4-6,7A, 8A,10A, 11A,13,14 | 920708 | SEAT/BASE CLMP KIT RCLNR +1" P3 (P300 W/10" WHEELS) | |
| 1,4-6,7A, 8A,10,11, 13,14 | 920709 | SEAT/BASE CLMP KIT RCLNR +2" P3 | |

FRAME (FIXED SEAT) (QUICKIE P300)

(Discontinued 6/30/00 - parts only) (Fits P300 beginning serial number P3-10500)



P300AX1C

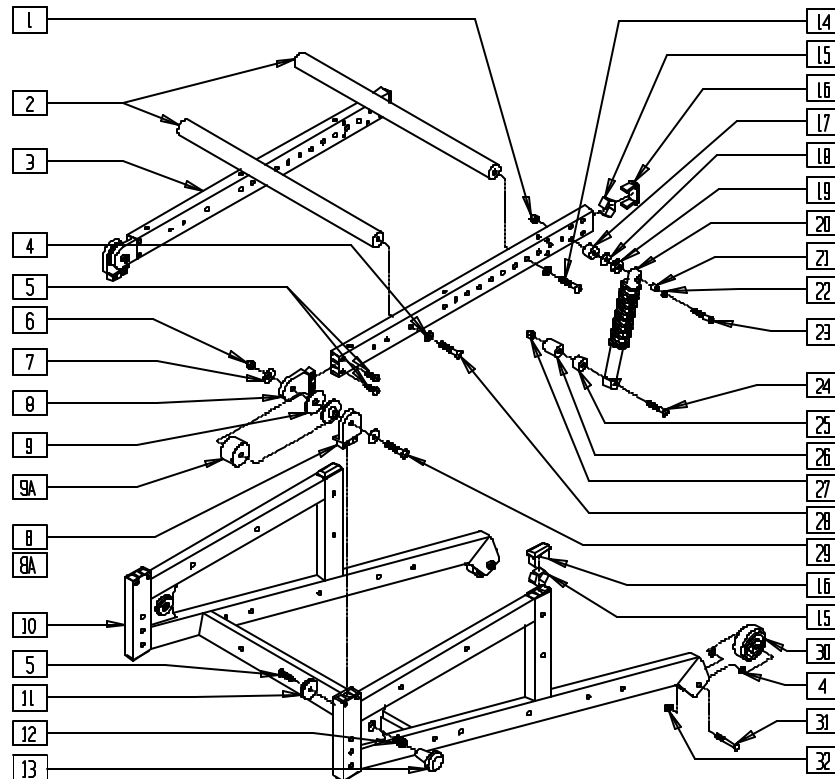
| ITEM | NUMBER | DESCRIPTION | QTY |
|------|---------------|---------------------------------------|-----|
| 1 | 505388-505394 | STRUT BAR P3 | 2 |
| 3 | 263100 | 5/16 AN WASHER FLAT | 8 |
| 4 | 226100 | 1/4-28 x 3/4 BH C/S | 10 |
| 5 | 202103 | 5/16-18 NYLOCK NUT THICK | 2 |
| 6 | 263118 | 5/16 WASHER TYPE B R SERIES | 4 |
| 7* | 550020 | SEAT PIVOT REG P3 | 2-4 |
| 7A | 550021 | SEAT PIVOT TALL P3 | 2 |
| 8 | 560800 | FRAME BUSHING T45/P3N | 4 |
| 8A | 550234 | FRAME SPACER 1/2" P3 (17", 19" WIDTH) | 2 |
| | 550235 | FRAME SPACER 1" P3 (16" WIDTH) | |
| | 550236 | FRAME SPACER 1 1/2" P3 (15" WIDTH) | |
| | 550237 | FRAME SPACER 2" P3 (14" WIDTH) | |
| 10 | 560257 | QUAD RELEASE END P190 | 2 |
| 11 | 321720 | SPRING QUAD LATCH RELEASE P190 | 2 |
| 12 | 560256 | QUAD RELEASE BUTTON P190 | 2 |
| 13 | 201100 | 1/4-28 NYLOCK NUT THIN | 2 |
| 14 | 262110 | 1/4 AN WASHER FLAT THIN | 8 |
| 15 | 540190 | RECT TUBING CAP SPRING P2 | 4 |
| 16 | 561372 | 3/4" x 1 1/2" RECT TUBING CAP | 4 |
| 17 | 330031 | SUSPENSION SPACER 1/2" P3 (15" WIDTH) | 2 |
| | 330032 | SUSPENSION SPACER 1" P3 (14" WIDTH) | 2 |
| 18 | 226198 | 5/16-18 x 2 BH C/S SHT THREAD | 2 |
| 19 | 330032 | SUSPENSION SPCR 1" P3 | 2 |
| 20 | 226130 | 1/4-28 x 1 1/2 BH C/S (16"-20" WIDTH) | 2 |
| | 226150 | 1/4-28 x 2 BH C/S (15" WIDTH) | 2 |
| | 226166 | 1/4-28 x 2 1/2 BH C/S (14" WIDTH) | 2 |
| 21 | 505455 | FIXED SEAT ADJ BRKT P3 | 2 |

| ITEM | NUMBER | DESCRIPTION | QTY |
|-------------------|---------------|---|-----|
| 22 | 221151-QU | 1/4-28 x 1 3/4 G8 HEX C/S (14"-17", 19" WIDTH) | 2 |
| | 221191 | 1/4-28 x 2 1/4 G8 HEX C/S (18", 20" WIDTH) | 2 |
| 23 | 330031 | SUSPENSION SPACER 1/2" P3 (18", 20" WIDTHS) | 2 |
| 24 | 226190 | 5/16-18 x 1 3/4 BH C/S SHLDR | 2 |
| 25 | 222256 | 5/16-18 x 1 1/2 BH C/S (18", 20" WIDTH) | 2 |
| | 226198 | 5/16-18 x 2 BH C/S SHT THREAD (17", 19" WIDTH) | |
| | 222242 | 5/16-18 x 2 1/2 HEX C/S (16" WIDTH) | |
| | 222192 | 5/16-18 x 3 HEX C/S (15" WIDTH) | |
| | 222255 | 5/16-18 x 3 1/2 HEX C/S (14" WIDTH) | |
| 26 | 400010 | WHEEL ONLY 2" x 7/8" ANTI TIP | 2 |
| 27 | 235010 | M8-45 HEX C/S | 2 |
| 28 | 210072 | M8 NYLOCK NUT | 2 |
| 1-4,7,15,16,18,24 | 662754-662760 | SEAT FRAME PNTD P3 RECT 14"-20" (SPECIFY COLOR) | |
| 4,7,9,15,16 | 605065 | FRAME STD P3 RECT REG PVT (14"-18" SEAT) | |
| | 605066 | FRAME WIDE P3 RECT REG PVT (19"-20" SEAT) | |
| | 605067 | FRAME STD LONG P3 RECT REG PVT (14"-18" SEAT) | |
| | 605068 | FRAME WIDE LNG P3 RECT REG PVT (19"-20" SEAT) | |
| 4,7A,9,15,16 | 605070 | FRAME STD P3 RECT TALL PVT | |
| | 605071 | FRAME WIDE P3 RECT TALL PVT | |
| | 605072 | FRAME STD LNG P3 RECT TALL PVT | |
| | 605073 | FRAME WIDE LNG P3 RECT TALL PVT | |

* REGULAR FRAME USES FOUR OF ITEM 7; TALL FRAME USES TWO OF ITEM 7 AND TWO OF ITEM 7A.

FRAME (SHOCK SUSPENSION SEAT) (QUICKIE P300)

(Discontinued 6/30/00 - parts only) (Fits P300 beginning serial number P3-10500)



P300AX1B

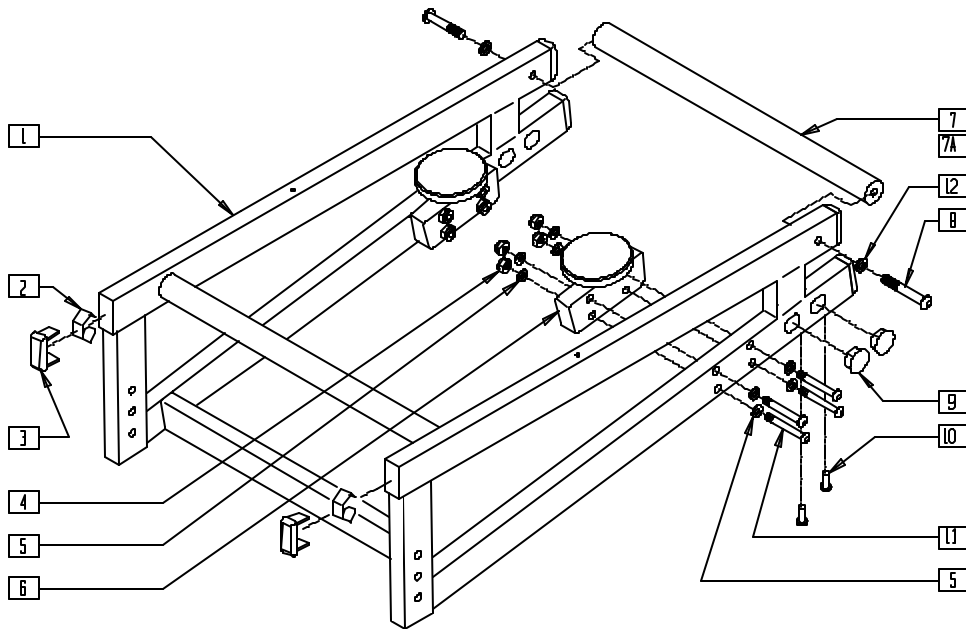
| ITEM | NUMBER | DESCRIPTION | QTY |
|------|---------------|---|-----|
| 1 | 201110 | 1/4-28 NYLOCK NUT | 2 |
| 2 | 505388-505394 | STRUT BAR P3 | 2 |
| 4 | 263100 | 5/16 AN WASHER FLAT | 8 |
| 5 | 226100 | 1/4-28 x 3/4 BH C/S | 10 |
| 6 | 202103 | 5/16-18 NYLOCK NUT THICK | 2 |
| 7 | 263118 | 5/16 WASHER TYPE B R SERIES | 4 |
| 8* | 550020 | SEAT PIVOT REG P3 | 2-4 |
| 8A | 550021 | SEAT PIVOT TALL P3 | 2 |
| 9 | 560800 | T45 FRAME BUSHING | 4 |
| 9A | 550234 | FRAME SPACER 1/2" P3 (17",19" WIDTH) | 2 |
| | 550235 | FRAME SPACER 1" P3 (16" WIDTH) | |
| | 550236 | FRAME SPACER 1 1/2" P3 (15" WIDTH) | |
| | 550237 | FRAME SPACER 2" P3 (14" WIDTH) | |
| 11 | 560257 | QUAD RELEASE END P190 | 2 |
| 12 | 321720 | SPRING QUAD LATCH RELEASE P190 | 2 |
| 13 | 560256 | QUAD RELEASE BUTTON P190 | 2 |
| 14 | 226198 | 5/16-18 x 2 BH C/S SHT THREAD | 2 |
| 15 | 540190 | RECT TUBING CAP SPRING P2 | 4 |
| 16 | 561372 | 3/4" x 1 1/2" RECT TUBING CAP | 4 |
| 17 | 330031 | SUSPENSION SPACER 1/2" P3 (14",17",19" WIDTH) | 2 |
| | 330032 | SUSPENSION SPACER 1" P3 (16" WIDTH) | |
| 18 | 561026 | 3/4" WASHER 1/4 HOLE | 2 |
| 19 | 263142 | 3/8 ID x .75 OD WASHER NYLON | 4 |
| 20 | 880890-880892 | SHOCK ASSEMBLY P3 | 2 |
| 21 | 481157 | WHEEL LOCK SPACER | 2 |
| 22 | 262100-QU | 1/4 AN WASHER FLAT | 4 |
| 23 | 226140 | 1/4-28 x 1 3/4 BH C/S (15",18",20" WIDTH) | 2 |
| | 226155 | 1/4-28 x 2 1/4 BH C/S (14",17",19" WIDTH) | |
| | 221193 | 1/4-28 x 2 3/4 G8 HEX C/S (16" WIDTH) | |

| ITEM | NUMBER | DESCRIPTION | QTY |
|----------------|---------|---|-----|
| 24 | 221181 | 1/4-28 x 2 1/2 G8 HEX C/S (14",15" WIDTH) | 2 |
| | 221191 | 1/4-28 x 2 1/4 G8 HEX C/S | |
| 25 | 330031 | SUSPENSION SPACER 1/2" P3 | 2 |
| 26 | 330031 | SUSPENSION SPACER 1/2" P3 (14",15" WIDTH) | 2 |
| | 330032 | SUSPENSION SPACER 1" P3 (16"-20" WIDTH) | |
| 27 | 201100 | 1/4-28 NYLOCK NUT THIN | 2 |
| 28 | 226190 | 5/16-18 x 1 3/4 BH C/S SHLDR | 2 |
| 29 | 222256 | 5/16-18 x 1 1/2 BH C/S (18",20" WIDTH) | 2 |
| | 226198 | 5/16-18 x 2 BH C/S SHT THREAD (17",19" WIDTH) | |
| | 222242 | 5/16-18 x 2 1/2 HEX C/S (16" WIDTH) | |
| | 222192 | 5/16-18 x 3 HEX C/S (15" WIDTH) | |
| 30 | 400010 | WHEEL ONLY 2" x 7/8" ANTI TIP | 2 |
| | 235010 | M8-45 HEX C/S | |
| 31 | 210072 | M8 NYLOCK NUT | 2 |
| 2-5,8,14-16,28 | 662754- | SEAT FRAME PNTD P3 RECT 14"-20" | |
| | 662760 | (SPECIFY COLOR) | |
| 5,8,10,15,16 | 605065 | FRAME STD P3 RECT REG PVT (14"-18" SEAT) | |
| | 605066 | FRAME WIDE P3 RECT REG PVT (19"-20" SEAT) | |
| | 605067 | FRAME STD LONG P3 RECT REG PVT (14"-18" SEAT) | |
| | 605068 | FRAME WIDE LNG P3 RECT REG PVT (19"-20" SEAT) | |
| 5,8A,10,15,16 | 605070 | FRAME STD P3 RECT TALL PVT | |
| | 605071 | FRAME WIDE P3 RECT TALL PVT | |
| | 605072 | FRAME STD LNG P3 RECT TALL PVT | |
| | 605073 | FRAME WIDE LNG P3 RECT TALL PVT | |

* REGULAR FRAME USES FOUR OF ITEM 8; TALL FRAME USES TWO OF ITEM 8 AND TWO OF ITEM 8A.

BASE FRAME (QUICKIE P320)

(Discontinued 6/30/00 - parts only)



P200X71

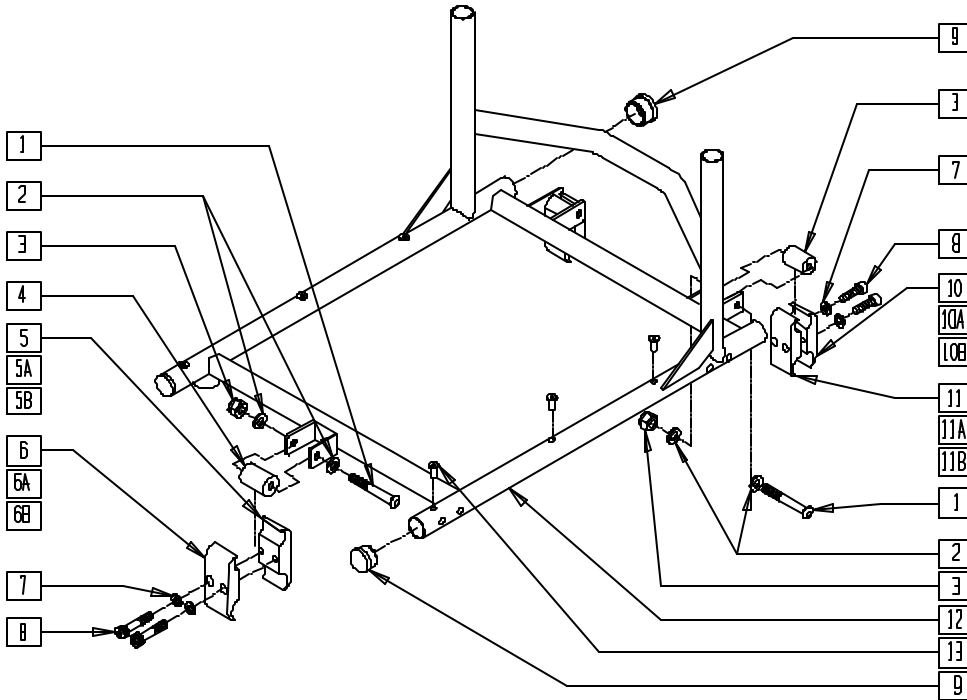
| ITEM | NUMBER | DESCRIPTION | QTY |
|------|--------|-------------------------------|-----|
| 2 | 540190 | RECT TUBING CAP SPRING P2 | 6 |
| 3 | 561372 | 3/4" x 1-1/2" RECT TUBING CAP | 6 |
| 4 | 202103 | 5/16-18 NYLOCK NUT THICK | 8 |
| 5 | 263100 | 5/16 AN WASHER FLAT | 8 |
| 7 | 505380 | STRUT BAR STD P320 | 1 |
| 7A | 505382 | STRUT BAR WIDE P320 | 1 |
| 8 | 226190 | 5/16-18 x 1 3/4 BH C/S SHLDR | 2 |
| 9 | 560736 | .75 DOUBLE D HOLE PLUG BLK | 4 |
| 10 | 341503 | RIVNUT 1/4" x 28 RIBBED | 4 |
| 11 | 226198 | 5/16-18 x 2 BH C/S SHT THREAD | 8 |

| ITEM | NUMBER | DESCRIPTION | QTY |
|----------|--------|---|-----|
| 12 | 263100 | 5/16 AN WASHER FLAT | 2 |
| 1-3,9,10 | 605030 | FRAME PNTD STANDARD P320 (SPECIFY COLOR) | |
| | 605031 | FRAME PNTD WIDE P320 (SPECIFY COLOR) | |
| 4-6,11 | 880546 | QUICKCNNCT KNB/BLCK ASSM P2 (EA) | |
| | 920245 | QUICKCNNCT KNB/BLCK ASSM P2 (PR) | |
| 7,8,12 | 675061 | P320 STD STRUT BAR ASSM | |
| 7A,8,12 | 675062 | P320 WIDE STRUT BAR ASSM | |

* ITEMS 7,8 AND 12 ARE NOT USED WITH THE LABAC SYSTEM.

SEAT FRAME (QUICKIE P320)

(Discontinued 6/30/00 - parts only)



SEAT CLAMP KIT REFERENCE GUIDE

| PART NUMBER | FLOOR TO SEAT HEIGHT | |
|-------------|----------------------|---------|
| | FRONT | REAR |
| P320 | | |
| 920800 | 17 1/2" | 17" |
| 920801 | 18 1/2" | 18 1/4" |
| 920802 | 18 1/2" | 17" |
| 920803 | 19 1/2" | 17" |
| 920804 | 19 1/2" | 18 1/4" |
| 920805 | 19 1/2" | 19" |

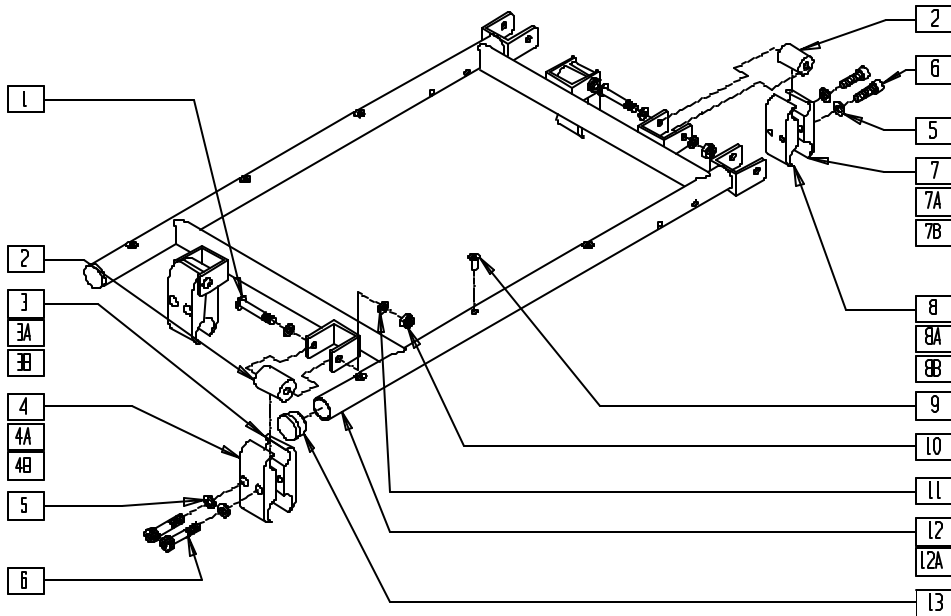
P300X02A

| ITEM | NUMBER | DESCRIPTION | QTY |
|------|--------|-------------------------------|-----|
| 1 | 226198 | 5/16-18 x 2 BH C/S SHT THREAD | 3 |
| 2 | 263100 | 5/16 AN WASHER FLAT | 6 |
| 3 | 202103 | 5/16-18 NYLOCK NUT THICK | 3 |
| 4 | 483704 | SEAT CLAMP SPACER P300 | 3 |
| 5 | 550708 | CLAMP 1 1/2" THREADED | 1 |
| 5A | 550276 | CLAMP 2 1/4" THREADED | 1 |
| 5B | 550716 | CLAMP 3 1/4" THREADED | 1 |
| 6 | 550709 | CLAMP 1 1/2" RECESS | 1 |
| 6A | 550277 | CLAMP 2 1/4" RECESS | 1 |
| 6B | 550717 | CLAMP 3 1/4" RECESS | 1 |
| 7 | 262114 | 1/4 WASHER HI COLLAR LOCK ZN | 6 |
| 8 | 226112 | 1/4-28 x 1 SOC C/S BLK | 6 |
| 9 | 560315 | 1" BUSHING .065 | 4 |
| 10 | 550709 | CLAMP 1 1/2" RECESS | 2 |
| 10A | 550277 | CLAMP 2 1/4" RECESS | 2 |
| 10B | 550717 | CLAMP 3 1/4" RECESS | 2 |
| 11 | 550708 | CLAMP 1 1/2" THREADED | 2 |
| 11A | 550276 | CLAMP 2 1/4" THREADED | 2 |

| ITEM | NUMBER | DESCRIPTION | QTY |
|-----------------------|---------------|--|-----|
| 11B | 550716 | CLAMP 3 1/4" THREADED | 2 |
| 9, 12,13 | 663802-663866 | SEAT FRAME P300 LOW 14"x14" - 20"x18" | |
| 1-8,10,11 | 920800 | CLMP KIT 17 1/2F, 17R P320 | |
| 1-4,5A,6A,7,8,10A,11A | 920802 | CLMP KIT 18 1/2F, 17R P320 | |
| 1-4,5A,6A,7,8,10A,11A | 920801 | CLMP KIT 18 1/2F, 18 1/4R P320 | |
| 1-4,5B,6B,7,8,10,11 | 920803 | CLMP 19 1/2F, 17R P320 | |
| 1-4,5B,6B,7,8,10A,11A | 920804 | CLMP KIT 19 1/2F, 18 1/4R P320 | |
| 1-4,5B,6B,7,8,10B,11B | 920805 | CLMP KIT 19 1/2F, 19R P320 | |

SEAT FRAME (QUICKIE P320 MANUAL RECLINE)

(Discontinued 6/30/00 - parts only)



SEAT CLAMP KIT REFERENCE GUIDE

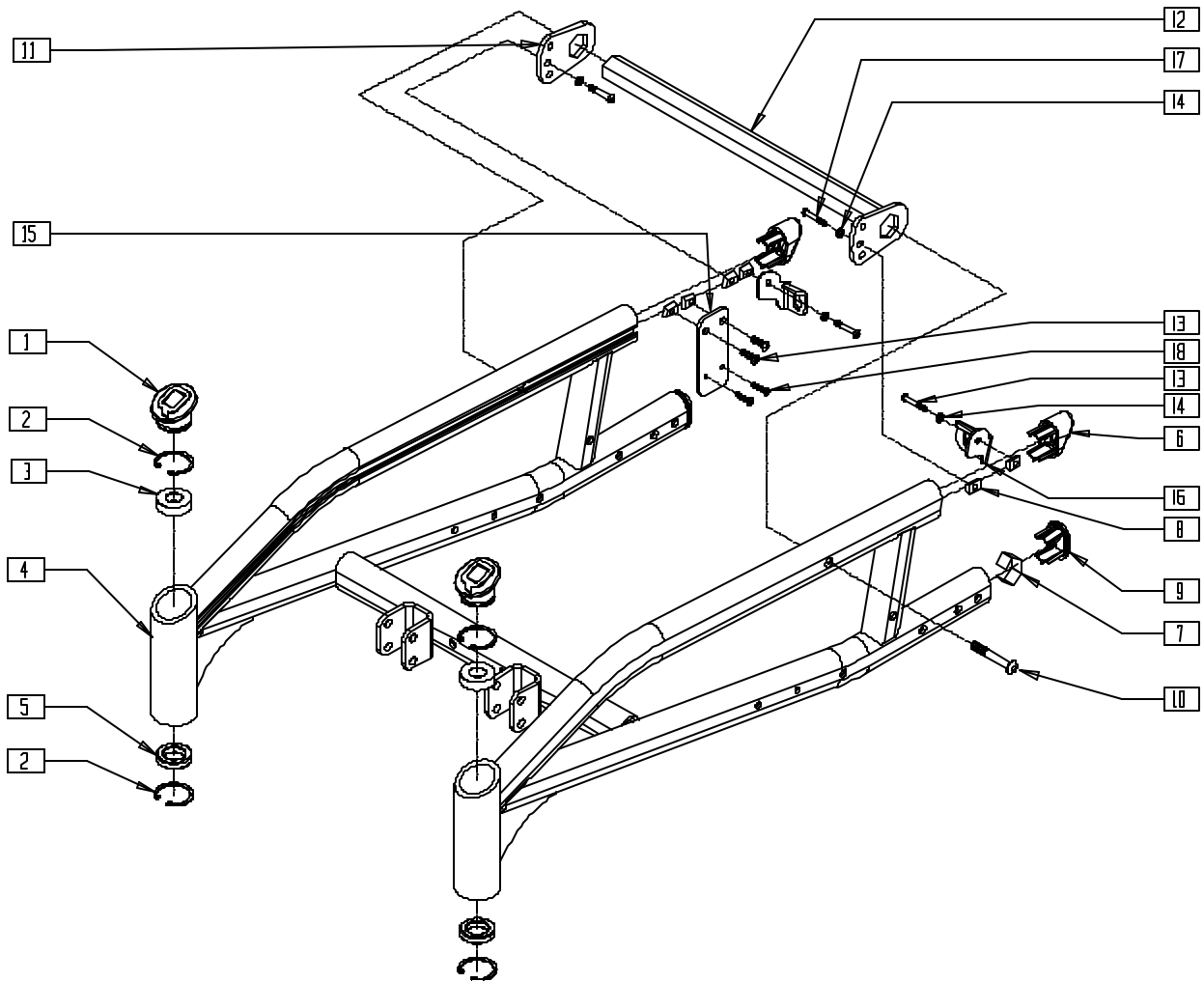
| PART NUMBER | FLOOR TO SEAT HEIGHT | |
|---------------|----------------------|---------|
| | FRONT | REAR |
| P320 RECLINER | | |
| 920806 | 17 1/2" | 17" |
| 920807 | 18 1/2" | 18 1/4" |
| 920808 | 18 1/2" | 17" |
| 920809 | 19 1/2" | 17" |
| 920810 | 19 1/2" | 18 1/4" |
| 920811 | 19 1/2" | 19" |

P300X46A

| ITEM | NUMBER | DESCRIPTION | QTY |
|------|--------|-------------------------------|-----|
| 1 | 226198 | 5/16-18 x 2 BH C/S SHT THREAD | 4 |
| 2 | 483704 | SEAT CLAMP SPACER P300 | 4 |
| 3 | 550708 | CLAMP 1 1/2" THREADED | 2 |
| 3A | 550276 | CLAMP 2 1/4" THREADED | 2 |
| 3B | 550716 | CLAMP 3 1/4" THREADED | 2 |
| 4 | 550709 | CLAMP 1 1/2" RECESS | 2 |
| 4A | 550277 | CLAMP 2 1/4" RECESS | 2 |
| 4B | 550717 | CLAMP 3 1/4" RECESS | 2 |
| 5 | 262114 | 1/4 WASHER HI COLLAR LOCK ZN | 8 |
| 6 | 226112 | 1/4-28 x 1 SOC C/S BLK | 8 |
| 7 | 550709 | CLAMP 1 1/2" RECESS | 2 |
| 7A | 550277 | CLAMP 2 1/4" RECESS | 2 |
| 7B | 550717 | CLAMP 3 1/4" RECESS | 2 |
| 8 | 550708 | CLAMP 1 1/2" THREADED | 2 |
| 8A | 550276 | CLAMP 2 1/4" THREADED | 2 |
| 8B | 550716 | CLAMP 3 1/4" THREADED | 2 |
| 9 | 341497 | 10-32 x .020-.130 RIVNUT GOLD | 6 |
| 10 | 202103 | 5/16-18 NYLOCK NUT THICK | 4 |
| 11 | 263100 | 5/16 AN WASHER FLAT | 8 |
| 13 | 560315 | 1" BUSHING .065 | 2 |

| ITEM | NUMBER | DESCRIPTION | QTY |
|---------------------------|--------|---|-----|
| 9,12,13 | 663870 | SEAT FRM STD RCLNR P3 (SPECIFY DIMENSIONS) | |
| 9,12A,13 | 663871 | SEAT FRM LONG RCLNR P3 (SPECIFY DIMENSIONS) | |
| 1-8,10,11 | 920806 | CLMP KIT 17 1/2F, 17R P320R | |
| 1,2,3A,4A,5-8,10,11 | 920808 | CLMP KIT 18 1/2F, 17R P320R | |
| 1,2,3B,4A,5,6,7A,8A,10,11 | 920807 | CLMP KIT 18 1/2F, 18 1/4R P320R | |
| 1,2,3B,4B,5-8,10,11 | 920809 | CLMP KIT 19 1/2F, 17R P320R | |
| 1,2,3B,4B,5,6,7A,8A,10,11 | 920810 | CLMP KIT 19 1/2F, 18 1/4R P320R | |
| 1,2,3B,4B,5,6,7B,8B,10,11 | 920811 | CLMP KIT 19 1/2F, 19R P320R | |

FRAME (QUICKIE S-525)

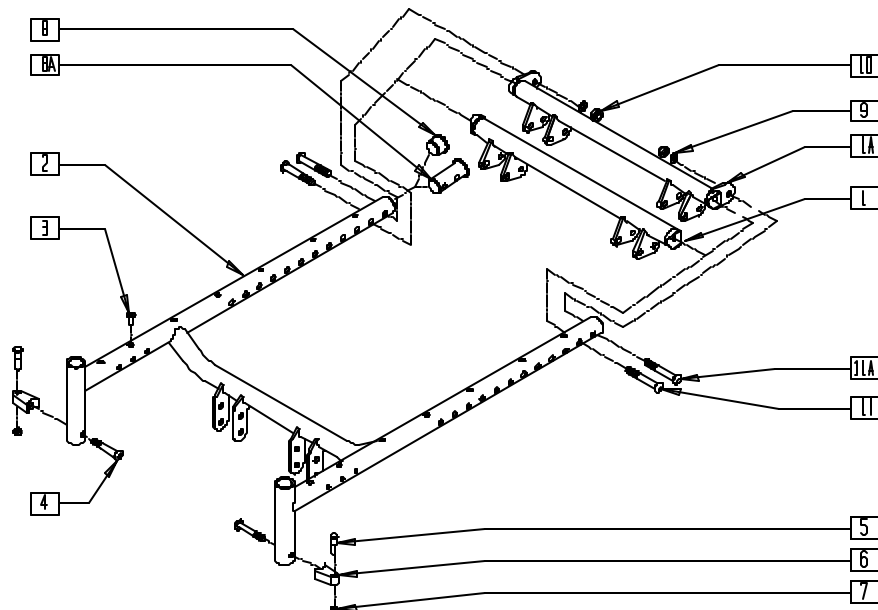


S5250X03

| ITEM | NUMBER | DESCRIPTION | QTY |
|------|--------|---------------------------------|-----|
| 1 | 567001 | CASTER CAP S525 | 2 |
| 2 | 340003 | INTERNAL RETAINING RING 1.39 | 4 |
| 3 | 349504 | BEARING 32mm x 15mm x 9mm THICK | 2 |
| 4 | 349490 | BEARING 32mm x 20mm x 7mm | 2 |
| 5 | 567004 | END PLUG OVAL/BEVEL | 2 |
| 6 | 567004 | END PLUG OVAL/BEVEL | 2 |
| 7 | 540189 | END CAP SPRING S525 | 2 |
| 8 | 481106 | CHANNEL UNF NUT 1/4-28 | 6 |
| 9 | 567003 | END PLUG OVAL | 2 |
| 10 | 226228 | 3/8-16 x 2 BH C/S BLK ZN | 2 |
| 11 | 505901 | ANTI-ROTATE KEY PLATE ADJ S525 | 2 |
| 12 | 505846 | KEY BAR 16" | 1 |
| | 505847 | KEY BAR 18" | |
| | 505848 | KEY BAR 20" | |

| ITEM | NUMBER | DESCRIPTION | QTY |
|---------------|-----------|------------------------------|-----|
| 13 | 221090 | 1/4-28 x 3/8 BH C/S BLK | 4 |
| 14 | 262100-QU | 1/4 AN WASHER FLAT | 4 |
| 15 | 550027 | CONNECTOR PLATE S525 | 1 |
| 16 | 505839 | LATCH RECEIVER L S525 | 1 |
| | 505841 | LATCH RECEIVER R S525 | 1 |
| 17 | 221090 | 1/4-28 x 3/8 BH C/S BLK | 2 |
| 18 | 281071 | 6-32 X 1 PAN PHIL M/S ZN | 2 |
| 1-9, 13,17 | 662730 | BASE FRAME 14"-16" PNTD S525 | |
| | 662731 | BASE FRAME 17"-18" PNTD S525 | |
| | 662732 | BASE FRAME 19"-20" PNTD S525 | |

SEAT FRAME (QUICKIE S-525)



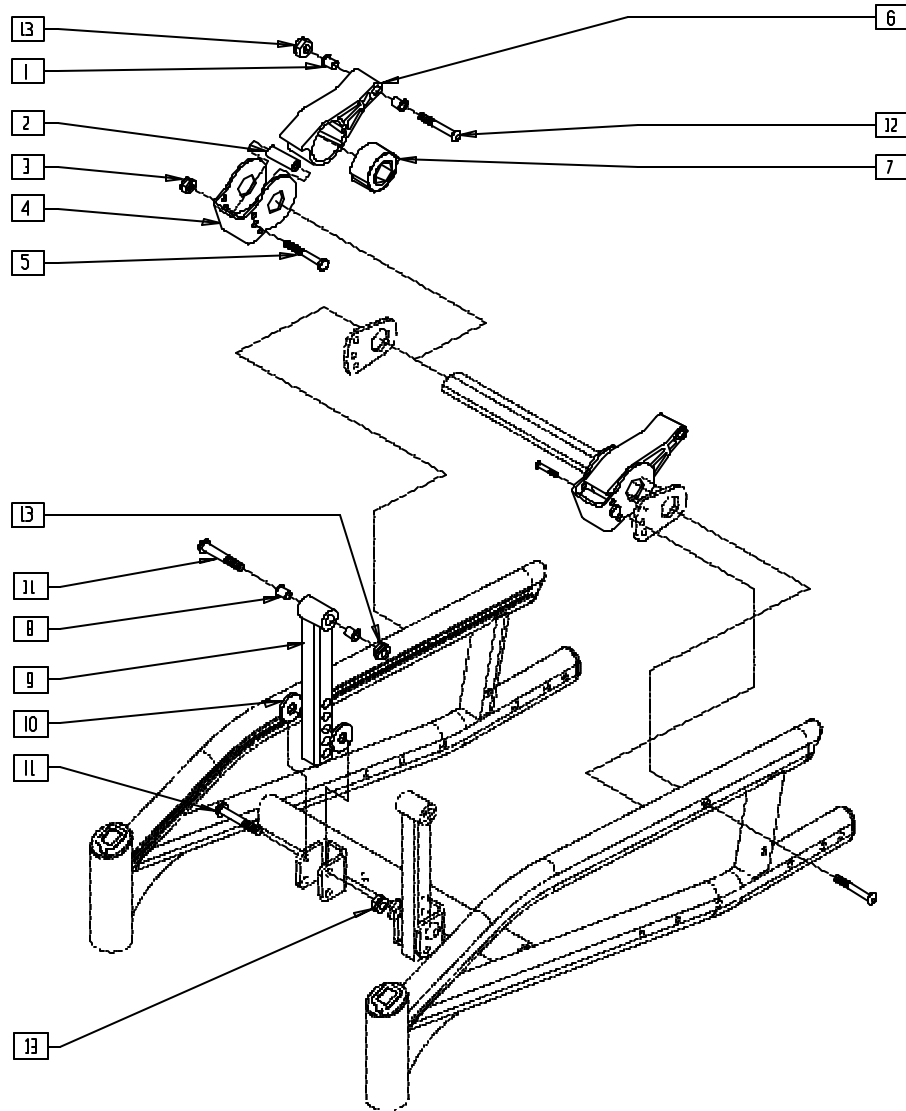
S5250X13A

| ITEM | NUMBER | DESCRIPTION | QTY |
|------|---------|--|-----|
| 1 | 540027- | BACK TUBE WLDMNT 17"-20" G424 (S525 17"-18" NARROW, 19"-20" MEDIUM) (NON-TILT) | 1 |
| | 540030 | | |
| 1A | 540380- | BACK TUBE WLDMNT 14"-20" STL S525 (TILT) | 1 |
| | 540386 | | |
| | 540387- | BACK TUBE WLDMNT 18"-20" 350 S525 (TILT) | 1 |
| | 540389 | | |
| 2 | 660130- | SEAT FRAME ONLY 17"-20" NAR/MED S525(SPECIFY SIZE) | 1 |
| | 660133 | | |
| | 660134- | SEAT FRAME ONLY 14"-20" S525 (SPECIFY SIZE) | 1 |
| | 660140 | | |
| 3 | 341497 | 10-32 x .020-.130 RIVNUT GOLD | 14 |
| 4 | 226218 | 5/16-18 x 1 3/4 BH C/S BLK | 2 |
| 5 | 481023 | S/A LATCH STUD NEW | 2 |
| 6 | 551310 | LATCH STUD SUPPORT BLK | 2 |

| ITEM | NUMBER | DESCRIPTION | QTY |
|------------------------|-------------------|--|-----|
| 7 | 202300 | 1/4-28 NYLOCK NUT THIN BLK ZN | 2 |
| 8 | 560315 | 1" BUSHING .065 | 2 |
| 8A | 483185 | SEAT END PLUG | 2 |
| 9 | 263100 | 5/16 AN WASHER FLAT | 2 |
| 10 | 202117 | 5/16-18 NYLOCK NUT THICK BLK | 2 |
| 11 | 226231 | 5/16-18 x 2 1/2 BH C/S BLK | 2 |
| 11A | 226218 | 5/16-18 x 1 3/4" BH C/S BLK | 2 |
| 5-7 | 881697 | S/A LATCH BLOCK ASSM BLK | |
| 4-7 | 920244 | S/A LATCH ASSM W/BLK BOLT | |
| 1A,2,3,8A, 9-11,11A | 660144- 660150 | SEAT FRAME ASSM S525 (TILT) | |
| 1A,2,3,8A, 9-11,11A | 660168- 660170 | SEAT FRAME ASSM S525 350LB 18"-20" (TILT) | |
| 1-3, 8-11 | 660205- 660208 | SEAT FRAME ASSM S525 17" NARROW - 20" MEDIUM (NON-TILT) | |

NOTE: FOR ATTACHEMENT HARDWARE, PLEASE SEE SEAT FRAME INTERFACE (QUICKIE S-525) ON PAGE 1.22.

SEAT FRAME INTERFACE (QUICKIE S-525)

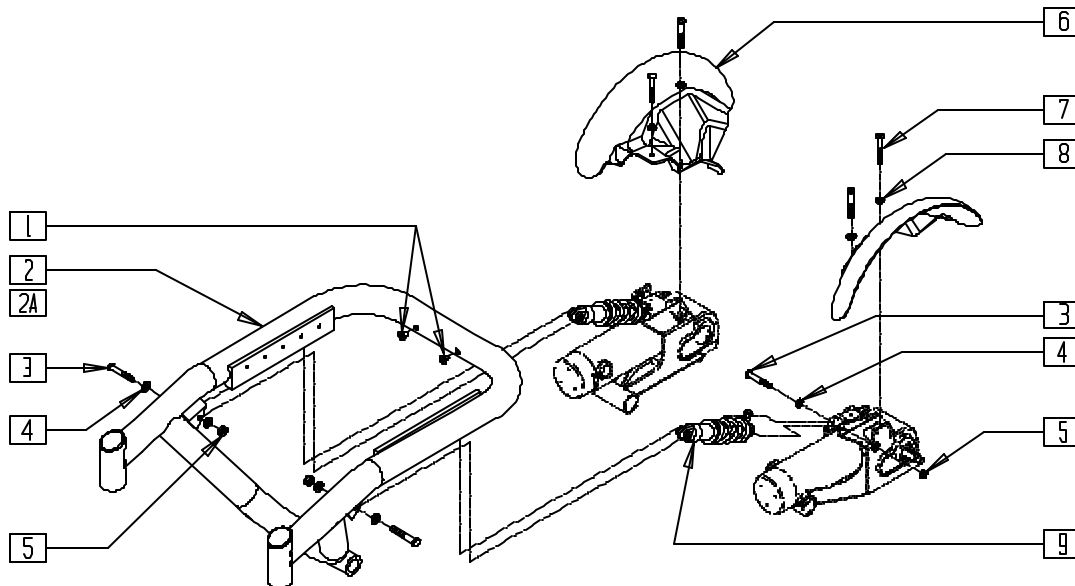


S5250X32

| ITEM | NUMBER | DESCRIPTION | QTY |
|------|--------|---------------------------------|-----|
| 1 | 340172 | BUSHING, IGUS | 4 |
| 2 | 560103 | SUSPENSION FORWARD STOP BUMPER | 2 |
| | 180111 | SUSPENSION STOP BUMPER G424 | |
| 3 | 204110 | 1/4-28 NYLOCK NUT BLK ZN | 1 |
| 4 | 505845 | SUSPENSION STOP BRKT 250LB S525 | 1 |
| | 505844 | SUSPENSION STOP BRCKT 350LB | |
| 5 | 221192 | 1/4-28 x 2 G8 HEX C/S | 2 |
| 6 | 550019 | SEAT SUSPENSION RECEIVER | 1 |
| | 550029 | SEAT SUSPENSION RECEIVER 350 | |

| ITEM | NUMBER | DESCRIPTION | QTY |
|------|--------|----------------------------------|-----|
| 7 | 321000 | TORSILASTIC SPRING LIGHT (150lb) | 2 |
| | 321001 | TORSILASTIC SPRING MED (250lb) | |
| | 321002 | TORSILASTIC SPRING HEAVY (350lb) | |
| | 550018 | SEAT SUSPENSION INSERT | |
| 8 | 340172 | BUSHING, IGUS | 4 |
| 9 | 540121 | SEAT/FRAME FRONT VERT G424 | 2 |
| 10 | 561059 | 3/4 OD x .318 ID WASHER | 4 |
| 11 | 226218 | 5/16-18 x 1 3/4" BH C/S BLK | 4 |
| 12 | 226217 | 5/16-18 x 2" BH C/S BLK | 2 |
| 13 | 202116 | 5/16-18 NYLOCK NUT THIN BLK | 6 |

FRAME (QUICKIE S-626)

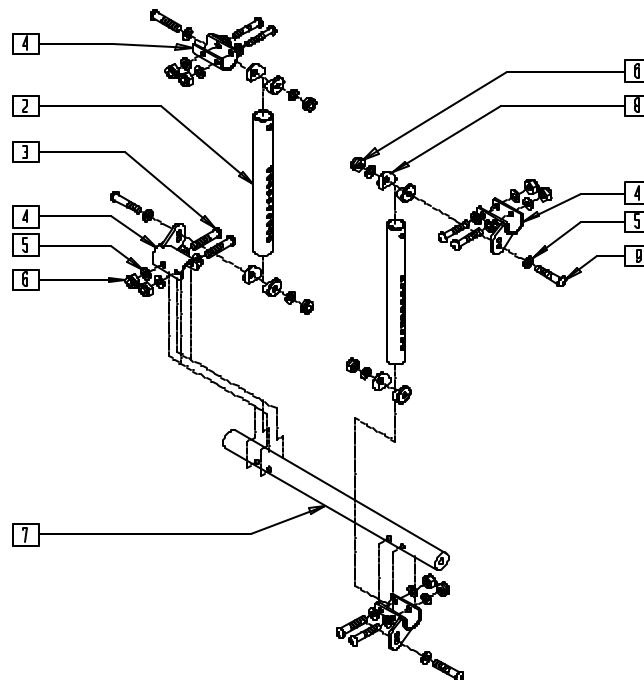


S6260X5A

| ITEM | NUMBER | DESCRIPTION | QTY |
|------|-----------|--------------------------------|-----|
| 1 | 341503 | RIVNUT 1/4" x 28 RIBBED | 2 |
| 3 | 226218 | 5/16-18 x 1 3/4" BH C/S BLK | 4 |
| 4 | 263100 | 5/16 AN WASHER FLAT | 8 |
| 5 | 202117 | 5/16-18 NYLOCK NUT THICK BLK | 4 |
| 6 | 900320 | DRIVE WHEEL FENDER S626 (PR) | 1 |
| 7 | 226064 | 1/4-28 x 3/4 BH C/S BLK W/PTCH | 4 |
| 8 | 262100-QU | 1/4 AN WASHER FLAT | 4 |

| ITEM | NUMBER | DESCRIPTION | QTY |
|------|--------|----------------------------|-----|
| 9 | 883040 | SHOCK ASSEMBLY 250lb | 1 |
| | 883041 | SHOCK ASSEMBLY 400lb | |
| | 883042 | SHOCK ASSEMBLY 250lb TILT | |
| | 883043 | SHOCK ASSEMBLY 400lb TILT | |
| 1,2 | 662733 | BASE FRAME 16" (STD) S626 | |
| 1,2A | 662734 | BASE FRAME 18" (WIDE) S626 | |

FRONT VERTICAL SEAT SUPPORT (22"- 24" WIDE) (QUICKIE S-626)

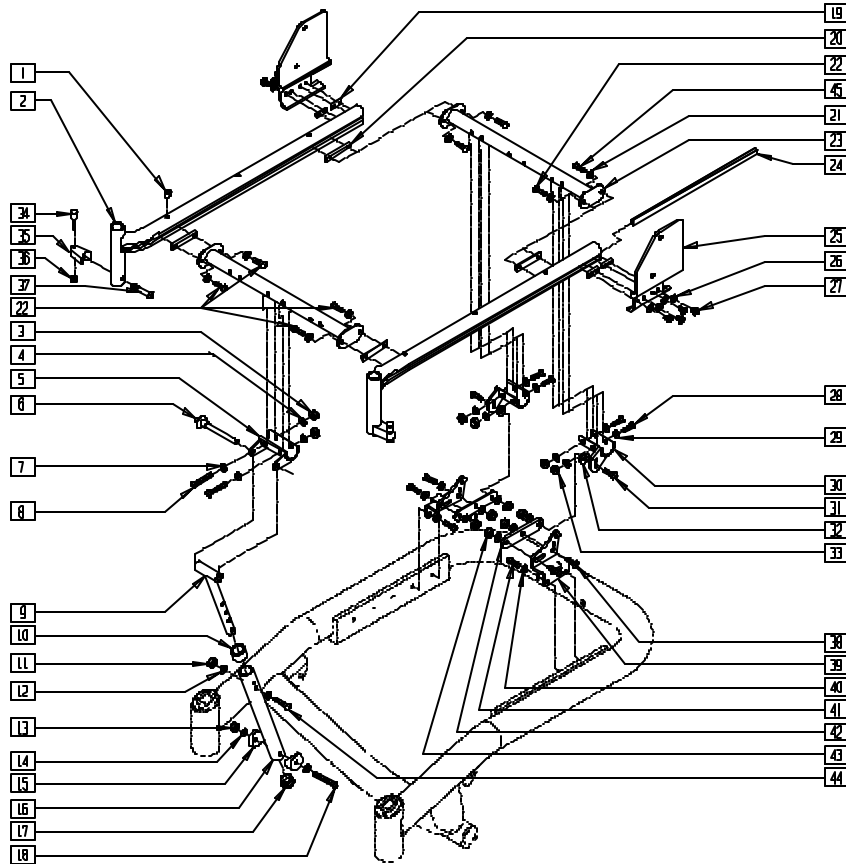


S6260X46

| ITEM | NUMBER | DESCRIPTION | QTY |
|------|--------|------------------------------------|-----|
| 1 | 542031 | RR SEAT MNT WELDMENT R S626 | 1 |
| 2 | 527451 | VERT SUPPORT SEAT TUBE 22"-24" OPT | 2 |
| 3 | 226218 | 5/16-18 x 1 3/4" BH C/S BLK | 8 |
| 4 | 542030 | RR SEAT MNT WELDMENT L S626 | 3 |
| 5 | 263100 | 5/16 AN WASHER FLAT | 24 |

| ITEM | NUMBER | DESCRIPTION | QTY |
|------|--------|--------------------------------------|-----|
| 6 | 202117 | 5/16-18 NYLOCK NUT THICK BLK | 12 |
| 7 | 505397 | CROSS SUPPORT TUBE 22"-24"W OPT | 1 |
| 8 | 561006 | 1" SADDLE 5/16" HOLE | 8 |
| 9 | 226289 | 5/16-18 x 2 BH C/S BLK ZN | 4 |
| 1-9 | 887721 | FRONT VERT SEAT SUPPORT ASSM 22"-24" | |

SEAT FRAME (QUICKIE S-626)

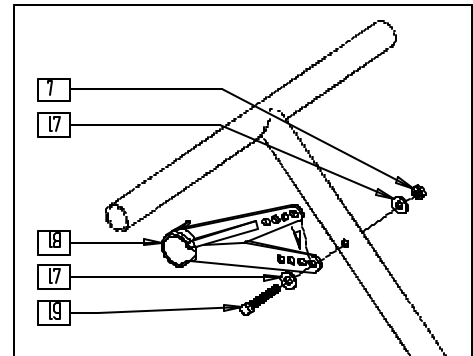
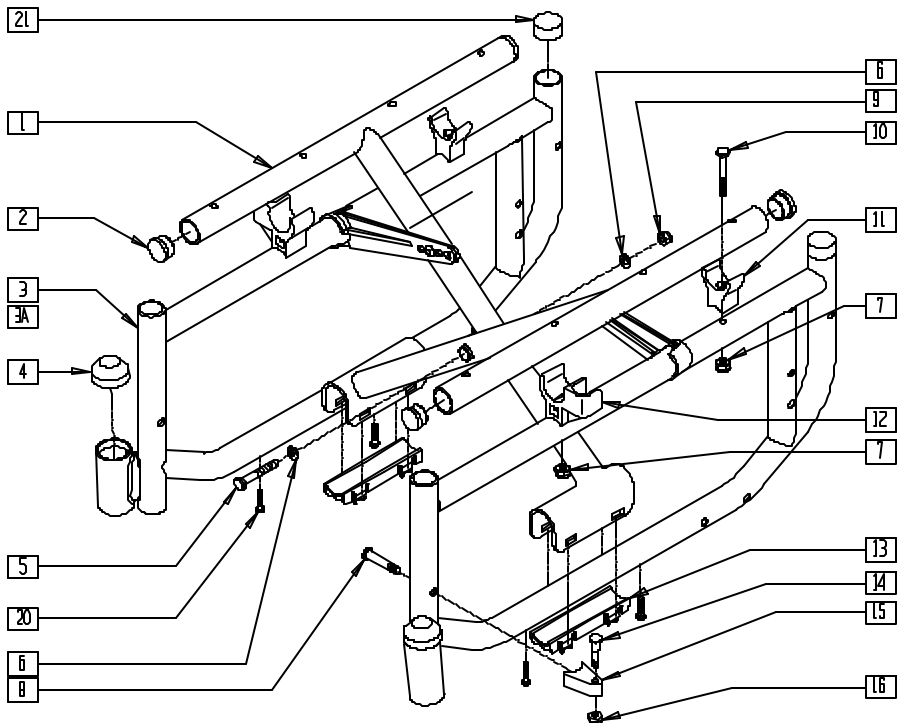


S626X16A

| ITEM | NUMBER | DESCRIPTION | QTY |
|------|----------------|--|-----|
| 1 | 341497 | 10-32 x .020-.130 RIVNUT GOLD | 6 |
| 3 | 202116 | 5/16-18 NYLOCK NUT THIN BLK | 2 |
| 4 | 263100 | 5/16 AN WASHER FLAT THIN | 4 |
| 5 | 542024 | FRONT SEAT ATTACH BRACKET S626 | 1 |
| 6 | 349039 | 5/16 x 2.7 QUICK RELEASE PIN | 1 |
| 7 | 263110-OU | 5/16 AN WASHER FLAT THIN | 2 |
| 8 | 226218 | 5/16-18 x 1 3/4 BH C/S BLK ZN | 2 |
| 9 | 542066 | SEAT SUPPORT WELDMENT S626 | 1 |
| 10 | 561018 | 1" TUBE END BUSHING THICK | 1 |
| 11 | 202117 | 5/16-18 NYLOCK NUT THICK BLK | 1 |
| 12 | 263100 | 5/16 AN WASHER FLAT | 2 |
| 13 | 202116 | 5/16-18 NYLOCK NUT THIN BLK | 1 |
| 14 | 263110-OU | 5/16 AN WASHER FLAT THIN | 2 |
| 15 | 561006 | 1" SADDLE 5/16" HOLE | 2 |
| 16 | 526065 | SEAT SUPPORT FEMALE S626 | 1 |
| 17 | 561002 | 1" INSERT PLUG .083 | 1 |
| 18 | 226289 | 5/16-18 x 2 BH C/S BLK ZN | 1 |
| 19 | 481417 | 1/4-28 CHANNEL NUT 1/2" SP | 4 |
| 20 | 481419 | 1/4-28 CHANNEL NUT 1.75" SP | 4 |
| 21 | 262100-OU | 1/4 AN WASHER FLAT | 8 |
| 22 | 221092 | 1/4-28 x 7/16 BH CS BLK W/PATCH | 6 |
| 23 | 542013-542025 | CROSS SUPPORT WELDMENT | 1-2 |
| | 542370-542379 | REAR SUPPORT WELDMENT TILT FRM (18" FRONT SEAT HEIGHT) | 1 |
| 24 | 550605 | DOVE TAIL RAIL STRIP PLUG | 2 |
| 25 | 505500, 505501 | BACK BRACKET S626 (EA) | 1 |
| 26 | 262100-OU | 1/4 AN WASHER FLAT | 8 |
| 27 | 221092 | 1/4-28 x 7/16 BH CS BLK W/PATCH | 8 |
| 28 | 226218 | 5/16-18 x 1 3/4" BH C/S BLK | 4 |
| 29 | 263100 | 5/16 AN WASHER FLAT | 8 |

| ITEM | NUMBER | DESCRIPTION | QTY |
|------------------|----------------|--|-----|
| 30 | 542030-542031 | RR SEAT MNT WELDMENT S626 (EA) | 1 |
| 31 | 226181 | 5/16-18 x 1 BH C/S BLK | 2 |
| 32 | 561059 | 3/4 OD x .318 ID WASHER | 2 |
| 33 | 202117 | 5/16-18 NYLOCK NUT THICK BLK | 4 |
| 34 | 481023 | S/A LATCH STUD NEW | 2 |
| 35 | 551310 | LATCH STUD SUPPORT BLK | 2 |
| 36 | 202300 | 1/4-28 NYLOCK NUT THIN BLK ZN | 2 |
| 37 | 226218 | 5/16-18 x 1 3/4" BH C/S BLK | 2 |
| 38 | 226181 | 5/16-18 x 1 BH C/S BLK | 4 |
| 39 | 505541, 505542 | REAR SEAT MOUNT BRACKET S626 (EA) | 1 |
| 40 | 262100-OU | 1/4 AN WASHER FLAT | 4 |
| 41 | 226078 | 1/4-20 x 3/4 BH C/S W/PATCH | 4 |
| 42 | 505532 | REAR SEAT MOUNT LINK S626 | 2 |
| 43 | 202117 | 5/16-18 NYLOCK NUT THICK BLK | 6 |
| 44 | 226176 | 5/16-18 x 1 1/2 BH C/S BLK | 2 |
| 45 | 226247 | 1/4-28 x 5/8 BH C/S BLK G5 | 2 |
| 34-37 | 920244 | S/A LATCH ASSM W/BLK BOLT | 2 |
| 1-2 | 660180, 660181 | FLRD SEAT RAIL ASSM STD S626 (EA) | |
| | 660182, 660183 | FLRD SEAT RAIL ASSM LNG S626 (EA) | |
| | 660184, 660185 | STRGHT SEAT RAIL ASSM S626 (EA) | |
| | | | |
| 9-18 | 887720 | FRNT VERT SEAT SPRT ASSM 14"-20" | |
| 20-23, 45 | 882290-882298 | CROSS SUPPORT (14"W -24"W) W/HDWR | |
| | 882309-882317 | CROSS SUPPORT RR TILT (14"W-24"W) W/HDWR | |
| | | | |
| 3-8,28-33, 38,43 | 888880 | FIXED SEAT FRAME HDWR S626 | |

FRAME (QUICKIE V-121[P120])

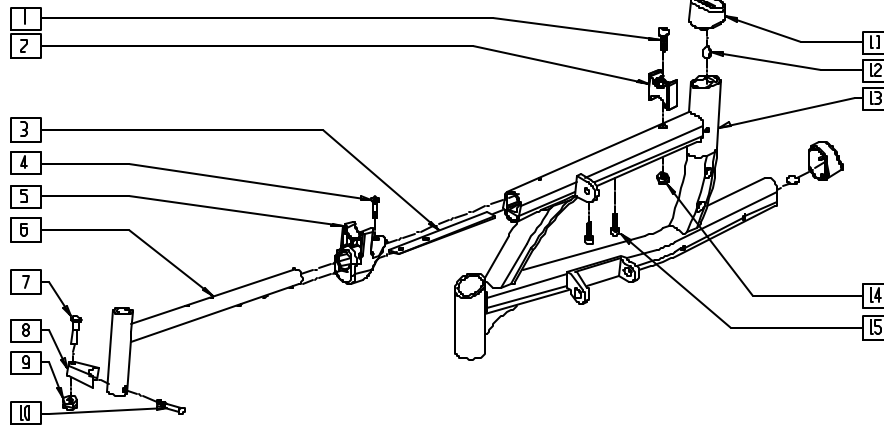


V121X01

| ITEM | NUMBER | DESCRIPTION | QTY |
|------------------------|-------------------|--|-----|
| 2 | 561062 | 1" INSERT PLUG .065 RIBS | 4 |
| 3,3A,7,10, 11,20,21 | 620188- 620193 | SIDE FRAME PNTD (14" -18") V12 (EA) | |
| 4 | 560776 | CAP STEM HOUSING | 2 |
| 5 | 222249 | 5/16-24 x 3 G8 HEX C/S | 1 |
| 6 | 263110-QU | 5/16 AN WASHER FLAT THIN | 2 |
| 7 | 201110-QU | 1/4-28 NYLOCK NUT | 6 |
| 8 | 226190 | 5/16-18 x 1 3/4 BH C/S SHLDR | 2 |
| 9 | 202100-MJ | 5/16-24 NYLOCK NUT THIN | 1 |
| 10 | 221192 | 1/4-28 x 2 G8 HEX C/S | 2 |
| 11 | 561175 | SEAT SADDLE REAR BR/LXI | 2 |
| 12 | 561113, 561114 | ARM SADDLE FLP-BCK BR/LXI (EA) | 1 |

| ITEM | NUMBER | DESCRIPTION | QTY |
|---------------------------|-------------------|--|-----|
| 13 | 560258 | X-TUBE END CAP BUSHING | 2 |
| 14 | 481023 | S/A LATCH STUD NEW | 2 |
| 15 | 551310 | LATCH STUD SUPPORT | 2 |
| 16 | 201100-QU | 1/4-28 NYLOCK NUT THIN | 2 |
| 17 | 262100-QU | 1/4 AN WASHER FLAT | 4 |
| 7,18 | 887730- 887732 | X-HINGE ASSM PLASTIC | 1 |
| 19 | 221151-QU | 1/4-28 x 1 3/4 G8 HEX C/S | 2 |
| 20 | 281128 | #10 x 5/8 PAN PHIL S/TAP | 4 |
| 21 | 561310 | BC 1" TUBE END BUSHING CM | 2 |
| 8,14-16 | 921295 | S/A LATCH ASSM W/BOLT | |
| 1,2,5-7 9-13, 17-19 | 672770- 672781 | X-TUBE ASSM (14" x 14") - (20" x 18") STEEL | |

SIDE FRAME (QUICKIE V-521)

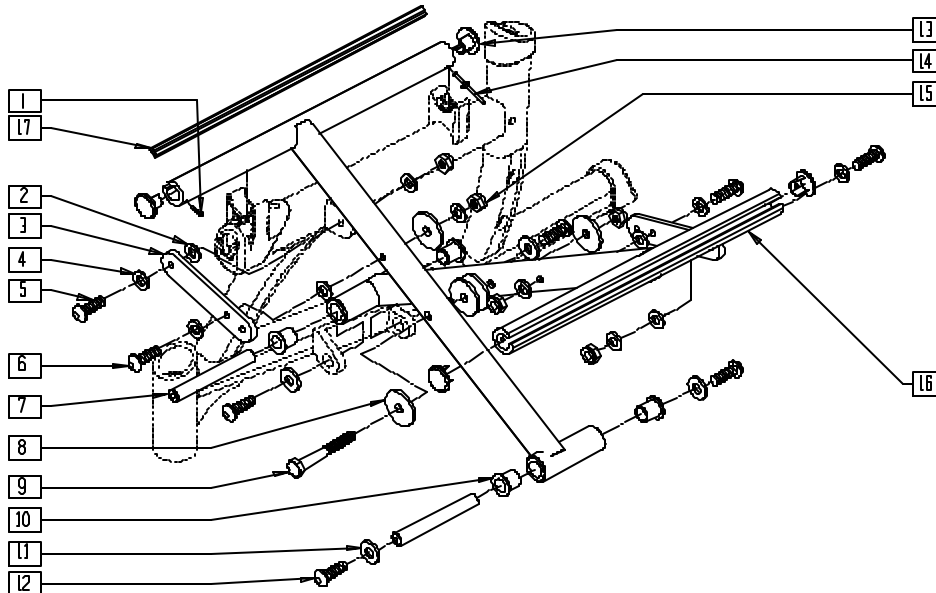


V5210X01

| ITEM | NUMBER | DESCRIPTION | QTY |
|------|-----------|---------------------------------|-----|
| 1 | 226150 | 1/4-28 x 2 BH C/S | 2 |
| 2 | 561191 | SUSPENSION SADDLE LG | 2 |
| 3 | 500882 | PLATE REINFORCEMENT WSHR SHORT | 2 |
| | 500883 | PLATE REINFORCEMENT WASHER LONG | 2 |
| 4 | 201301 | #10-32 x 5/8 OVAL HD TYPE II | 2 |
| 5 | 561196 | END CAP/SEAT SADDLE | 1 |
| 6 | 542100 | LEG SUPPORT WELDMNT V521 | 2 |
| 7 | 481023 | S/A LATCH STUD NEW | 2 |
| 8 | 550310 | LATCH STUD SUPPORT | 2 |
| 9 | 201100-QU | 1/4-28 NYLOCK NUT THIN | 2 |
| 10 | 226190 | 5/16-18 x 1 3/4 BH C/S SHLDR | 2 |

| ITEM | NUMBER | DESCRIPTION | QTY |
|-----------|-------------------|-----------------------------------|-----|
| 11 | 561195 | END CAP 1.73" D-CELL EXTRUSION | 2 |
| 12 | 560114 | BUMPER URETHANE .375 x .14 | 2 |
| 13 | 542110, 542111 | WELDMNT SIDE FRAME 14"/16" V521 | 1 |
| | 542112, 542113 | WELDMNT SIDE FRAME 18"/20" V521 | 1 |
| 14 | 201100-QU | 1/4-28 NYLOCK NUT THIN | 1 |
| 15 | 226107 | 1/4-28 x 7/8 SOC C/S | 2 |
| 1-6,11-15 | 620210, 620211 | SIDE FRAME PAINTED 14"/16" V-521 | |
| 1-6,11-15 | 620212, 620213 | SIDE FRAME PAINTED 18"/20" V-521 | |
| 7-10 | 921295 | S/A LATCH ASSEMBLY BLK W/BOLT CLR | |

CROSS TUBE ASSEMBLY (QUICKIE V-521)

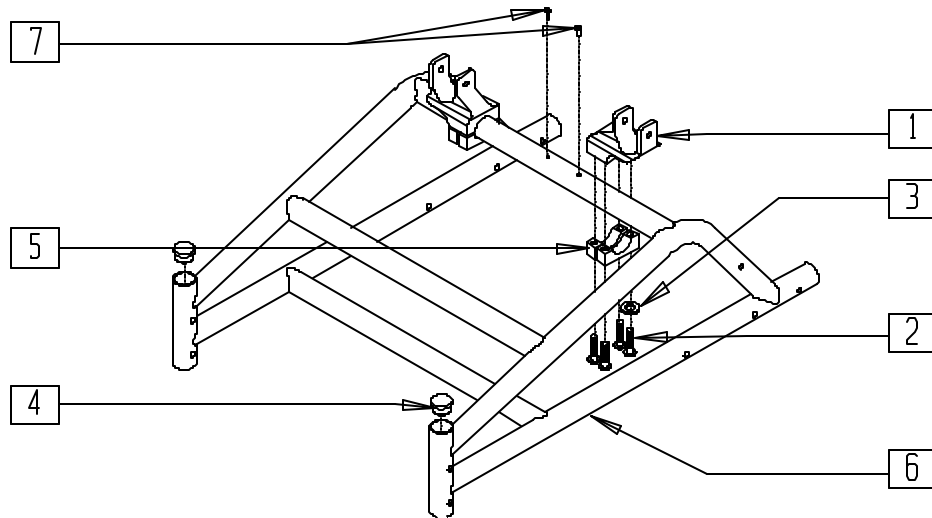


V5210X13

| ITEM | NUMBER | DESCRIPTION | QTY |
|------|-----------|--------------------------------|-----|
| 1 | 281131 | #10 x 3/8 PAN PHIL S/TAP SCREW | 2 |
| 2 | 561328 | 1/4" x .032 NYLON WASHER | 4 |
| 3 | 500880 | X-HINGE SHORT | 2 |
| | 500881 | X-HINGE LONG | 2 |
| 4 | 262100-QU | 1/4 AN WASHER FLAT | 2 |
| 5 | 226111 | 1/4-28 x 1 BH C/S SHLDR | 2 |
| 6 | 226150 | 1/4-28 x 2 BH C/S | 2 |
| 7 | 481518 | SHAFT X-TUBE HINGE | 2 |
| 8 | 561028 | 1/4" NYLON WASHER | 3 |
| 9 | 222249 | 5/16-24 x 3 G8 HEX C/S | 1 |

| ITEM | NUMBER | DESCRIPTION | QTY |
|------|-------------------|---------------------------------------|-----|
| 10 | 560392 | BUSHING IGLIDE 1/2 ID x 5/8 OD | 4 |
| 11 | 261504 | 1/4 x 5/8 OD WASHER SS | 4 |
| 12 | 226071 | 1/4-28 x 1/2 BH C/S BLK | 4 |
| 13 | 483552 | SEAT RAIL PLUG Q2N | 4 |
| 14 | 240111 | RIVET POP AD55H BLK | 2 |
| 15 | 201100-QU | 1/4-28 NYLOCK NUT THIN | 4 |
| 17 | 580024- 580030 | SEAT RAIL INSERT STRIP (14"-20") | 2 |
| 1-16 | 672860- 672871 | X-TUBE ASSEMBLY 14" x 14" - 20" x 18" | |

BASE FRAME (QUICKIE Z500[ZIPPPIE P500])



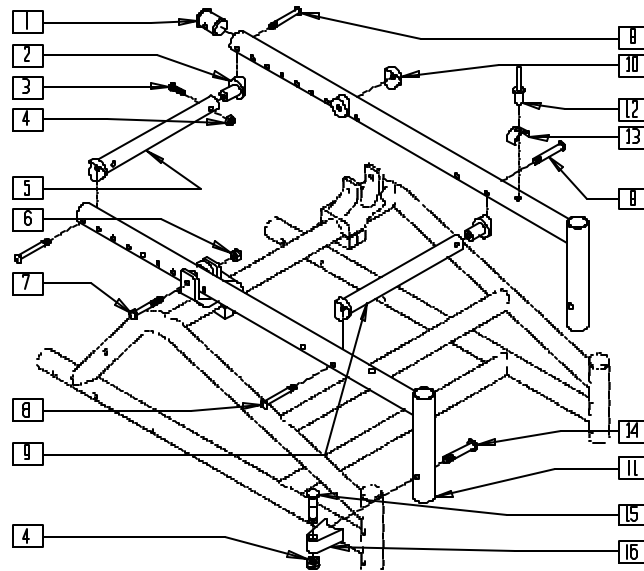
P500X01

| ITEM | NUMBER | DESCRIPTION | QTY |
|------|-----------|---------------------------|-----|
| 1 | 501752 | P5 PIVOT SEAT BRACKET | 2 |
| 2 | 221124 | 1/4-28 x 1 1/4 G8 HEX C/S | 8 |
| 3 | 262100-QU | 1/4 AN WASHER FLAT | 8 |
| 4 | 561005 | 1" INSERT PLUG .125 | 2 |

| ITEM | NUMBER | DESCRIPTION | QTY |
|-------|--------|---------------------------------|-----|
| 5 | 550210 | LOW LOCK CLAMP BLK | 4 |
| 7 | 341497 | 10-32 x .020-.130 RIVNUT GOLD | 2 |
| 4,6,7 | 662700 | FRAME PNTD P500 (SPECIFY COLOR) | |

NOTE: THERE IS AN UPCHARGE FOR CUSTOM COLOR FRAMES. PLEASE SEE PRICE LIST FOR COST.

SEAT FRAME (QUICKIE Z500[ZIPPPIE P500])



P500X02

| ITEM | NUMBER | DESCRIPTION | QTY |
|------|-------------------|-------------------------------|-----|
| 1 | 483089 | SEAT TUBE PLUG S/A TS/P5 | 2 |
| 2 | 483038 | STRUT SADDLE ZP/P5/KZ | 4 |
| 3 | 226129 | 1/4-28 x 1 1/4 BH C/S | 8 |
| 4 | 202300 | 1/4-28 NYLOCK NUT THIN BLK ZN | 6 |
| 5 | 522804- 522808 | STRUT TUBE ZP/P5/KZ 12"-16" | 1 |
| 6 | 201110 | 1/4-28 NYLOCK NUT | 2 |
| 7 | 226150 | 1/4-28 x 2 BH C/S | 2 |
| 8 | 226130 | 1/4-28 x 1 1/2 BH C/S | 12 |
| 9 | 522824- 522826 | STRUT TUBE P5 12"-14" | 1 |
| | 522729, 522730 | STRUT TUBE P5 15"-16" | 1 |

| ITEM | NUMBER | DESCRIPTION | QTY |
|---------|-------------------|---|-----|
| 10 | 561004 | 1" SADDLE 1/4" HOLE | 2 |
| 12 | 240108 | RIVET POP SSD64SSBS | 2 |
| 13 | 550489 | SEAT STOP | 2 |
| 14 | 226218 | 5/16-18 x 1 3/4" BH C/S BLK | 2 |
| 15 | 481023 | S/A LATCH STUD NEW | 2 |
| 16 | 551310 | LATCH STUD SUPPORT BLK | 2 |
| 1,11-13 | 660899 | SEAT TUBE S/A PNTD TS/P5 10"-14" (SPECIFY COLOR) | |
| 2-4,8 | 920311 | TS STRUT TUBE HDWR KIT O/S | |
| 4,14-16 | 920244 | S/A LATCH ASSM W/BLK BOLT | |
| 5,9 | 675052- 675056 | P5 GROWTH TUBE KIT 12"-16" | |

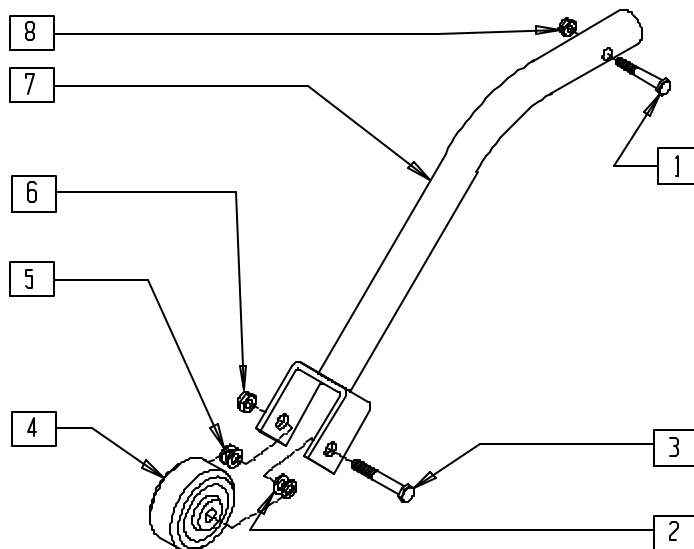
NOTE: THERE IS AN UPCHARGE FOR CUSTOM COLOR FRAMES. PLEASE SEE PRICE LIST FOR COST.

Anti-tips

IN THIS SECTION

| | | | |
|---|-----|--|-----|
| Anti-tip Tube Assembly (Quickie P110/V100[P100]/Z500[Zippie P500]) | 2.1 | Anti-tip (Quickie S-525)..... | 2.4 |
| Anti-tip Tube Assembly (Quickie P190) (Disc.)..... | 2.1 | Anti-tip (Quickie S-626)..... | 2.5 |
| Anti-tip Tube (Quickie P200/P320) | 2.2 | Anti-tip Caster Assembly (Quickie S-626) | 2.6 |
| Spring Anti-tip (Quickie P-222) | 2.3 | Anti-tip (Quickie V-121[P120]) | 2.7 |
| Anti-tip Tube Assembly (Quickie P300) (Disc.)..... | 2.4 | Anti-tip (Quickie V-521) | 2.7 |

ANTI-TIP TUBE ASSEMBLY (QUICKIE P110/V100[P100]/Z500[ZIPPIE P500])

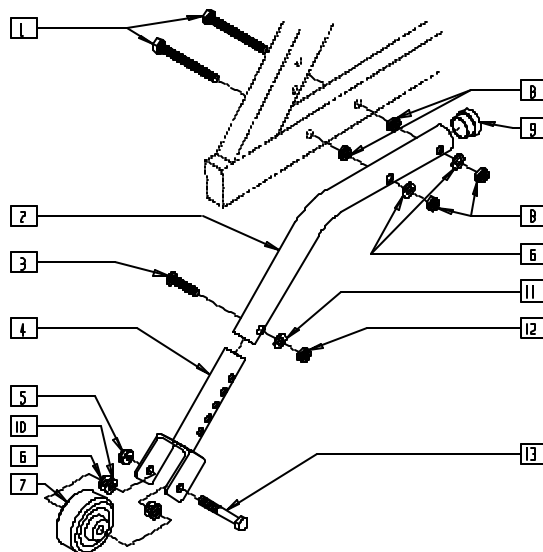


P500X05

| ITEM | NUMBER | DESCRIPTION | QTY |
|------|-----------|-------------------------------|-----|
| 1 | 221124 | 1/4-28 x 1 1/4 G8 HEX C/S | 1 |
| 2 | 263100 | 5/16 AN WASHER FLAT | 2 |
| 3 | 235010 | M8-45 HEX C/S | 1 |
| 4 | 400010 | WHEEL ONLY 2" x 7/8" ANTI-TIP | 1 |
| 5 | 263110-QU | 5/16 AN WASHER FLAT THIN | 2 |

| ITEM | NUMBER | DESCRIPTION | QTY |
|------|--------|-----------------------------|-----|
| 6 | 210072 | M8 NYLOCK NUT | 1 |
| 7 | 505707 | ANTI-TIP TUBE W/BRKT P1/P5 | 1 |
| 8 | 201120 | 1/4-28 AUTOMATION NUT | 1 |
| 1-8 | 880508 | ANTI-TIP ASSM P1/P5 (EA) | |
| | 900720 | ANTI-TIP ASSM P100/500 (PR) | |

ANTI-TIP TUBE ASSEMBLY (QUICKIE P190) (Discontinued 7/1/99 - parts only)

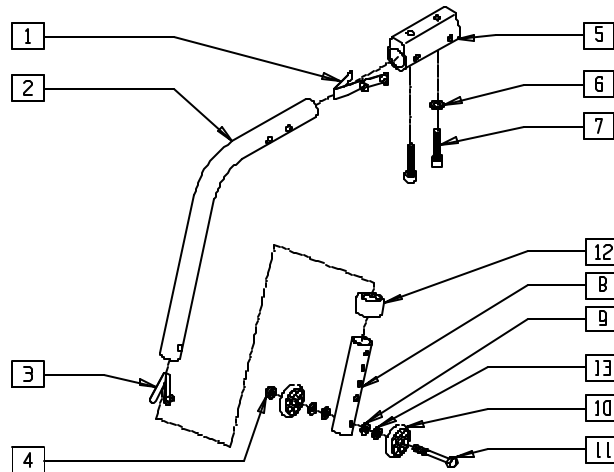


P190X04

| ITEM | NUMBER | DESCRIPTION | QTY |
|------|-----------|--------------------------------|-----|
| 1 | 222245 | 5/16-18 x 2 1/2 G8 HEX TAP BLT | 2 |
| 2 | 521509 | ANTI-TIP EXTENSION TUBE P190 | 1 |
| 3 | 226125 | 1/4-28 x 1 1/8 BH C/S | 1 |
| 4 | 505716 | ANTI-TIP EXTENSION P190 | 1 |
| 5 | 210072 | M8 NYLOCK NUT | 1 |
| 6 | 263110-QU | 5/16 AN WASHER FLAT THIN | 4 |
| 7 | 400010 | WHEEL ONLY 2" x 7/8" ANTI-TIP | 1 |
| 8 | 202102 | 5/16-18 NYLOCK NUT THIN | 4 |

| ITEM | NUMBER | DESCRIPTION | QTY |
|-----------|-----------|-------------------------|-----|
| 9 | 560768 | 7/8" INSERT PLUG .049 | 1 |
| 10 | 263100 | 5/16 AN WASHER FLAT | 2 |
| 11 | 262100-QU | 1/4 AN WASHER FLAT | 1 |
| 12 | 201100 | 1/4-28 NYLOCK NUT THIN | 1 |
| 13 | 235010 | M8-45 HEX C/S | 1 |
| 2-4,11,12 | 881215 | ANTI-TIP W/BRKT P190 | |
| 1-13 | 880485 | ANTI-TIP ASSM P190 (EA) | |
| | 900734 | ANTI-TIP ASSM P190 (PR) | |

ANTI-TIP TUBE (QUICKIE P200/P320) (Manual Wheelchair Conversion Only)

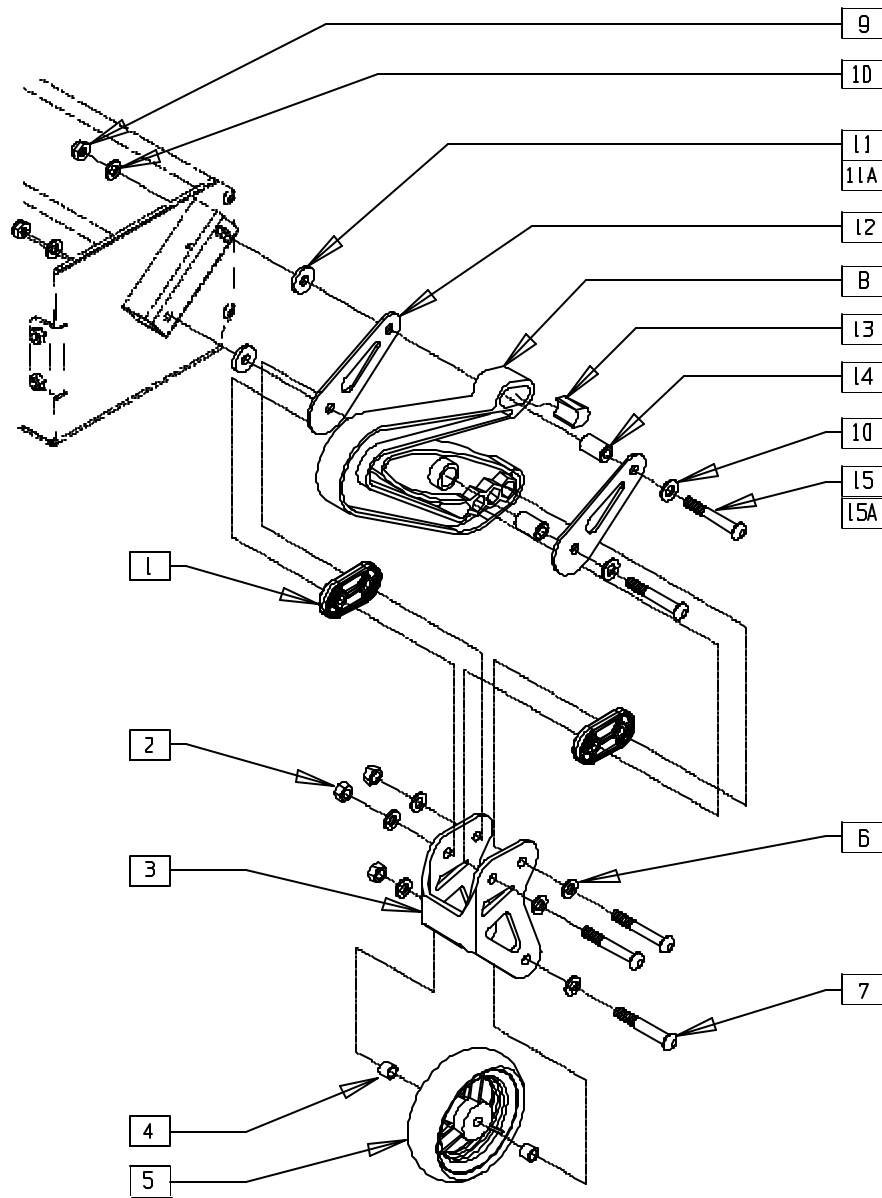


P200X32

| ITEM | NUMBER | DESCRIPTION | QTY |
|------|--------|-------------------------------|-----|
| 1 | 301109 | SNAP BUTTON DUAL ONE SIDE | 1 |
| 2 | 521506 | ANTI-TIP MAIN TUBE P2 | 1 |
| 3 | 301100 | 1/4" SNAP BUTTON SINGLE B-130 | 1 |
| 4 | 201100 | 1/4-28 NYLOCK NUT THIN | 1 |
| 5 | 500745 | ANTI-TIP RECEIVER P2 | 1 |
| 6 | 262114 | 1/4 WASHER HI COLLAR LOCK ZN | 1 |
| 7 | 226112 | 1/4-28 x 1 SOC C/S BLK | 2 |
| 8 | 521514 | ANTI-TIP SLEEVE TUBE (5H) | 1 |

| ITEM | NUMBER | DESCRIPTION | QTY |
|------|--------|-----------------------------|-----|
| 9 | 262110 | 1/4 AN WASHER FLAT THIN | 2 |
| 10 | 561032 | ANTI-TIP WHEEL | 2 |
| 11 | 221192 | 1/4-28 x 2 G8 HEX C/S | 1 |
| 12 | 563065 | 3/4" ANTI-RATTLE | 1 |
| 13 | 262130 | 6mm WASHER WAVE | 2 |
| 1-4, | 880511 | ANTI-TIP ASSM R P2 | |
| 8-13 | 880512 | ANTI-TIP ASSM L P2 | |
| 5-7 | 900715 | ANTI-TIP RECEIVER W/HDWR P2 | |

SPRING ANTI-TIP (QUICKIE P-222)



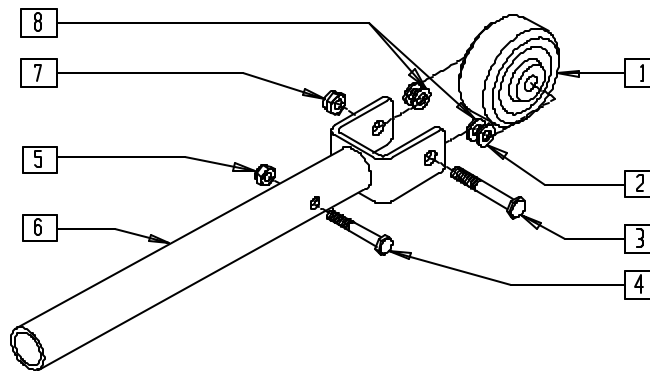
P2220X10

| ITEM | NUMBER | DESCRIPTION | QTY |
|------|--------|-------------------------------|-----|
| 1 | 560312 | CASTER BRACKET SPACER P222 | 2 |
| 2 | 202117 | 5/16-18 NYLOCK NUT THICK BLK | 3 |
| 3 | 505758 | ANTI TIP CASTER FORK | 1 |
| 4 | 505562 | ANTI TIP WHEEL SPACER S626 | 2 |
| 5 | 400094 | 4" POLY CASTER | 1 |
| 6 | 263100 | 5/16 AN WASHER FLAT | 6 |
| 7 | 226231 | 5/16-18 x 2 1/2 BH C/S BLK | 3 |
| 8 | 561370 | REAR WHEEL SPRING P2 | 1 |
| 9 | 202103 | 5/16-18 NYLOCK NUT THICK | 2 |
| 10 | 263100 | 5/16 AN WASHER FLAT | 4 |
| 11 | 261112 | PLASTIC WASHERS 5/16 HOLE | 2 |
| 11A | 550163 | MOTOR SPACER 19/20"P2 18"P210 | 2 |

| ITEM | NUMBER | DESCRIPTION | QTY |
|------------------------|-------------------|-------------------------------|-----|
| 12 | 481291 | STABILIZER PLATE | 2 |
| 13 | 560311 | SPRING DELAY SADDLE P222 | 1 |
| 14 | 481290 | STABILIZER PIVOT SHAFT | 2 |
| 15 | 226232 | 5/16-18 X 2 1/4" BH C/S BLK | 2 |
| 15A | 222192 | 5/16-18 X 3 HEX C/S | 2 |
| 1-8 | 880085, 880086 | SPRING ANTI-TIP ASSEMBLY P222 | |
| 1-15 | 921421, 921422 | SPRING ANTI-TIP ASSEMBLY | |
| 1-10,11A, 12-14,15A | 921423, 921424 | SPRING ANTI-TIP WIDE ASSEMBLY | |

ANTI-TIP TUBE ASSEMBLY (QUICKIE P300)

(Discontinued 6/30/00 - parts only)



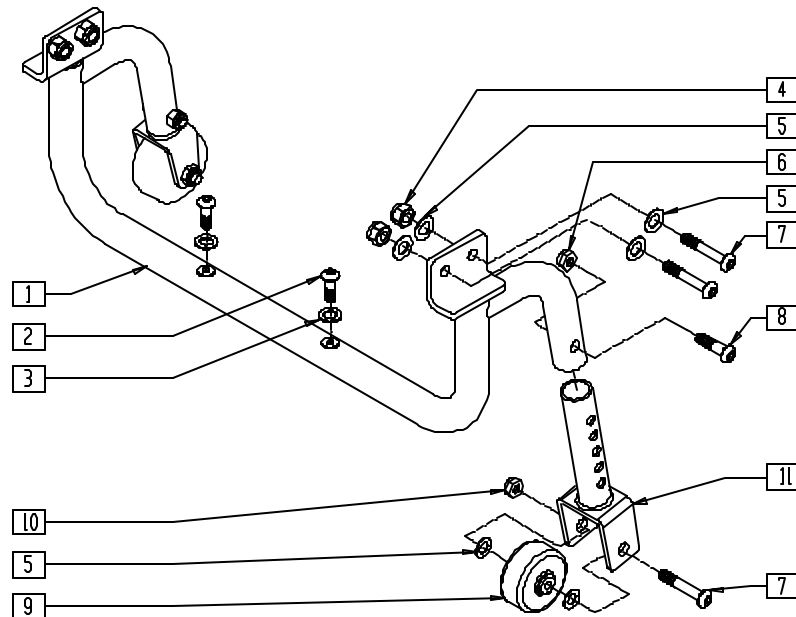
P300X06

| ITEM | NUMBER | DESCRIPTION | QTY |
|------|--------|-------------------------------|-----|
| 1 | 400010 | WHEEL ONLY 2" x 7/8" ANTI-TIP | 1 |
| 2 | 263100 | 5/16 AN WASHER FLAT | 2 |
| 3 | 235010 | M8-45 HEX C/S | 1 |
| 4 | 234895 | M6-35 HEX C/S | 1 |
| 5 | 210070 | M6 NYLOCK NUT THICK | 1 |

| ITEM | NUMBER | DESCRIPTION | QTY |
|------|-----------|--------------------------|-----|
| 6 | 505701 | ANTI-TIP BRACKET P300 | 1 |
| 7 | 210072 | M8 NYLOCK NUT | 1 |
| 8 | 263110-QU | 5/16 AN WASHER FLAT THIN | 2 |
| 1-8 | 880507 | ANTI-TIP ASSM P300 (EA) | |

ANTI-TIP (QUICKIE S-525)

(Effective 7/30/99, beginning s/n S52-10632)



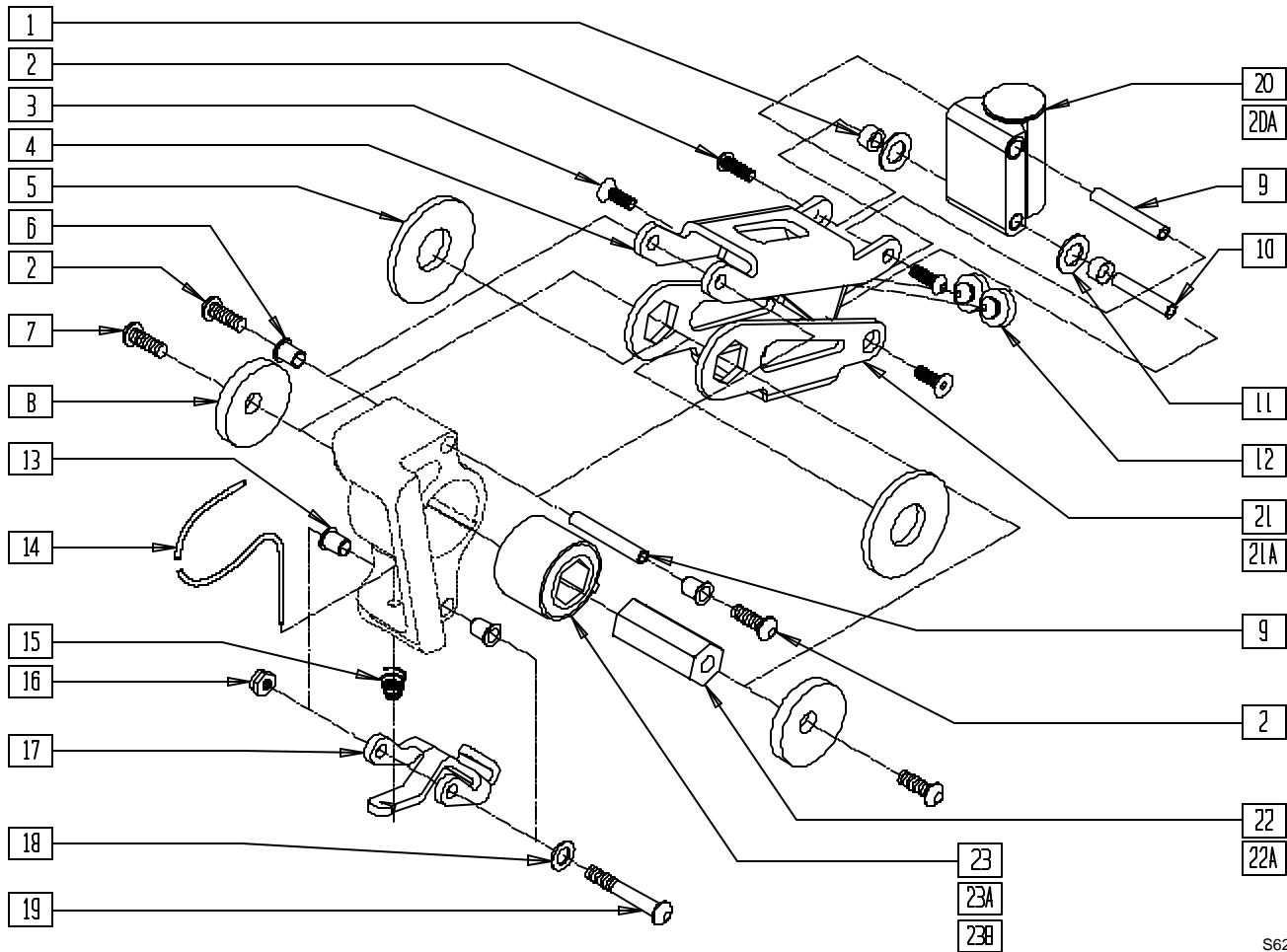
S5250X2A

| ITEM | NUMBER | DESCRIPTION | QTY |
|------|---------------|-------------------------------|-----|
| 1 | 885030-885032 | ANTI-TIP BAR ASSM S525 | 1 |
| 2 | 221091 | 1/4-28 x 1/2 BH C/S BK W/PTCH | 2 |
| 3 | 262100-QU | 1/4 AN WASHER FLAT | 2 |
| 4 | 202117 | 5/16-18 NYLOCK NUT THICK BLK | 4 |
| 5 | 263110-QU | 5/16 AN WASHER THIN | 10 |
| 6 | 204110 | 1/4-28 NYLOCK NUT BLK ZN | 2 |
| 7 | 226218 | 5/16-18 x 1 3/4 BH C/S BLK | 6 |
| 8 | 226223 | 1/4-28 x 1 1/4 BH C/S BLK | 2 |
| 9 | 400010 | WHEEL ONLY 2" x 7/8" ANTI-TIP | 2 |

| ITEM | NUMBER | DESCRIPTION | QTY |
|---------|--------|--------------------------------|-----|
| 10 | 202116 | 5/16-18 NYLOCK NUT THIN BLK | 2 |
| 11 | 505744 | ANTI-TIP TUBE W/BRKT S525 | 2 |
| 5-11 | 881216 | ANTI-TIP W/BRKT S525 | |
| 1,4-11 | 921406 | ANTI-TIP ASSM 14-16" S525 | |
| | 921408 | ANTI-TIP ASSM 17-18" S525 | |
| | 921410 | ANTI-TIP ASSM 19-20" S525 | |
| 1,4-11* | 921416 | ANTI TIP RETRO KIT 14-16" S525 | |
| | 921418 | ANTI TIP RETRO KIT 17-18" S525 | |
| | 921420 | ANTI TIP RETRO KIT 19-20" S525 | |

NOTE: ANTI-TIP CAN BE RETROFITTED TO CHAIRS PRIOR TO S52-10632 WITH RETROFIT KITS 921416-921420.
*ANTI-TIP RETROFIT KIT INCLUDES BATTERY BOX BOTTOM ASSEMBLY AND REQUIRED HARDWARE FOR RETROFIT.

ANTI-TIP (QUICKIE S626)



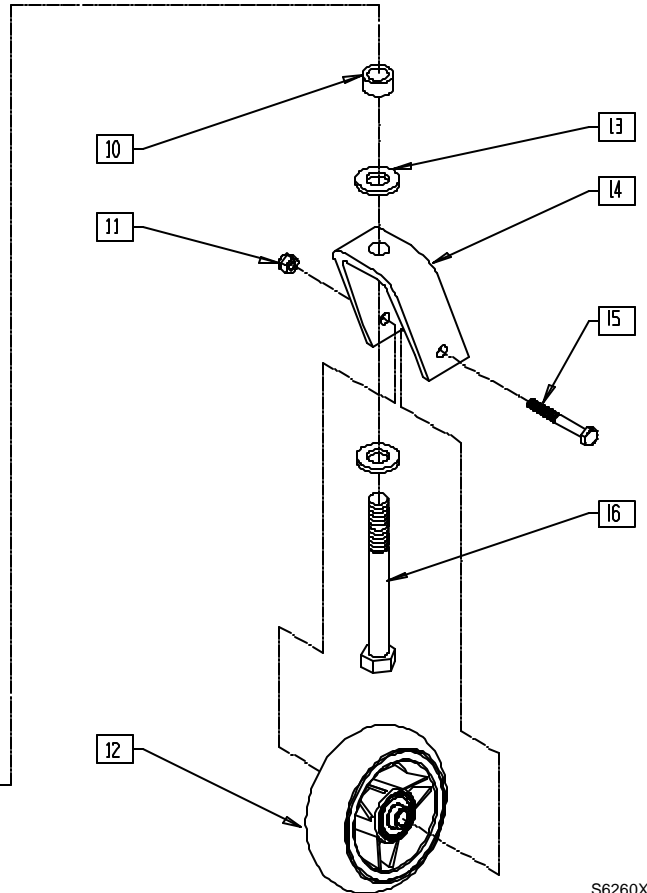
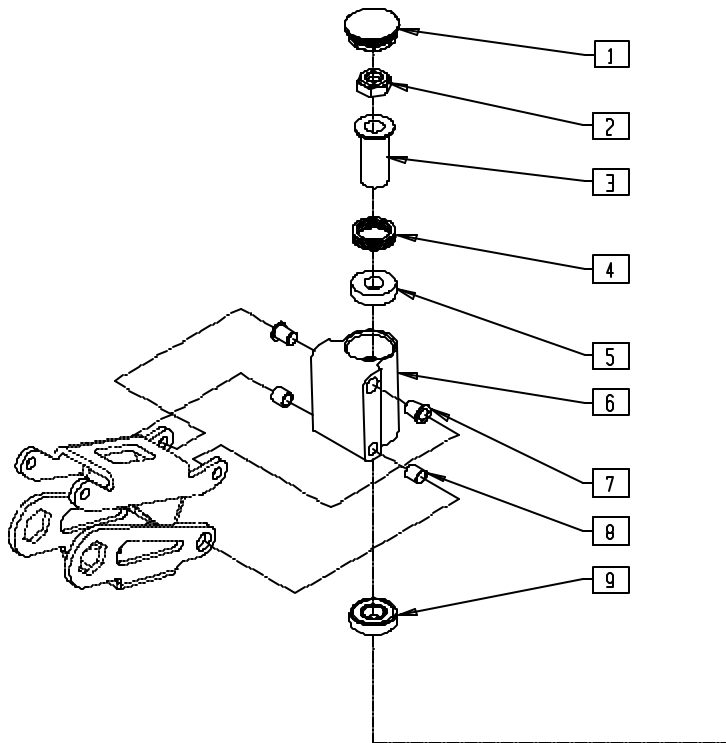
S6260X18A

| ITEM | NUMBER | DESCRIPTION | QTY |
|------|-----------|--------------------------------------|-----|
| 1 | 349525 | ANTI TIP LOWER LINK BEARING | 2 |
| 2 | 221091 | 1/4-28 X 1/2 BH C/S BLK W/PATCH | 4 |
| 3 | 222295 | 1/4-28 X.63 FH C/S W/PATCH | 2 |
| 5 | 261527 | ANTI TIP HEX THRUST WASHER | 2 |
| | 261533 | ANTI TIP HEX THRUST WSHR LITE (1/2") | |
| 6 | 340172 | BUSHING IGUS | 2 |
| 7 | 226078 | 1/4-20 X 3/4 BH C/S W/PATCH | 2 |
| 8 | 261207 | 1/4 X 1 1/2 FENDER WASHER | 2 |
| 9 | 526098 | ANTI TIP PIVOT BAR LONG | 2 |
| 10 | 526068 | ANTI TIP PIVOT BAR | 1 |
| 11 | 261529 | ANTI TIP THRUST WASHER | 2 |
| 12 | 330130 | SEAT MOUNT BUMPER | 2 |
| 13 | 340172 | BUSHING IGUS | 2 |
| 14 | 342090 | ANTI TIP ACTUATION CABLE | 1 |
| 15 | 321733 | .72 OD X .28 OD X 3/4 CC SPRG | 1 |
| 16 | 202116 | 5/16-18 NYLOCK NUT THIN BLK | 1 |
| 17 | 505516 | ANTI TIP LOCKOUT LATCH | 1 |
| 18 | 263110-OU | 5/16 AN WASHER FLAT THIN | 1 |
| 19 | 226231 | 5/16-18 X 2 1/2 BH C/S BLK | 1 |
| 20 | 920510* | ANTI TIP CASTER PLT ASSM S626 | 1 |
| 20A | 920511* | ANTI TIP CSTR PLT LNG ASM S626 | 1 |
| 21 | 505586 | ANTI TIP LOWER LINK LONG | 1 |
| 21A | 505599 | ANTI TIP LOWER LINK 1/2" HEX | 1 |

| ITEM | NUMBER | DESCRIPTION | QTY |
|--------------|--------|-------------------------------------|-----|
| 22 | 505514 | ANTI TIP ELASTOMER HEX | 1 |
| 22A | 505663 | ANTI TIP ELASTOMER HEX LIGHT (1/2") | 1 |
| 23 | 321000 | TORSILASTIC SPRING LIGHT | 1 |
| 23A | 321001 | TORSILASTIC SPRING MEDIUM | 1 |
| 23B | 321003 | TORSILASTIC SPRING LT SM HEX (1/2") | 1 |
| 4,12 | 881198 | ANTI TIP UPPER LINK ASSM | |
| 6,14-19 | 881677 | ANTI-TIP LOCKOUT LATCH ASSM | |
| 1-12,20,21A, | 882090 | ANTI TIP ASSM 175LB S626 | |
| 22A,23B | 882091 | ANTI TIP ASSM 250LB S626 | |
| 1-12, | 882092 | ANTI TIP ASSM 400LB S626 | |
| 20-23 | | | |
| 1-20,21A, | 882093 | ANTI TIP ASSM TILT 250LB S626 | |
| 22A,23B | 882094 | ANTI TIP ASSM TILT 175LB S626 | |
| 1-22,23A | 882095 | ANTI TIP ASSM TILT 400LB S626 | |
| 1-19,20A, | 882096 | ANTI TIP ASSM TLT W/VENT 175LB | |
| 21-23 | | | |
| 1-19,20A, | 882097 | ANTI TIP ASSM TLT W/VENT 250LB | |
| 21-22,23A | 882098 | ANTI TIP ASSM TLT W/VENT 400LB | |
| 1-12,20A, | 882110 | ANTI TIP ASSM STD W/VENT 175LB | |
| 21-23 | | | |
| 1-12,20A, | 882111 | ANTI TIP ASSM STD W/VENT 250LB | |
| 21-22,23A | 882112 | ANTI TIP ASSM STD W/VENT 400LB | |

* FOR CASTER PLATE ASSEMBLY COMPONENTS, PLEASE SEE ANTI-TIP CASTER ASSEMBLY (QUICKIE S-626) ON PAGE 2.6.

ANTI-TIP CASTER ASSEMBLY (QUICKIE S-626)



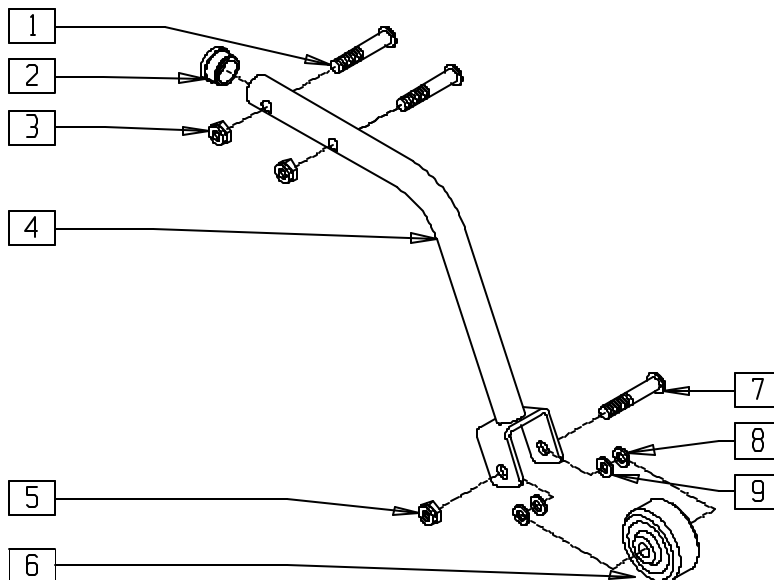
S6260X22

| ITEM | NUMBER | DESCRIPTION | QTY |
|------|--------|-------------------------------|-----|
| 1 | 561070 | CASTER CAP PLASTIC | 1 |
| 2 | 203101 | 1/2-20 LIGHT HEX LOCKNUT THIN | 1 |
| 3 | 481511 | FLANGE BUSHING REG B51 | 1 |
| 4 | 321166 | SPRING ANTI-FLUTTER SS B51 | 1 |
| 5 | 349643 | BUSHING BRONZE B51 | 1 |
| 7 | 340172 | BUSHING IGUS | 2 |
| 8 | 340160 | BUSHING 3/8 x 5/16ID x 3/8 | 2 |
| 9 | 349500 | 1 1/8 x 1/2 BEARING | 1 |
| 10 | 481246 | CASTER SPACER STD STEEL | 1 |
| 11 | 202116 | 5/16-18 NYLOCK NUT THIN BLK | 1 |

NOTE: FOR ANTI-TIP ASSEMBLY, INCLUDING CASTER PLATE, SEE ANTI-TIP (QUICKIE S-626) ON PAGE 2.5.

| ITEM | NUMBER | DESCRIPTION | QTY |
|---------|--------|---|-----|
| 12 | 400098 | 4" SOFT POLY CASTER | 1 |
| | 400108 | 4" MICRO CASTER LIGHTED | |
| 13 | 264101 | 1/2 WASHER HARDENED FLAT | 2 |
| 14 | 550697 | ANTI-TIP CASTER FORK S626 | 1 |
| 15 | 222242 | 5/16-18 x 2 1/2 HEX C/S | 1 |
| 16 | 222290 | 1/2-20 x 3 1/4 GR8 HEX C/S | 1 |
| 2,10-16 | 780926 | ANTI-TIP CASTER FORK ASSEMBLY S626 | |
| | 780935 | ANTI TIP CSTR FRK ASSM LIGHTED | |
| | 920510 | ANTI-TIP CASTER PLT ASSEMBLY S626 | |
| 1,3-9 | 920511 | ANTI-TIP CASTER PLT LONG ASSEMBLY S626 (VENT) | |

ANTI-TIP (QUICKIE V-121[P120])

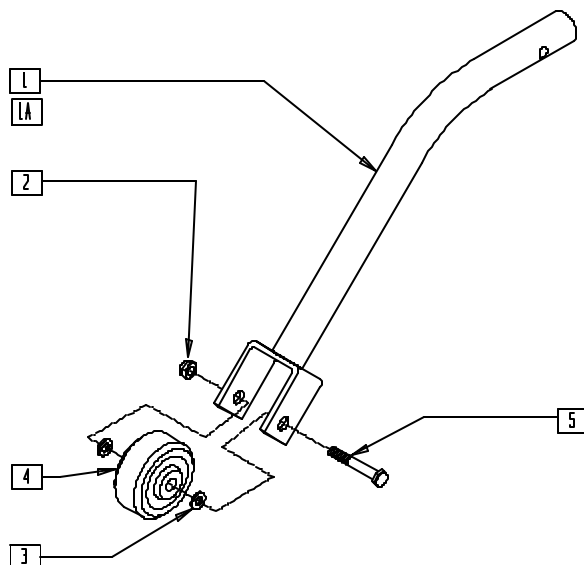


P9000X06

| ITEM | NUMBER | DESCRIPTION | QTY |
|------|--------|-------------------------|-----|
| 1 | 222108 | 5/16-18 x 1 1/4 BH C/S | 2 |
| 2 | 560762 | 3/4" INSERT PLUG .065 | 1 |
| 3 | 202102 | 5/16-18 NYLOCK NUT THIN | 2 |
| 4 | 505729 | ANTI-TIP BRACKET P120 | 1 |
| 5 | 210072 | M8 NYLOCK NUT | 1 |

| ITEM | NUMBER | DESCRIPTION | QTY |
|------|-----------|-------------------------------|-----|
| 6 | 400010 | WHEEL ONLY 2" x 7/8" ANTI TIP | 1 |
| 7 | 235010 | M8-45 HEX C/S | 1 |
| 8 | 263110-QU | 5/16 AN WASHER FLAT THIN | 2 |
| 9 | 263100 | 5/16 AN WASHER FLAT | 2 |
| 1-9 | 880929 | ANTI-TIP ASSM P120 (EA) | |

ANTI-TIP (QUICKIE V-521)



V5210X08

| ITEM | NUMBER | DESCRIPTION | QTY |
|------|-----------|-----------------------------|-----|
| 1 | 542106 | WELDMENT ANTI-TIP TUBE TALL | 1 |
| 1A | 542105 | WELDMENT ANTI-TIP TUBE STD | 1 |
| 2 | 202116 | 5/16-18 NYLOCK NUT THIN BLK | 1 |
| 3 | 263110-QU | 5/16 AN WASHER FLAT THIN | 2 |

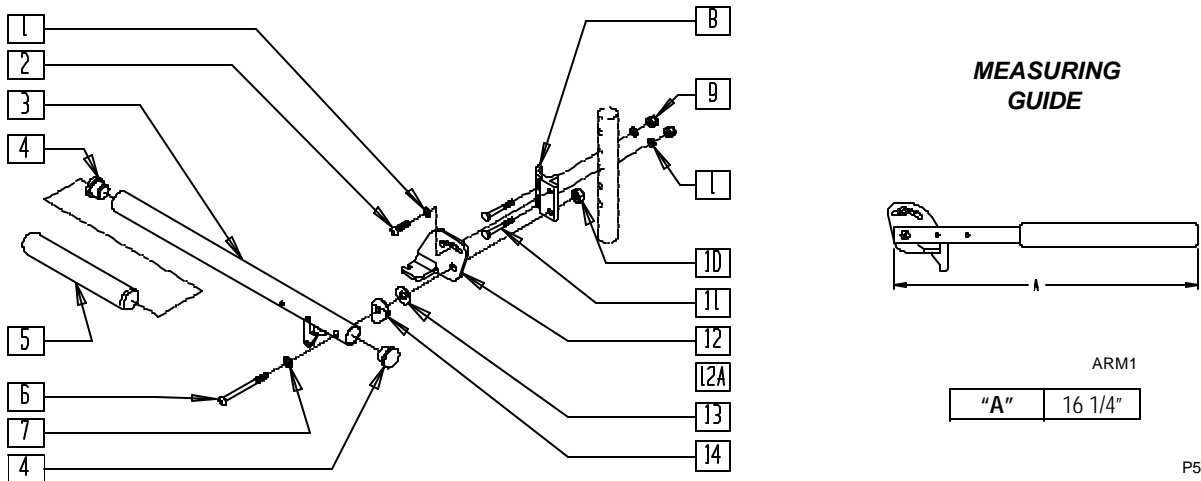
| ITEM | NUMBER | DESCRIPTION | QTY |
|--------|--------|-------------------------------|-----|
| 4 | 400010 | WHEEL ONLY 2" x 7/8" ANTI-TIP | 1 |
| 5 | 226218 | 5/16-18 x 1 3/4" BH C/S BLK | 1 |
| 1-5 | 880946 | ANTI-TIP ASSEMBLY V521 TALL | |
| 1A,2-5 | 880945 | ANTI-TIP ASSEMBLY V521 STD | |

Armrests

IN THIS SECTION

| | | | |
|--|-----|--|------|
| Adjustable Locking Flip-up Armrest Assembly (Quickie Z500[Zippie P500])..... | 3.1 | Fixed Dual-post Armrest (Quickie G-424/S-525/S-626/V-521) | 3.8 |
| Dual-post Height-adjustable Armrest (Quickie P200/P300) (Disc.) | 3.1 | Flip-back Armrest (For Contour and High-back Contour Seats) (Quickie G-424/S-525) ... | 3.9 |
| Dual-post Height-adjustable Armrest (Quickie G-424/P190/P200/P-222/ P320/P300/S-525/S-626/V-521) | 3.2 | Flip-back Armrest (Quickie V-121[P120]) | 3.9 |
| Dual-post Height-adjustable Armrest Receiver (Quickie G-424/P-222/S-525) | 3.3 | Flip-back Height-adjustable Armrest (Quickie P110) (Disc.)..... | 3.10 |
| Dual-post Height-adjustable Armrest Receiver (Quickie P190/P200)..... | 3.4 | Flip-back Height-adjustable Armrest (Quickie V-121[P120]) | 3.11 |
| Dual-post Height-adjustable Armrest Receiver (Quickie P300/P320) (Disc.) | 3.4 | Height-adjustable Armrest (Quickie P110/P190/ P200/P300/P320/V100[P100]/Z500[Zippie P500]) . | 3.12 |
| Dual-post Height-adjustable Armrest Receiver (Quickie P300) (Disc.)..... | 3.5 | Height-adjustable Armrest (Quickie G-424/P-222/S-525/S-626/V-521) | 3.13 |
| Dual-post Height-adjustable Armrest Receiver (Quickie P300 Manual Recline) (Disc.)..... | 3.5 | Height-adjustable Armrest Receivers (Quickie P110/P190/P200/P300/ P320/V100[P100]/Z500[Zippie P500]) | 3.14 |
| Dual-post Height-adjustable Armrest Receiver (Quickie S-626) | 3.6 | Height-adjustable Armrest Receivers (Quickie G-424/P-222/S-525/S-626/V-521) | 3.15 |
| Dual-post Height-adjustable Armrest Receiver (Quickie V-521)..... | 3.7 | Reclining Armrest (Quickie P210)..... | 3.16 |

ADJUSTABLE LOCKING FLIP-UP ARMREST ASSEMBLY (QUICKIE Z500[ZIPPIE P500])



P500X07

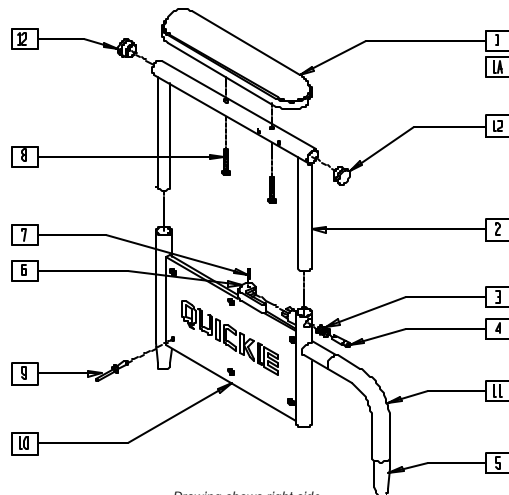
| ITEM | NUMBER | DESCRIPTION | QTY |
|------|-----------|------------------------------|-----|
| 1 | 262100-OU | 1/4 AN WASHER FLAT | 3 |
| 2 | 221060 | 1/4-28 x 1/2 BH C/S | 1 |
| 4 | 561002 | 1" INSERT PLUG .083 | 2 |
| 5 | 560640 | 9" x .93 x .155 FOAM GRIP | 1 |
| 6 | 226198 | 5/16-18 x 2 BH C/S SHT THRD | 1 |
| 7 | 263100 | 5/16 AN WASHER FLAT | 1 |
| 8 | 550168 | ADJ LOCK FLIP-UP ARM MOUNT R | 1 |
| 8A | 550169 | ADJ LOCK FLIP-UP ARM MOUNT L | 1 |
| 9 | 201100 | 1/4-28 NYLOCK NUT THIN | 2 |
| 10 | 202102 | 5/16-18 NYLOCK NUT THIN | 1 |
| 11 | 221133 | 1/4-28 x 1 1/2 G8 HEX C/S | 2 |

| ITEM | NUMBER | DESCRIPTION | QTY |
|-------------|--------|------------------------------------|-----|
| 12 | 550474 | ADJ FLIP-BACK ARM BRACKET R | 1 |
| 12A | 550475 | ADJ FLIP-BACK ARM BRACKET L | 1 |
| 13 | 561016 | 1" WASHER 5/16" HOLE | 1 |
| 14 | 561006 | 1" SADDLE 5/16" HOLE | 1 |
| 3-5 | 880274 | ADJ FLIP-BACK TUBE W/LATCH | 1 |
| 1,2,6,8,10* | 881272 | ADJ LOCK F-UP ARMREST RETRO R | |
| | 881273 | ADJ LOCK F-UP ARMREST RETRO L | |
| 1-14 | 880272 | ADJ LOCK FLIP-UP ARMREST R | |
| | 880273 | ADJ LOCK FLIP-UP ARMREST L | |
| | 900449 | ADJ LOCK FLIP-UP ARMREST ASSM (PR) | |

* FOR ARMRESTS PRIOR TO 7/22/96, USE RETRO FIT KIT TO REPLACE ADJUSTABLE FLIP-UP ARM CLAMP.

DUAL-POST HEIGHT-ADJUSTABLE ARMREST (QUICKIE P200/P300)

(Discontinued 11/15/95 - parts only)



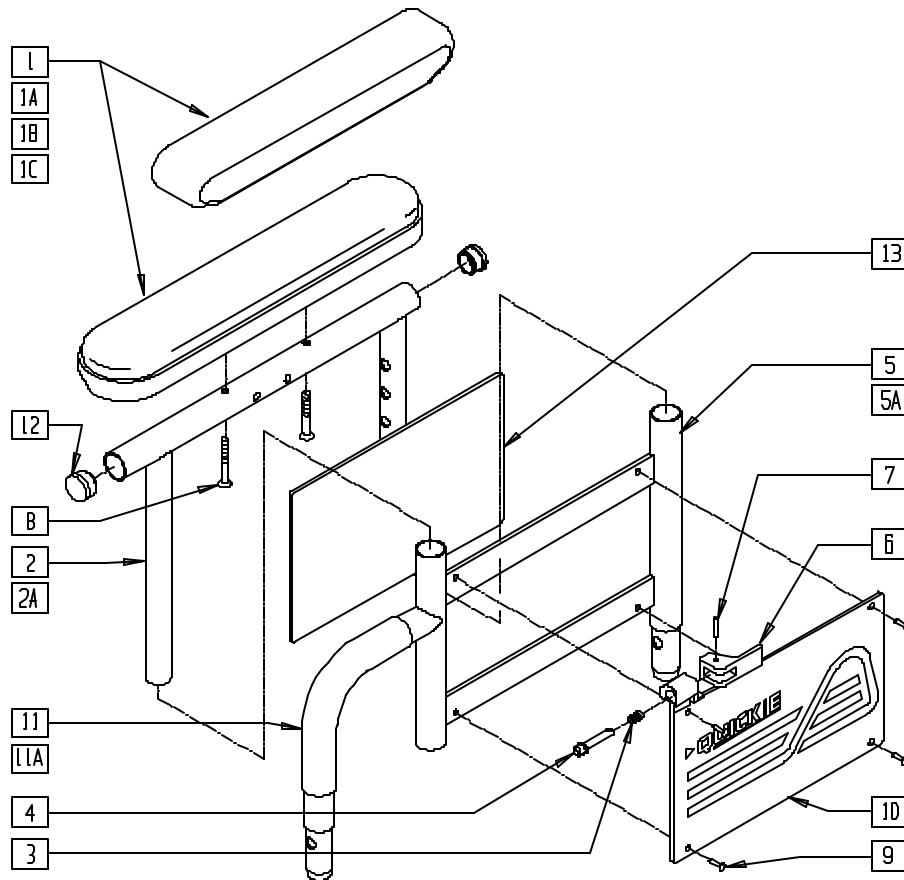
Drawing shows right side

P200X26

| ITEM | NUMBER | DESCRIPTION | QTY |
|------|--------|------------------------------|-----|
| 1 | 561024 | ARMREST PAD 10" DESK | 1 |
| 1A | 560780 | ARMREST PAD SMALL 9" | 1 |
| 2 | 527002 | ADJ UPPER QUAD ARM TUBE P300 | 1 |
| 3 | 321702 | SPRING ADJ QUAD ARM P300 | 1 |
| 4 | 481056 | ADJ QUAD ARM PIN P300 | 1 |
| 5 | 527001 | ADJ LOWER QUAD ARM P300 | 1 |
| 6 | 500728 | QUAD ARM LATCH HANDLE | 1 |

| ITEM | NUMBER | DESCRIPTION | QTY |
|------|--------|--------------------------|-----|
| 7 | 341088 | 3/32 x 5/8 ROLL PIN | 1 |
| 8 | 226038 | 10-32 x 1 3/8 BH C/S BLK | 2 |
| 9 | 240112 | RIVET POP SD46BS BLK | 6 |
| 10 | 562710 | SIDE GUARD QUAD ARM P300 | 1 |
| 11 | 560514 | FOAM 8" X .840 TUBE | 1 |
| 12 | 560768 | 7/8" INSERT PLUG .049 | 2 |

DUAL-POST HEIGHT-ADJUSTABLE ARMREST (QUICKIE G-424/P190/P200/P-222/P300/P320/S-525/S-626/V-521)

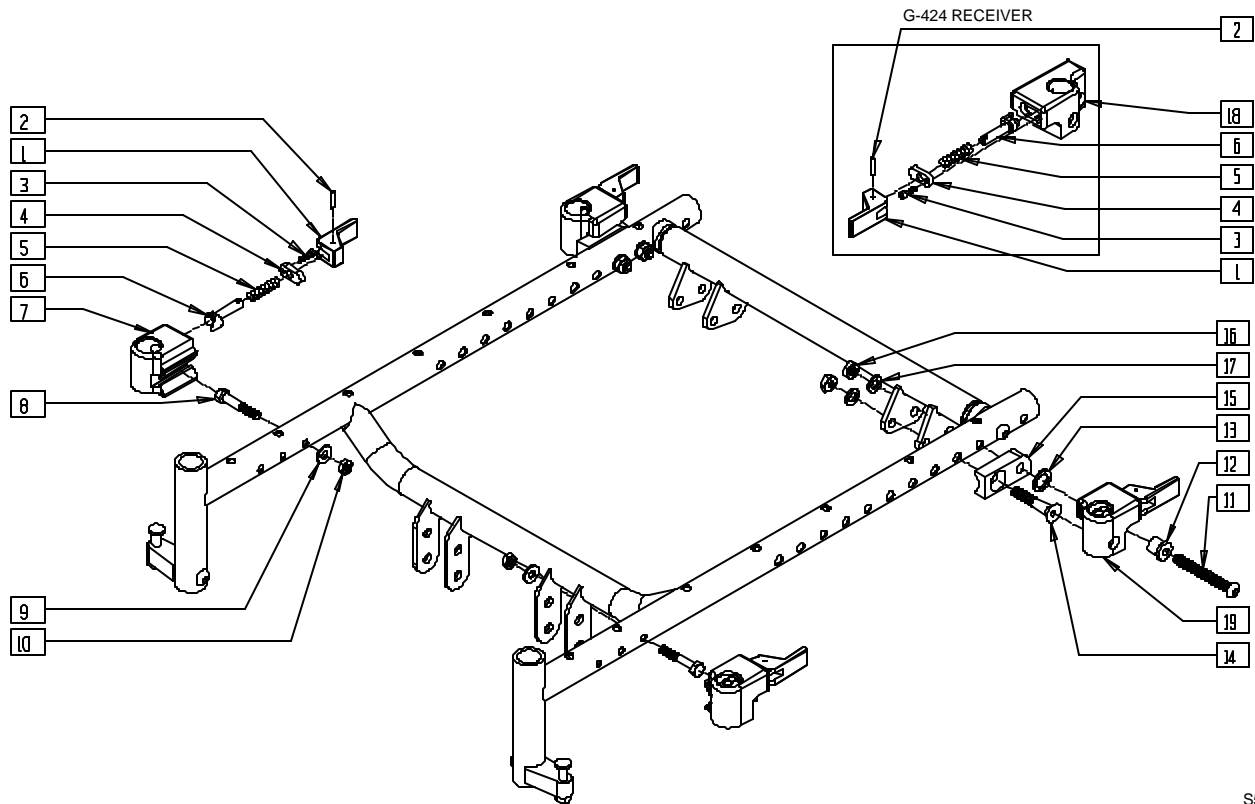


S6260X09

| ITEM | NUMBER | DESCRIPTION | QTY |
|---------------|-------------------|-------------------------------------|-----|
| 1 | 561280, 561281 | ARMREST PAD 10" W/F (EA) | 1 |
| 1A | 561284, 561285 | ARMREST PAD 14" W/F (EA) | 1 |
| 1B | 561024 | ARMREST PAD 10" DESK | 1 |
| 1C | 561031 | ARMREST PAD 14" FULL | 1 |
| 2 | 521841 | DUAL POST ADJ UPPER ARM DESK PWR | 1 |
| 2A | 521843 | DUAL POST ADJ UPPER ARM FULL PWR | 1 |
| 3 | 321141 | .650L x 6 COIL SPRING | 1 |
| 4 | 341132 | ARMREST PIN W/SHOULDER | 1 |
| 5 | 540224, 540225 | DUAL POST ADJ LWR ARM SHORT (EA) | 1 |
| 5A | 540226, 540227 | DUAL POST ADJ LWR ARM LONG (EA) | 1 |
| 6 | 561109 | ARMREST LEVER FLIP-BACK HT ADJ | 1 |
| 7 | 341088 | 3/32 x 5/8 ROLL PIN | 1 |
| 8 | 226038 | 10-32 x 1 3/8 BH C/S BLK | 2 |
| 9 | 240155 | RIVET 3/16 x 3/8 TUBULAR ALUM | 4 |
| 10 | 562740, 562741 | ARMREST PANEL DUAL POST (EA) | 1 |
| 11 | 560514 | FOAM 8" x .840 TUBE | 1 |
| 11A | 560614 | 11" x .840 FOAM TUBE | 1 |
| 12 | 560735 | 7/8" ROUND TUBE PLUG | 2 |
| 13 | 750009 | INSIDE ARMREST PAD (P-222/S-626) | 1 |
| 1B,2, 8,12 | 881446, 881447 | DUAL POST UPR ADJ DESK PWR (EA) | |
| 1C,2, 8,12 | 881448, 881449 | DUAL POST UPR ADJ FULL R PWR (EA) | |

| ITEM | NUMBER | DESCRIPTION | QTY |
|----------------------------------|-------------------|---|-----|
| 1,2, 8,12 | 881240, 881241 | DUAL POST UPPER ARM ASSM DESK W/F (EA) | |
| 1A,2A, 8,12 | 881242, 881243 | DUAL POST UPPER ARM ASSM FULL W/F (EA) | |
| 3-7,9-11 | 881556, 881557 | DUAL POST ADJ LOWER ARM SHT (EA) | |
| 3,4,5A, 9,10,11A | 881558, 881559 | DUAL POST ADJ LOWER ARM LNG (EA) | |
| 1-10 11,12 | 881308, 881309 | DUAL POST SHT W/DESK W/F PAD (EA) | |
| 1A,2A, 3-12 | 881310, 881311 | DUAL POST SHT W/FULL W/F PAD (EA) | |
| 1-4,5A, 6-10 11A,12 | 881312, 881313 | DUAL POST LNG W/DESK W/F PAD (EA) | |
| 1A,2A,3,4, 5A,6-10, 11A,12 | 881314, 881315 | DUAL POST LNG W/FULL W/F PAD (EA) | |
| 1B,2-12 | 881572, 881573 | DUAL POST ADJ SHT W/DESK PWR (EA) | |
| 1C,2A,3,4, 5A,6-10, 11A,12 | 881574, 881575 | DUAL POST ADJ LONG W/FULL PWR (EA) | |
| 1B,2-4,5A, 6-10, 11A,12 | 881576, 881577 | DUAL POST ADJ LONG W/DESK PWR (EA) | |
| 1C,2A, 3-10,11,12 | 881578, 881579 | DUAL POST ADJ SHT W/FULL PWR (EA) | |

DUAL-POST HEIGHT-ADJUSTABLE ARMREST RECEIVER (QUICKIE G-424/P-222/S-525)



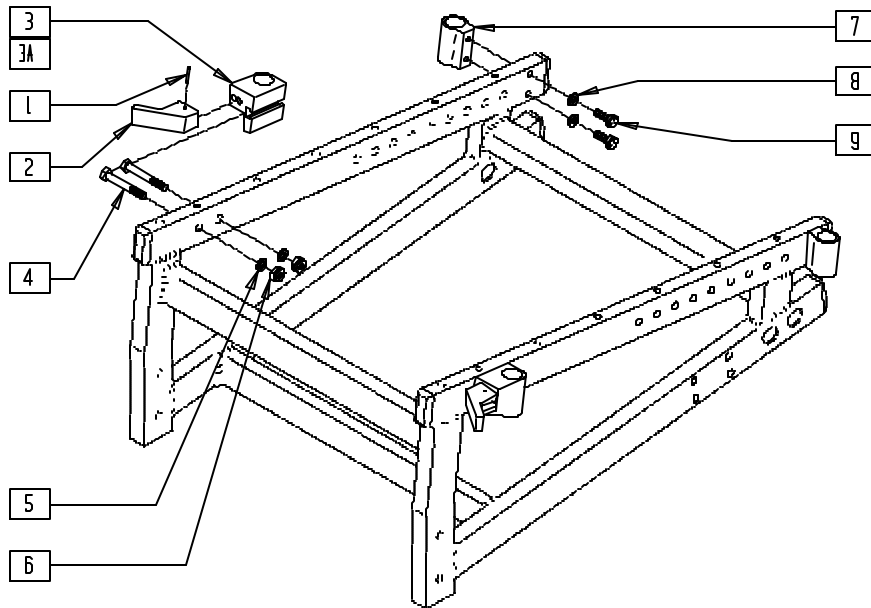
S525X20B

| ITEM | NUMBER | DESCRIPTION | QTY |
|------|-------------------|--|-----|
| 1 | 561109 | ARMREST LEVER FLIP-BACK HT ADJ | 4 |
| 2 | 341088 | 3/32 x 5/8 ROLL PIN | 4 |
| 3 | 220114-QU | 6-32 x 1/2 SOC C/S BLK | 4 |
| 4 | 505672 | RECEIVER PIN RETENTION PLATE | 4 |
| 5 | 321010 | COMPRESSION SPRING | 4 |
| 6 | 540216 | RELEASE PIN ASSEMBLY | 4 |
| 7 | 550804, 550807 | ARM REC FRNT SLOT (EA) (FRONT RECEIVER) | 1 |
| | 550805, 550806 | D-PST ARM REC FLIP BCK (EA) (REAR RECEIVER) | |
| 8 | 226222 | 1/4-28 x 1 1/2" G8 HEX C/S BLK | 2 |
| 9 | 262100-QU | 1/4 AN WASHER FLAT | 2 |
| 10 | 204110 | 1/4-28 NYLOCK NUT BLK ZN | 2 |
| 11 | 226208 | 5/16-18 x 2-3/4 BH C/S G8 BLK | 2 |
| 12 | 340135 | ARM REC PVT BRKT BUSHING | 2 |
| 13 | 561273 | 1/2 x 3/4 x .060 NYLON WASHER | 2 |
| 14 | 222193 | 5/16-18 x 2 1/4 FH SOC CS BLK | 2 |

| ITEM | NUMBER | DESCRIPTION | QTY |
|---------------|-------------------|---|-----|
| 15 | 550095, 550096 | ARM REC REAR BRKT P222 (EA) | 1 |
| 16 | 202117 | 5/16-18 NYLOCK NUT THICK BLK | 4 |
| 17 | 263100 | 5/16 AN WASHER FLAT | 4 |
| 18 | 550808, 550809 | D-PST ARM REC FWD PIN (EA) | 1 |
| 1-7 | 882474, 882475 | D-POST FRNT REC ASSM (EA) (FRONT ASSEMBLY) | |
| | 882470, 882471 | D-POST FLP REC ASSM (EA) (REAR ASSEMBLY) | |
| 1-6,18 | 882476, 882477 | D-POST REAR REC ASSM (EA) (G424) | |
| 1-10 | 881489, 881490 | D-PST ARM RCVR W/HDWR (EA) | |
| 11-17,19* | 881142, 881143 | D-PST REAR REC W/HDWR P222 (EA) | |
| 1-6, 11-18 | 882480, 882481 | G424 REAR REC ASSM W/HDWR (EA) | |

* FOR ITEM 19 REAR RECEIVER PARTS, ORDER ITEMS 1-7; FOR REAR RECEIVER ASSEMBLY, ORDER 881142, 881143.

DUAL-POST HEIGHT-ADJUSTABLE ARMREST RECEIVER (QUICKIE P190/P200)



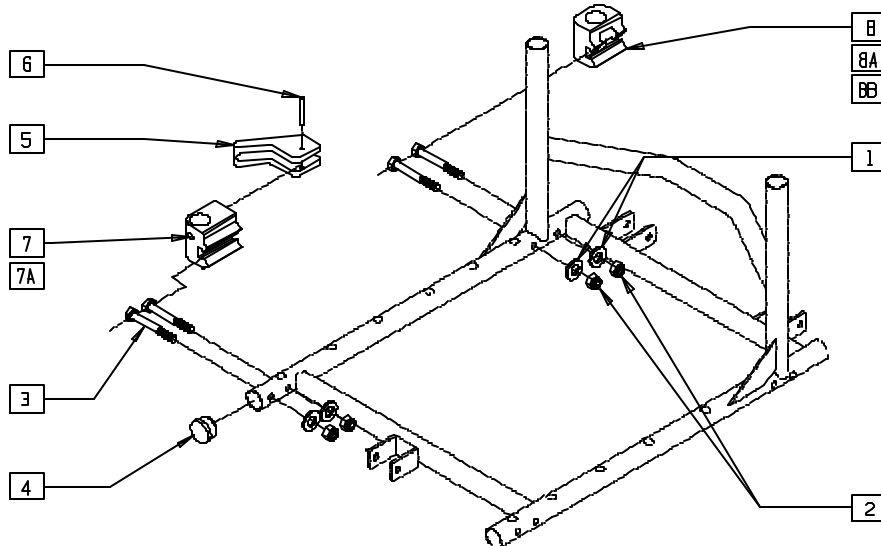
P200X29

| ITEM | NUMBER | DESCRIPTION | QTY |
|------|-----------|-----------------------------|-----|
| 1 | 341088 | 3/32 x 5/8 ROLL PIN | 1 |
| 2 | 561730 | RELEASE HNDL DUAL POST PLST | 1 |
| 3 | 500741 | ARMREST RECEIVER FRONT P2 R | 1 |
| 3A | 500740 | ARMREST RECEIVER FRONT P2 L | 1 |
| 4 | 221133 | 1/4-28 x 1 1/2 G8 HEX C/S | 2 |
| 5 | 262100-QU | 1/4 AN WASHER FLAT | 2 |
| 6 | 201110 | 1/4-28 NYLOCK NUT | 2 |

| ITEM | NUMBER | DESCRIPTION | QTY |
|------------|--------|--------------------------|-----|
| 7 | 500742 | REAR ARMREST RECEIVER P2 | 2 |
| 8 | 262110 | 1/4 AN WASHER FLAT THIN | 2 |
| 9 | 226125 | 1/4-28 x 1 1/8 BH C/S | 2 |
| 1-6 | 880432 | ARM REC FRONT R ASSM P2 | |
| 1,2,3A,4-6 | 880433 | ARM REC FRONT L ASSM P2 | |
| 7-9 | 880434 | ARM REC REAR ASSM P2 | |

DUAL-POST HEIGHT-ADJUSTABLE ARMREST RECEIVER (QUICKIE P300/P320)

(Discontinued - parts only) (Fits P300 prior to P3-10500)



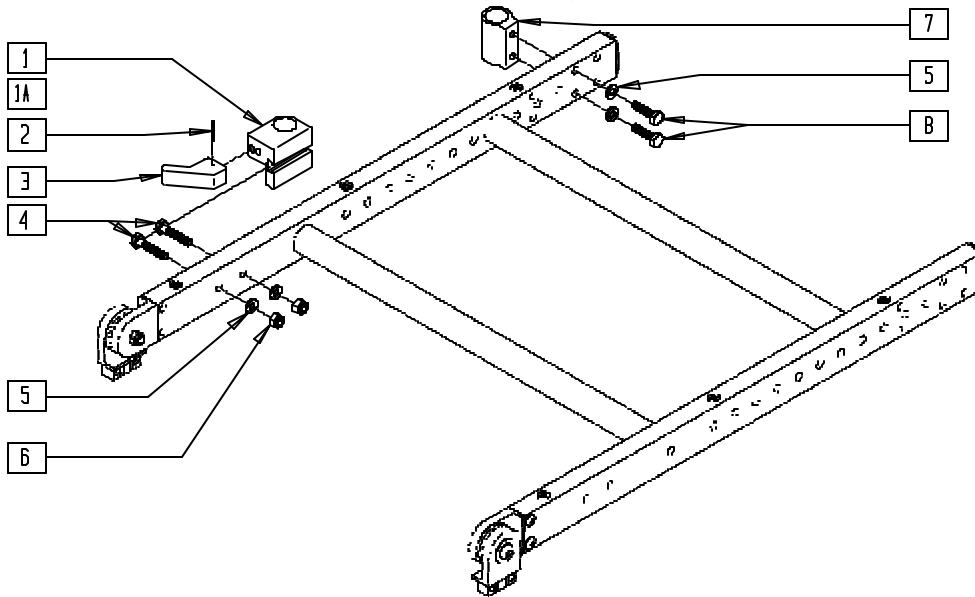
P300X07

| ITEM | NUMBER | DESCRIPTION | QTY |
|--------|--------|-------------------------------------|-----|
| 1-3,8 | 880454 | DUAL POST REC REAR STD | |
| 1-3,8A | 880455 | DUAL POST REC REAR R 17" DEPTH P300 | |
| 1-3,8B | 880456 | DUAL POST REC REAR L 17" DEPTH P300 | |

| ITEM | NUMBER | DESCRIPTION | QTY |
|--------|--------|-------------------------------------|-----|
| 1-7 | 880452 | DUAL POST REC FRONT R P3/L QTS ASSM | |
| 1-6,7A | 880453 | DUAL POST REC FRONT L P3/R QTS ASSM | |

DUAL-POST HEIGHT-ADJUSTABLE ARMREST RECEIVER (QUICKIE P300)

(Discontinued 6/30/00 - parts only) (Fits P300 beginning 11/15/95, serial number P3-10500)



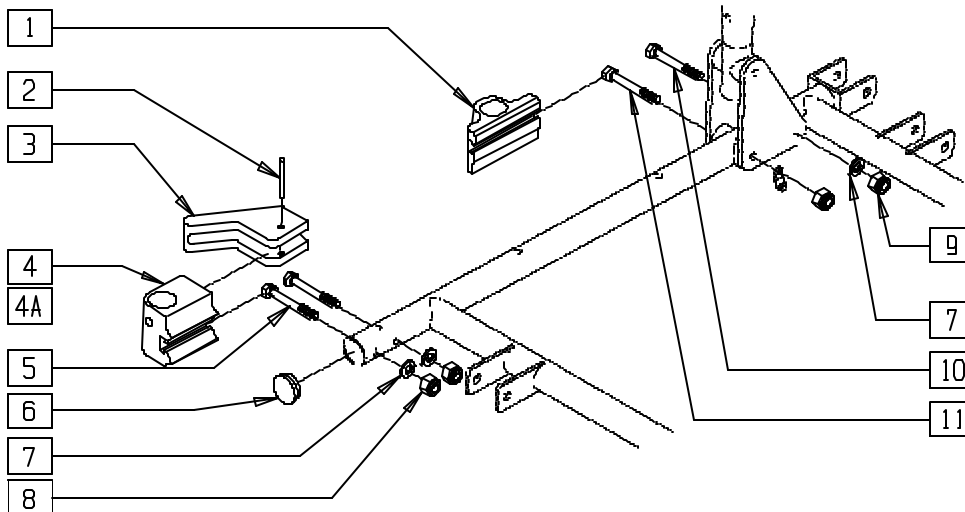
P300AX06

| ITEM | NUMBER | DESCRIPTION | QTY |
|------|-----------|-----------------------------|-----|
| 1 | 500741 | ARMREST RECEIVER FRONT P2 R | 1 |
| 1A | 500740 | ARMREST RECEIVER FRONT P2 L | 1 |
| 2 | 341088 | 3/32 x 5/8 ROLL PIN | 1 |
| 3 | 561730 | RELEASE HNDL DUAL POST PLST | 1 |
| 4 | 221133 | 1/4 x 1 1/2 G8 HEX C/S | 2 |
| 5 | 262100-QU | 1/4 AN WASHER FLAT | 2 |

| ITEM | NUMBER | DESCRIPTION | QTY |
|--------|--------|--------------------------|-----|
| 6 | 201110 | 1/4-28 NYLOCK NUT | 2 |
| 7 | 500742 | REAR ARMREST RECEIVER P2 | 2 |
| 8 | 226125 | 1/4-28 x 1 1/8 BH C/S | 2 |
| 1-6 | 880432 | ARM REC FRONT R ASSM P2 | |
| 1A,2-6 | 880433 | ARM REC FRONT L ASSM P2 | |
| 5,7,8 | 880434 | ARM REC REAR ASSM P2 | |

DUAL-POST HEIGHT-ADJUSTABLE ARMREST RECEIVER (QUICKIE P300 MANUAL RECLINE)

(Discontinued 6/30/00 - parts only)

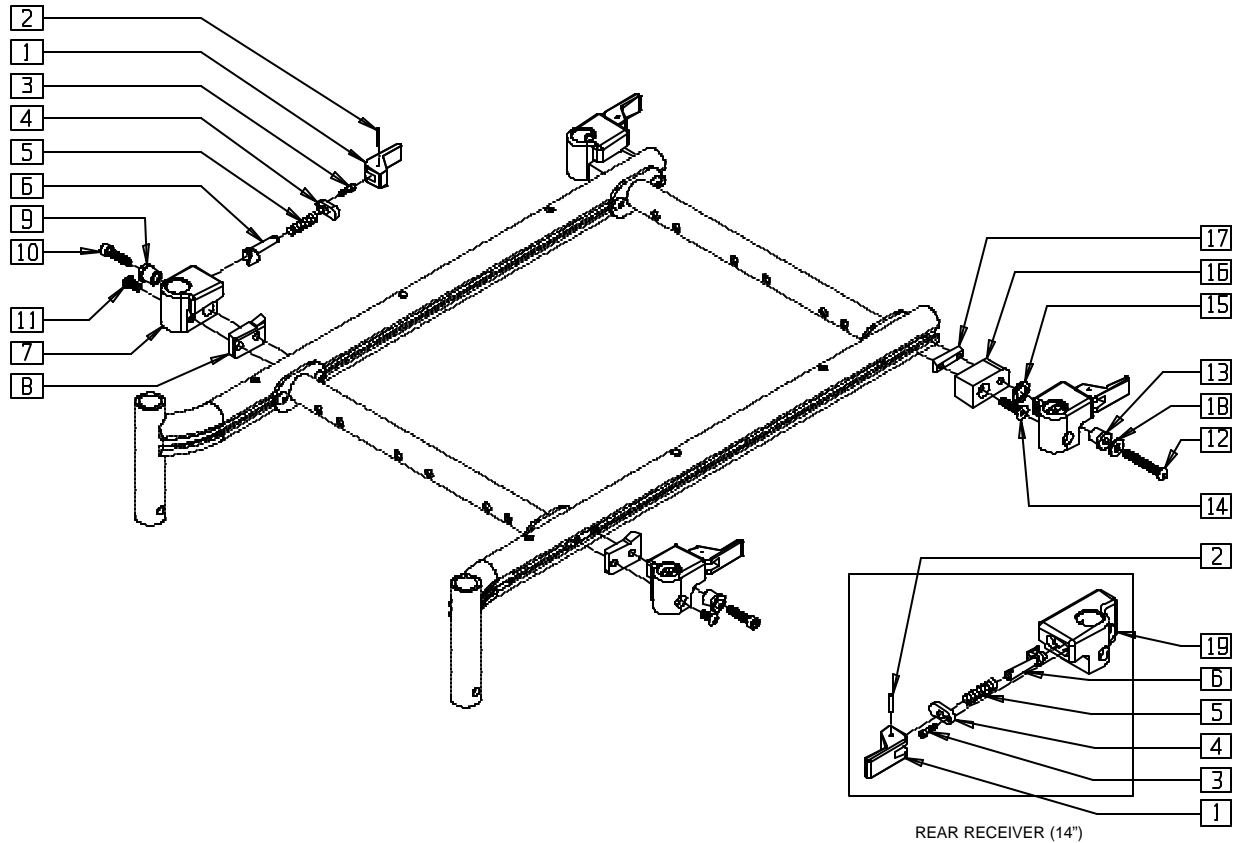


P300X54

| ITEM | NUMBER | DESCRIPTION | QTY |
|------|-----------|---------------------------|-----|
| 5 | 221133 | 1/4-28 x 1 1/2 G8 HEX C/S | 2 |
| 7 | 262100-QU | 1/4 AN WASHER FLAT | 2 |
| 8 | 201110 | 1/4-28 NYLOCK NUT | 2 |
| 9 | 201100 | 1/4-28 NYLOCK NUT THIN | 2 |
| 10 | 226152 | 1/4-20 x 2 BH C/S | 1 |
| 11 | 221191 | 1/4-28 x 2 1/4 G8 HEX C/S | 1 |

| ITEM | NUMBER | DESCRIPTION | QTY |
|------------|--------|-------------------------------------|-----|
| 2-8 | 880452 | DUAL POST REC FRONT R P3/L QTS ASSM | |
| 2,3,4A,5-8 | 880453 | DUAL POST REC FRONT L P3/R QTS ASSM | |
| 1,7,9-11 | 880457 | ARM REC REAR P3 MAN RCLNR ASSM | |

DUAL-POST HEIGHT-ADJUSTABLE ARMREST RECEIVER (QUICKIE S-626)

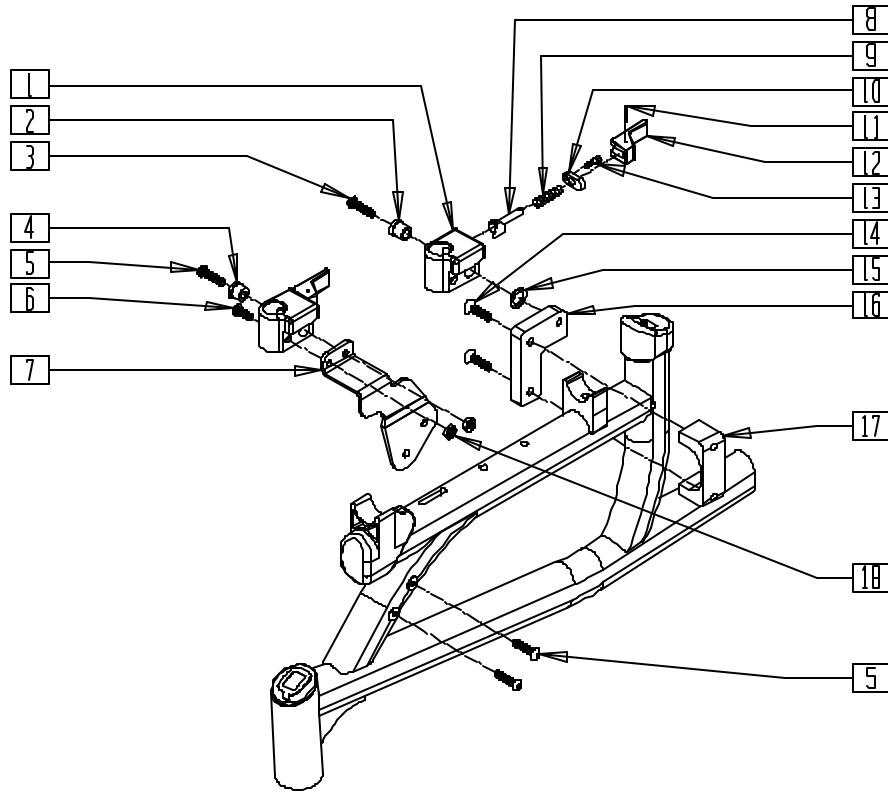


S626X29C

| ITEM | NUMBER | DESCRIPTION | QTY |
|------|-------------------|--------------------------------|-----|
| 1 | 561109 | ARMREST LEVER FLIP-BACK HT ADJ | 4 |
| 2 | 341088 | 3/32 x 5/8 ROLL PIN | 4 |
| 3 | 220114-OU | 6-32 x 1/2 SOC C/S BLK | 4 |
| 4 | 505672 | RECEIVER PIN RETENTION PLATE | 4 |
| 5 | 321010 | COMPRESSION SPRING | 4 |
| 6 | 540216 | RELEASE PIN ASSEMBLY | 4 |
| 7 | 550805, 550806 | D-PST ARM REC FLIP BCK (EA) | 2 |
| 8 | 581255, 581256 | REC ADAPTER PLATE OVAL (EA) | 1 |
| 9 | 340137 | REC LOCK DOWN COLLAR .257 | 2 |
| 10 | 226298 | 1/4-28 X 1 SOC C/S BLK W/PATCH | 2 |
| 11 | 226313 | 1/4-28 X .63 BH C/S W/PATCH | 2 |
| 12 | 226315 | 1/4-28 X 1.63 BH C/S W/PATCH | 2 |
| 13 | 481159 | BUSHING STEEL .257 ID | 2 |
| 14 | 226314 | 1/4-28 X 1 FH C/S W/PATCH | 2 |

| ITEM | NUMBER | DESCRIPTION | QTY |
|---------------|-------------------|---------------------------------|-----|
| 15 | 561273 | 1/2 x 3/4 x .060 NYLON WASHER | 2 |
| 16 | 550782, 550783 | REC BRKT S626 (EA) | 1 |
| 17 | 481418 | 1/4-28 CHANNEL NUT .80" SP | 4 |
| 18 | 262100-OU | 1/4 AN WASHER FLAT | 2 |
| 19 | 550808, 550809 | D-PST ARM REC FWD PIN (EA) | 1 |
| 1-7 | 882470, 882471 | D-POST FLP REC ASSM (EA) | |
| 1-7, 12-18 | 881476, 881477 | D-POST REAR REC W/HDWR S626(EA) | |
| 1-11,17 | 888245, 888246 | D-PST REC FRNT W/HDWR S626(EA) | |
| 1-6,19 | 882476, 882477 | D-POST REAR REC ASSM (14") (EA) | |

DUAL-POST HEIGHT-ADJUSTABLE ARMREST RECEIVER (QUICKIE V-521)

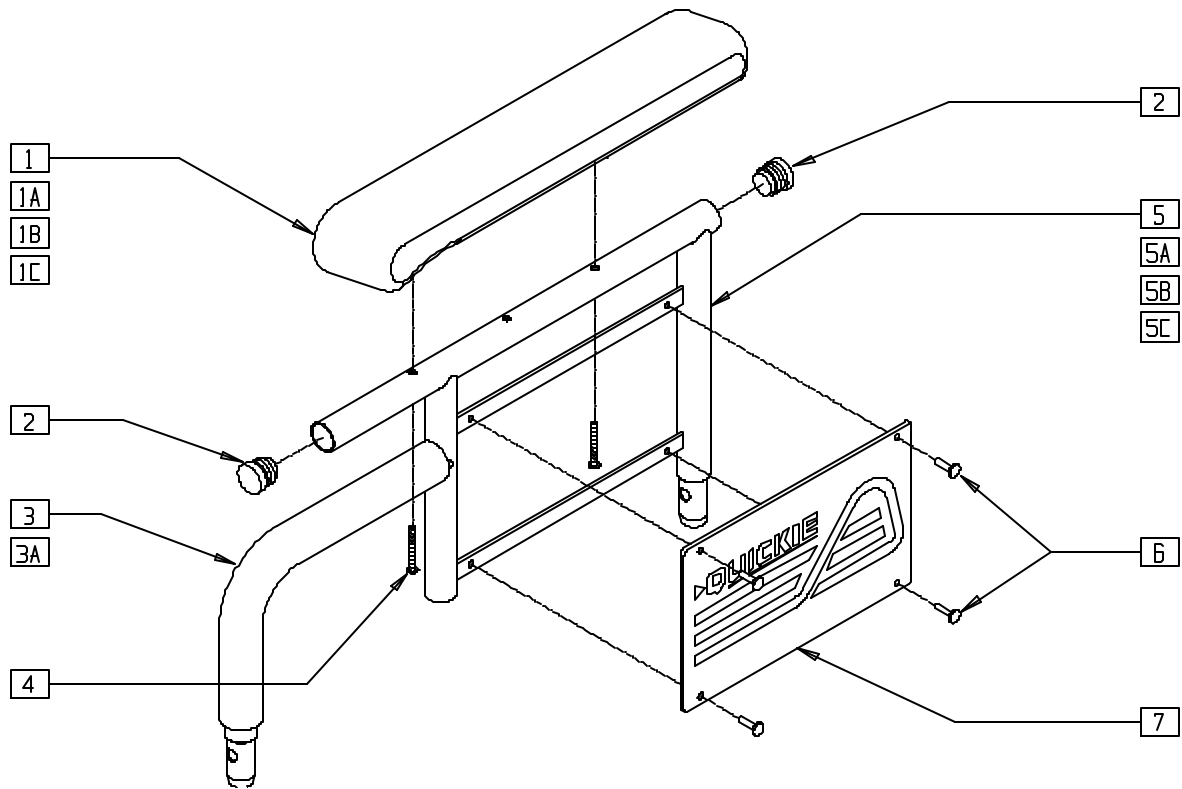


V521X07B

| ITEM | NUMBER | DESCRIPTION | QTY |
|------|-------------------|----------------------------------|-----|
| 1 | 550805, 550806 | D-PST ARM REC FLIP BCK (EA) | 2 |
| 2 | 340135 | ARM REC PVT BRKT BUSHING | 2 |
| 3 | 226181 | 5/16-18 x 1 BH C/S BLK | 2 |
| 4 | 340137 | REC LOCK DOWN COLLAR .257 | 2 |
| 5 | 227110 | 1/4-28 x 1 BH C/S BLK ZN | 6 |
| 6 | 226090 | 1/4-28 x 5/8 BH C/S | 2 |
| 7 | 500890, 500891 | CLMP MNT D-POST ARMREST HVY (EA) | 1 |
| 8 | 540216 | RELEASE PIN ASSEMBLY | 4 |
| 9 | 321010 | COMPRESSION SPRING | 4 |
| 10 | 505672 | RECEIVER PIN RETENTION PLATE | 4 |
| 11 | 341088 | 3/32 x 5/8 ROLL PIN | 4 |
| 12 | 561109 | ARMREST LEVER FLIP-BACK HT ADJ | 4 |
| 13 | 220114-QU | 6-32 x 1/2 SOC C/S BLK | 4 |
| 14 | 226259 | 1/4-28 x 1 FLAT HD C/S BLK | 4 |
| 15 | 561273 | 1/2 x 3/4 x .060 NYLON WASHER | 2 |

| ITEM | NUMBER | DESCRIPTION | QTY |
|--------------------|-------------------|--|-----|
| 16 | 500789, 500790 | MT D-PST ARM RCVR PLT 14-16 DEEP (EA) | 1 |
| | 500893, 500894 | MT D-PST ARM RCVR PLT 18 DEEP (EA) | |
| 17 | 550504 | CLAMP DUAL-POST ARMREST REAR | 2 |
| 18 | 204110 | 1/4-28 NYLOCK NUT BLK ZN | 4 |
| 1,4-13,18 | 881348, 881349 | D-PST ARM REC FRNT V521 (EA) (FRONT ASSEMBLY) | |
| 1,8-13 | 882470, 882471 | D-PST ARM REC FRNT V521 (EA) (REAR ASSEMBLY) | |
| 1-3,8-13, 15,16 | 881464, 881465 | FLP BCK RCVR REAR V521 14-16 (EA) | |
| | 881468, 881469 | FLP BCK RCVR REAR V521 18 (EA) | |
| 1-13, 18 | 888249, 888250 | D-PST REC FRNT W/HDWR V521 (EA) | |

FIXED DUAL-POST ARMREST (QUICKIE G-424/S-525/S-626/V-521)

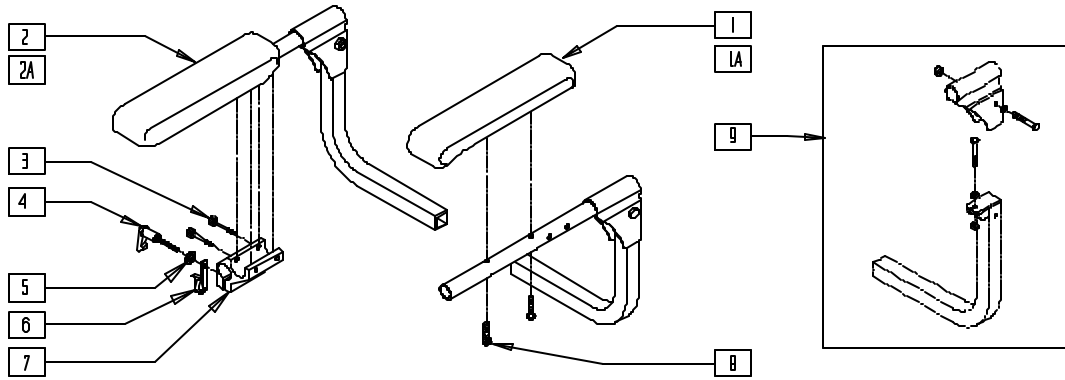


S6260X08

| ITEM | NUMBER | DESCRIPTION | QTY |
|------|-------------------|----------------------------------|-----|
| 1 | 561280, 561281 | ARMREST PAD 10" W/F (EA) | 1 |
| 1A | 561284, 561285 | ARMREST PAD FULL W/F (EA) | 1 |
| 1B | 561024 | ARMREST PAD 10" DESK (EA) | 1 |
| 1C | 561031 | ARMREST PAD 14" FULL (EA) | 1 |
| 2 | 560735 | 7/8" ROUND TUBE PLUG | 2 |
| 3 | 560514 | FOAM 8" x .840 TUBE | 1 |
| 3A | 560614 | 11" x .840 FOAM TUBE | 1 |
| 4 | 226038 | 10-32 x 1 3/8 BH C/S BLK | 2 |
| 5 | 540124 | FIXED HT SHT ARM DESK PAD PWR | 1 |
| 5A | 540125 | FIXED HT SHT ARM FULL PAD PWR | 1 |
| 5B | 540126 | FIXED HT LONG ARM DESK PAD PWR | 1 |
| 5C | 540127 | FIXED HT LONG ARM FULL PAD PWR | 1 |
| 6 | 240155 | RIVET 3/16 x 3/8 TUBULAR ALUM | 4 |
| 7 | 562744, 562745 | ARMREST PANEL QUICKIE FIXED (EA) | 1 |

| ITEM | NUMBER | DESCRIPTION | QTY |
|----------------------|-------------------|--|-----|
| 1-7 | 881730, 881731 | DUAL POST ARM SHT W/DESK W/F PAD (EA) | |
| 1A,2-4, 5A,6,7 | 881732, 881733 | DUAL POST ARM SHT W/FULL W/F PAD (EA) | |
| 1B,2,3A, 4,5B,6,7 | 881734, 881735 | DUAL POST ARM LNG W/DESK W/F PAD (EA) | |
| 1A,2-4, 5C,6,7 | 881736, 881737 | DUAL POST ARM LNG W/FULL W/F PAD (EA) | |
| 1B,2-7 | 881580, 881581 | DUAL POST ARM SHT W/DSK PWR (EA) | |
| 1C,2-4 5A,6,7 | 881582, 881583 | DUAL POST ARM SHT W/FL PWR (EA) | |
| 1B,2-4, 5B,6,7 | 881584, 881585 | DUAL POST ARM LNG W/DSK PWR (EA) | |
| 1C,2-4, 5C,6,7 | 881586, 881587 | DUAL POST ARM LNG W/FL PWR (EA) | |

FLIP-BACK ARMREST (FOR CONTOUR AND HIGH-BACK CONTOUR SEATS) (QUICKIE G-424/S-525)

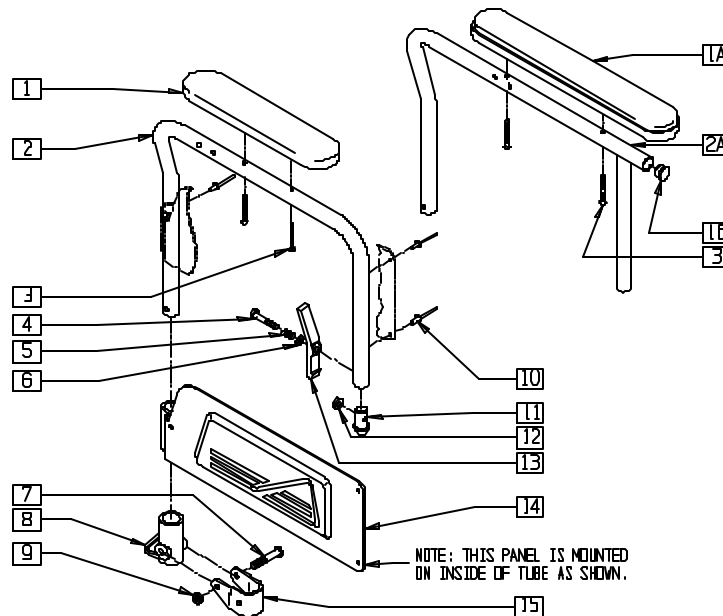


G4240X17

| ITEM | NUMBER | DESCRIPTION | QTY |
|------|--------|-------------------------------|-----|
| 1 | 561282 | ARMREST PAD 12" L P/G | 1 |
| 1A | 561283 | ARMREST PAD 12" R P/G | 1 |
| 2 | 882340 | ARMREST ONLY G424 R | 1 |
| 2A | 882341 | ARMREST ONLY G424 L | 1 |
| 3 | 226037 | 10-32 x 1 3/8 SOC C/S BLK | 2 |
| 4 | 349024 | HNDL 10-32 x 3/4 C/A P1/P3/P5 | 1 |
| 5 | 261204 | # 10 AN WASHER .063 | 1 |

| ITEM | NUMBER | DESCRIPTION | QTY |
|--------|--------|--------------------------------|-----|
| 6 | 560268 | QUICK RELEASE CLIP | 1 |
| 7 | 501750 | CONTROL ARM CLAMP | 1 |
| 8 | 226038 | 10-32 x 1 3/8 BH C/S BLK | 2 |
| 9 | 920007 | ARMRST HDWR KT CNTR/HGBCK SEAT | 1 |
| 3-7 | 920713 | CNTRL ARM CLAMP ASSM | |
| 1A,2,3 | 882280 | ARMRST R W/PD CNTR/HIGHBACK | |
| | 882281 | ARMRST L W/PAD CNTR/HIGHBACK | |

FLIP-BACK ARMREST (QUICKIE V-121[P120])



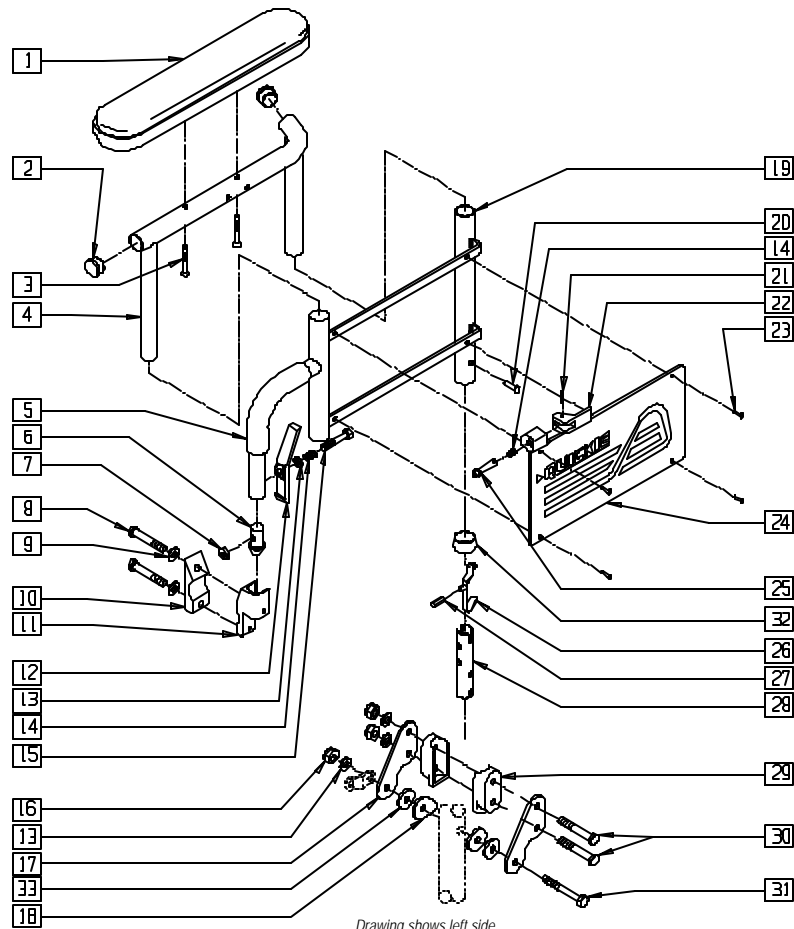
P9000X27

| ITEM | NUMBER | DESCRIPTION | QTY |
|------|-------------------|-----------------------------|-----|
| 1 | 561024 | ARMREST PAD 10" DESK | 1 |
| 1A | 561031 | ARMREST PAD 14" FULL | 1 |
| 2 | 524018, 524019 | ARMREST TUBE P120 (EA) | 1 |
| 2A | 524020, 524021 | ARMREST TUBE FULL P120 (EA) | 1 |
| 3 | 226030 | 10-32 x 1 1/4 BH C/S BLK | 2 |
| 4 | 221124 | 1/4-28 x 1 1/4 G8 HEX C/S | 1 |
| 5 | 321141 | .650L x 6 COIL SPRING | 1 |
| 6 | 262100-QU | 1/4 AN WASHER FLAT | 1 |
| 7 | 226140 | 1/4-28 x 1 3/4 BH C/S | 1 |
| 8 | 561080 | ARM RECEIVER BR | 1 |
| 9 | 201110 | 1/4-28 NYLOCK NUT | 1 |
| 10 | 240116 | RIVET POP AD64ABS BLK | 3 |

| ITEM | NUMBER | DESCRIPTION | QTY |
|-----------------------|-------------------|---------------------------------------|-----|
| 11 | 561065 | ARMREST DOME PLUG BR | 1 |
| 12 | 201100 | 1/4-28 NYLOCK NUT THIN | 1 |
| 13 | 561067 | ARM LATCH LEVER | 1 |
| 14 | 562736, 562737 | ARMREST PANEL GENERIC (EA) | 1 |
| 15 | 505151 | ARMREST PIVOT BRACKET BR | 1 |
| 16 | 560761 | 3/4" INSERT PLUG .049 (18GA) | 1 |
| 7-9,15 | 880429 | F-BCK REC W/BRKT P120 | |
| 1-6, 10-14 | 881120, 881121 | FLP-BCK ARMREST ASSM DSK P120 (EA) | |
| 1-15 | 920576 | FLP-BCK ARM ASSM DESK PNTD P120 | |
| 1A,2A,3-6 10-14,16 | 881122, 881123 | F-BCK ARMREST ASSM FULL P120 (EA) | |
| 1A,2-16 | 920575 | F-BCK ARM ASSM FULL PNTD P120 (PR) | |

FLIP-BACK HEIGHT-ADJUSTABLE ARMREST (QUICKIE P110)

(Discontinued 6/30/00 - parts only)



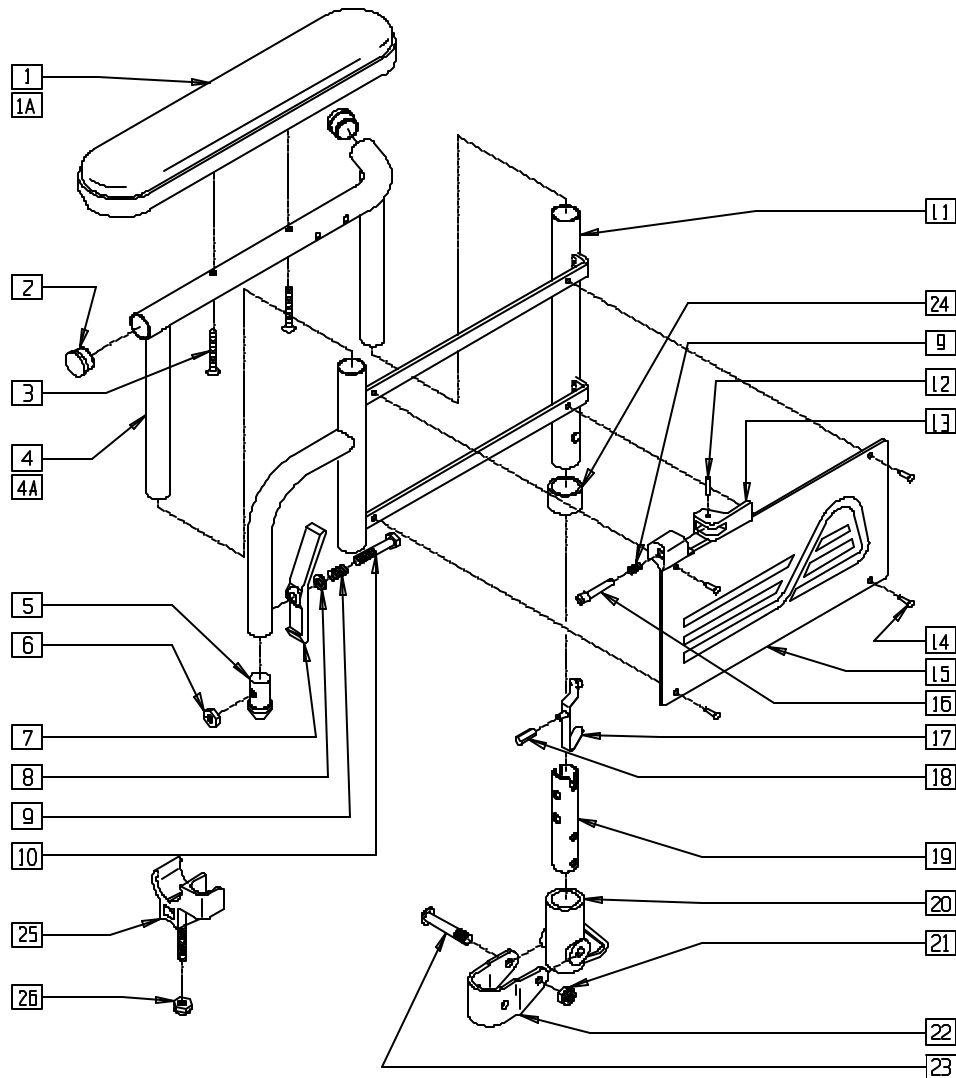
Drawing shows left side

P110X24

| ITEM | NUMBER | DESCRIPTION | QTY |
|------|-------------------|-----------------------------------|-----|
| 1 | 561024 | ARMREST PAD 10" DESK | 1 |
| | 561031 | ARMREST PAD 14" FULL | |
| | 560735 | 7/8" ROUND TUBE PLUG | 2 |
| 2 | 226038 | 10-32 x 1 3/8 BH C/S BLK | 2 |
| 4 | 521834, | FLIP-BCK HT ADJ PWR ARM DSK (EA) | 1 |
| | 521835 | | |
| | 521836, | FLIP-BCK HT ADJ PWR ARM FULL (EA) | |
| | 521837 | | |
| 5 | 560610 | 5" x .705 x .125 FOAM TUBE | 1 |
| 6 | 561065 | ARMREST DOME PLUG BR | 1 |
| 7 | 201100 | 1/4-28 NYLOCK NUT THIN | 1 |
| 8 | 221127 | 1/4-28 x 1 3/8 HEX C/S | 2 |
| 9 | 262100-OU | 1/4 AN WASHER FLAT | 2 |
| 10 | 550256 | CLAMP ADJ FL STD | 1 |
| 11 | 550102, 550103 | FRONT ARM RECEIVER (EA) | 1 |
| 12 | 561067 | ARM LATCH LEVER | 1 |
| 13 | 262100-OU | 1/4 AN WASHER FLAT | 4 |
| 14 | 321141 | .650L x 6 COIL SPRING | 2 |
| 15 | 221124 | 1/4-28 x 1 1/4 G8 HEX C/S | 1 |
| 16 | 201110 | 1/4-28 NYLOCK NUT | 3 |
| 17 | 505158 | ARMREST PIVOT PLATE W/NOTCH | 2 |
| 18 | 561086 | 1" HALF SADDLE 1/4" HOLE | 2 |
| 21 | 341088 | 3/32 x 5/8 ROLL PIN | 1 |
| 22 | 561109 | ARMREST LEVER FLIP-BCK HT ADJ | 1 |
| 24 | 562738, 562739 | ARMRST PNL F-BACK HT ADJ Q2 (EA) | 1 |
| 25 | 341132 | ARMREST PIN W/SHOULDER | 1 |
| 26 | 301117 | SNAP BUTTON OPPOSING THRD | 1 |

| ITEM | NUMBER | DESCRIPTION | QTY |
|------------------------|-------------------|--|-----|
| 27 | 560708 | FLIP-BACK BUTTON PLST Q2 | 1 |
| 28 | 540255 | FLIP-BACK HT ADJ ARM REC POST | 1 |
| 29 | 562613 | 3/4" DOUBLE SADDLE CLOSED | 2 |
| 30 | 221192 | 1/4-28 x 2 G8 HEX C/S | 2 |
| 31 | 221191 | 1/4-28 x 2 1/4 G8 HEX C/S | 1 |
| 32 | 563065 | 3/4" ANTI-RATTLE | 1 |
| 33 | 561016 | 1" WASHER 5/16" HOLE | 2 |
| 8-11 | 880106, 880107 | FLP-BCK FRNT REC W/CLMP (EA) | |
| 19,24 | 880306, 880307 | FLIP-BACK HT ADJ LOWER ARM W/PANEL (EA) | |
| 26-28 | 880261 | REC POST W/BUTTON | |
| 13,16-18, 25-31 | 880381 | FLIP-BACK HT ADJ REAR REC W/POST | |
| 1-4 | 880390, 880391 | FLIP-BACK HT ADJ UPPER ARM DSK PWR (EA) | |
| | 880392, 880393 | F-BCK HT ADJ UPR ARM PWR FL (EA) | |
| | | | |
| 5-7,12-15, 19-25,32 | 880288, 880289 | FLIP-BACK HT ADJ LWR ARM ASSM (EA) | |
| 1-7,12-15, 19-25,32 | 880404, 880405 | FLIP-BCK HT ADJ ARM DSK PWR (EA) | |
| | 880406, 880407 | F-BCK HT ADJ ARM ASSM FL PWR (EA) | |
| | | | |
| 1-32 | 923222 | FLIP-BACK HT ADJ DSK ARM PWR RETRO(PR) | |
| | 923223 | FLIP-BACK HT ADJ FL ARM PWR RETRO(PR) | |

FLIP-BACK HEIGHT-ADJUSTABLE ARMREST (QUICKIE V-121[P120])



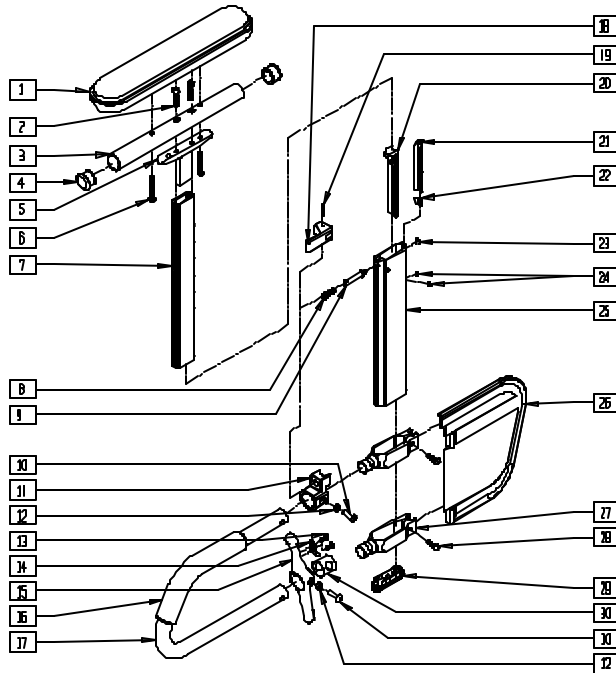
P9000X26

| ITEM | NUMBER | DESCRIPTION | QTY |
|------|-------------------|--------------------------------------|-----|
| 1 | 561024 | ARMREST PAD 10" DESK | 1 |
| 1A | 561031 | ARMREST PAD 14" FULL | 1 |
| 2 | 560735 | 7/8" ROUND TUBE PLUG | 2 |
| 3 | 226038 | 10-32 x 1 3/8 BH C/S BLK | 2 |
| 4 | 521834, 521835 | FLP-BCK HT ADJ PWR ARM DESK (EA) | 1 |
| 4A | 521836, 521837 | FLP-BCK HT ADJ PWR ARM FULL (EA) | 1 |
| 5 | 561065 | ARMREST DOME PLUG BR | 1 |
| 6 | 201100 | 1/4-28 NYLOCK NUT THIN | 1 |
| 7 | 561067 | ARM LATCH LEVER | 1 |
| 8 | 262100-QU | 1/4 AN WASHER FLAT | 1 |
| 9 | 321141 | .650L x 6 COIL SPRING | 2 |
| 10 | 221124 | 1/4-28 x 1 1/4 G8 HEX C/S | 1 |
| 12 | 341088 | 3/32 x 5/8 ROLL PIN | 1 |
| 13 | 561109 | ARMREST LEVER FLIP-BCK HT ADJ | 1 |
| 15 | 562746, 562747 | ARMRST PNL GNRC F-BCK HT ADJ (EA) | 1 |
| 16 | 481057 | ADJ QUAD RECEIVER PIN | 1 |
| 17 | 301117 | SNAP BUTTON OPPOSING THRD | 1 |
| 18 | 560709 | FLIP-BACK BUTTON PLST BR/LXI | 1 |
| 19 | 540255 | FLIP-BACK HT ADJ ARM REC POST | 1 |
| 20 | 561080 | ARM RECEIVER BR | 1 |

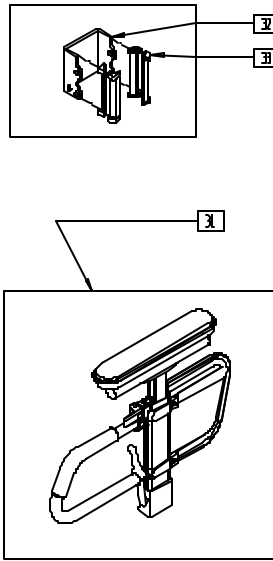
| ITEM | NUMBER | DESCRIPTION | QTY |
|-----------------------|-------------------|--------------------------------------|-----|
| 21 | 201110 | 1/4-28 NYLOCK NUT | 1 |
| 22 | 505151 | ARMREST PIVOT BRACKET BR | 1 |
| 23 | 226140 | 1/4-28 x 1 3/4 BH C/S | 1 |
| 24 | 563065 | 3/4" ANTI-RATTLE | 1 |
| 25 | 561080 | ARM RECEIVER BR | 1 |
| 26 | 201110 | 1/4-28 NYLOCK NUT | 1 |
| 17-19 | 880266 | REC POST W/BUTTON BR/LXI | |
| 20-32 | 880429 | F-BCK HT ADJ REC W/BRKT P120 | |
| 25,26 | 880383 | ARM SADDLES W/HWDR | |
| 5-16,24 | 880090, 880091 | F-BCK HT ADJ LWR ASSM P120 (EA) | |
| 1-19,24 | 881124, 881125 | F-BCK HT ADJ ARM W/DSK P120 | |
| 1A,2,3,4A, 6-19,24 | 881126, 881127 | F-BCK HT ADJ ARM W/FL P120 | |
| 1-24 | 920577 | FLIP-BCK HT ADJ ARM W/DSK P120 | |
| 1A,2,3, 4A,5-24 | 920578 | FLIP-BCK HT ADJ ARM W/FL P120 | |
| 1-4 | 880390, 880391 | F-BCK HT ADJ UPR ARM DSK PWR (EA) | |
| 1A,2,3,4A | 880392, 880393 | F-BCK HT ADJ UPR ARM PWR FL (EA) | |

HEIGHT-ADJUSTABLE ARMREST (QUICKIE P110/P190/P200/P300/P320/V100[P100]/Z500[ZIPPIE P500])

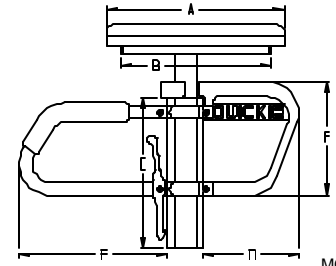
(Effective 9/99)



Drawing shows left side



MEASURING GUIDE



MGUIDE13

| | ADULT | | KIDZ | | PED | |
|---|--------|---------|--------|---------|--------|---------|
| | STD | FULL | STD | FULL | STD | FULL |
| A | 10" | 14" | 10" | 14" | 10" | 14" |
| B | 8 7/8" | 12 3/8" | 8 7/8" | 12 3/8" | 8 7/8" | 12 3/8" |
| C | 8 7/8" | | 8 7/8" | | 7 1/4" | |
| D | 7 3/4" | | 6 1/4" | | 6 1/4" | |
| E | 8 5/8" | | 6 3/4" | | 6 3/4" | |
| F | 6 5/8" | | 5 1/5" | | 5 1/8" | |

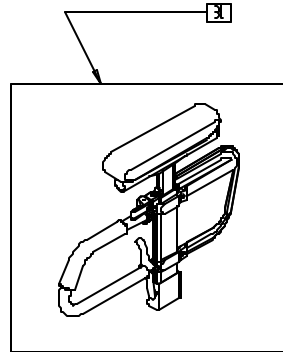
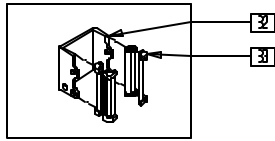
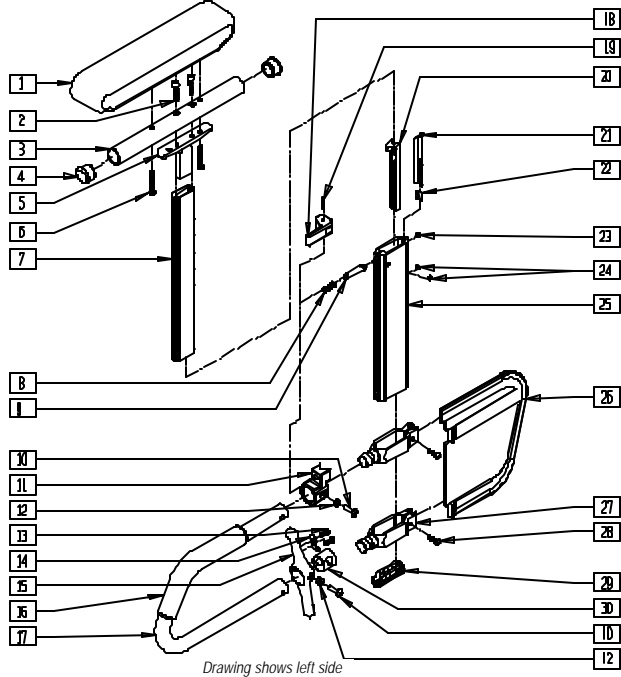
ARMX013D

| ITEM | NUMBER | DESCRIPTION | QTY |
|------|---------------|--------------------------------|-----|
| 1 | 561024 | ARMREST PAD 10" DESK | 1 |
| | 561031 | ARMREST PAD 14" FULL | |
| 2 | 226031 | 10-32 x 1 1/4 SOC C/S BLK | 2 |
| 3 | 521812 | HT-ADJ PAD TUBE 10" DESK PWR | 1 |
| | 521813 | HT-ADJ PAD TUBE 14" FULL PWR | |
| 4 | 560735 | 7/8" ROUND TUBE PLUG | 2 |
| 5 | 505084 | HT ADJ ARMREST GUSSET | 1 |
| 6 | 226038 | 10-32 x 1 3/8 BH C/S BLK | 2 |
| | 226032 | 10-32 x 1 1/2 BH C/S BLK | |
| 7 | 550481 | HT ADJ ARM INNER TUBE | 1 |
| | 550478 | HT ADJ ARM INNER TUBE PED | |
| 8 | 321107 | RELEASE PIN SPRING | 1 |
| 9 | 481258 | UPPER ARM RELEASE PIN | 1 |
| 10 | 226056 | 10-32 x 1/2 BH C/S BLK W/PATCH | 4 |
| 11 | 560266 | UPPER RELEASE PIN HOUSING | 1 |
| 12 | 481257 | RECEIVER RELEASE LEVER BUSHING | 4 |
| 13 | 281045 | #6 x 1/4 PAN PHIL S/M/S | 2 |
| 14 | 321721 | LEVER RETURN SPRING | 1 |
| 15 | 501551-501553 | RECEIVER RELEASE LEVER | 1 |
| 16 | 560610 | 5" x .705 x .125 FOAM TUBE | 1 |
| | 560627 | 7-1/2" x .705 x .125 FOAM TUBE | |
| 17 | 521820 | HT ADJ TRANSFER TUBE STD | 1 |
| | 521821 | HT ADJ TRANSFER TUBE KIDS | |
| 18 | 561109 | ARMREST LEVER FLIP-BACK HT ADJ | 1 |
| 19 | 341088 | 3/32 x 5/8 ROLL PIN | 1 |
| 20 | 561132 | HT ADJ ARM FRONT LINER | 1 |
| 21 | 561133 | HT ADJ ARM REAR LINER | 1 |
| 22 | 321151 | HT ADJ LINER SPRING | 1 |
| 23 | 330092 | #4 x 5/32 STICK SCREW | 1 |
| 24 | 225098 | 10-32 x 1/8 SET SCR W/PATCH B | 2 |

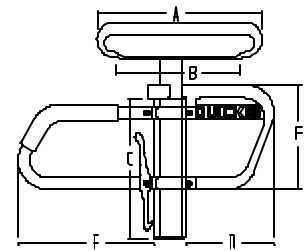
| ITEM | NUMBER | DESCRIPTION | QTY |
|--------------------|----------------|------------------------------------|-----|
| 25 | 550480 | HT ADJ ARM OUTER TUBE | 1 |
| | 550479 | HT ADJ ARM OUTER TUBE PED | |
| 26 | 561140 | HT ADJ SKIRT GUARD STD | 1 |
| | 561141 | HT ADJ SKIRT GUARD KIDS | |
| 27 | 550482 | HT ADJ SKIRT CLAMP | 2 |
| 28 | 226020 | 10-32 x 5/8 BH C/S BLK | 2 |
| 29 | 561135 | HT ADJ ARM BOTTOM PLUG | 1 |
| 30 | 562825 | RELEASE LEVER INNER SLEEVE | 1 |
| 1-7 | 880174-880177 | HT ADJ UPPR ARM PED PWR DESK (EA) | 1 |
| | 880192, 880198 | HT-ADJ UPPR ARM ASSM PWR DESK (EA) | |
| | 880193, 880199 | HT-ADJ UPPR ARM ASSM PWR FL (EA) | |
| | 880193, 880199 | HT-ADJ UPPR ARM ASSM PWR FL (EA) | |
| 8,9,11, 18,19 | 888003, 888004 | HT ADJ UPPER ARM REL ASSM (EA) | 1 |
| 13-15 | 888000-888002 | HT ADJ REC REL LEVER ASSM | 1 |
| 8-30 | 882080-882085 | HT ADJ LOWER DC ARM ASSM (EA) | 1 |
| 1-30 | 880210-880229 | HT-ADJ W/DSK ARM PAD PWR (EA) | 1 |
| | 900611-900624 | HT ADJ ASSM PED W/DSK ARM (PR) | |
| 31 | 900625-900690 | HT ADJ ASSM W/REC AND CLMP (PR) | 1 |
| 8-15, 29,30, 32,33 | 888800-888805 | HT ADJ ARM UPGRD KIT (EA) | 1 |
| | 921900-921902 | HT ADJ SNGL PST UPGRAD KIT (PR) | |

HEIGHT-ADJUSTABLE ARMREST (QUICKIE G-424/P-222/S-525/S-626/V-521)

(Effective 9/99)



MEASURING GUIDE



GUIDE13A

| | ADULT | |
|---|---------|---------|
| | STD | FULL |
| A | 10 1/2" | 14 1/2" |
| B | 8 7/8" | 12 3/8" |
| C | 8 7/8" | |
| D | 7 3/4" | |
| E | 8 5/8" | |
| F | 6 5/8" | |

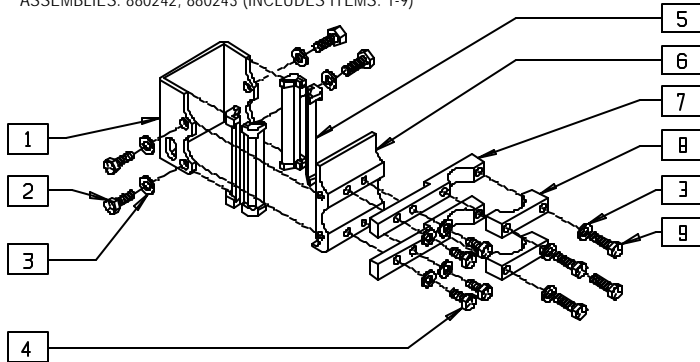
S525X17A

| ITEM | NUMBER | DESCRIPTION | QTY |
|------|-------------------|-----------------------------------|-----|
| 1 | 561280 | ARMREST PAD 10" L W/F | 1 |
| | 561281 | ARMREST PAD 10" R W/F | |
| | 561284 | ARMREST PAD 14" L W/F | |
| | 561285 | ARMREST PAD 14" R W/F | |
| | 561024 | ARMREST PAD 10" DESK | |
| | 561031 | ARMREST PAD 14" FULL | |
| 2 | 226031 | 10-32 x 1 1/4 SOC C/S BLK | 2 |
| 3 | 521812 | HT ADJ PAD TUBE 10" DESK PWR | 1 |
| | 521813 | HT ADJ PAD TUBE 14" DESK PWR | |
| 4 | 560735 | 7/8" ROUND TUBE PLUG | 2 |
| 5 | 505084 | HT ADJ ARMREST GUSSET | 1 |
| 6 | 226038 | 10-32 x 1 3/8 BH C/S BLK | 2 |
| 7 | 550481 | HT ADJ ARM INNER TUBE | 1 |
| 8 | 321107 | RELEASE PIN SPRING | 1 |
| 9 | 481258 | UPPER ARM RELEASE PIN | 1 |
| 10 | 226056 | 10-32 x 1/2 BH C/S BLK W/PATCH | 4 |
| 11 | 560266 | UPPER RELEASE PIN HOUSING | 1 |
| 12 | 481257 | RECEIVER RELEASE LEVER BUSHING | 4 |
| 13 | 281045 | #6 x 1/4 PAN PHIL S/M/S | 2 |
| 14 | 321721 | LEVER RETURN SPRING | 1 |
| 15 | 501551- 501553 | RECEIVER RELEASE LEVER | 1 |
| 16 | 560610 | 5" x .705 x .125 FOAM TUBE | 1 |
| | 560627 | 7-1/2" x .705 x .125 FOAM TUBE | |
| 17 | 521820 | HT ADJ TRANSFER TUBE STD | 1 |
| 18 | 561109 | ARMREST LEVER FLIP-BACK HT ADJ | 1 |
| 19 | 341088 | 3/32 x 5/8 ROLL PIN | 1 |
| 20 | 561132 | HT ADJ ARM FRONT LINER | 1 |
| 21 | 561133 | HT ADJ ARM REAR LINER | 1 |
| 22 | 321151 | HT ADJ LINER SPRING | 1 |
| 23 | 330092 | #4 x 5/32 STICK SCREW | 1 |
| 24 | 225098 | 10-32 x 1/8 SET SCREW W/PATCH BLK | 2 |
| 25 | 550480 | HT ADJ ARM OUTER TUBE | 1 |

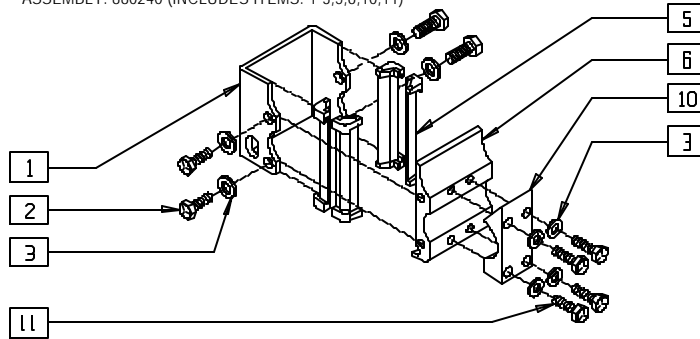
| ITEM | NUMBER | DESCRIPTION | QTY |
|------------------|------------------------------------|--|-----|
| 26 | 561140 | HT ADJ SKIRT GUARD STD | 1 |
| | 561141 | HT ADJ SKIRT GUARD KIDS | |
| 27 | 550482 | HT ADJ SKIRT CLAMP | 2 |
| 28 | 226020 | 10-32 x 5/8 BH C/S BLK | 2 |
| 29 | 561135 | HT ADJ ARM BOTTOM PLUG | 1 |
| 30 | 562825 | RELEASE LEVER INNER SLEEVE | 1 |
| 1-7 | 880192, 880198 | HT ADJ UPPER ARM ASSEMBLY PWR DESK (EA) | |
| | 880193, 880199 | HT ADJ UPPER ARM ASSEMBLY PWR FULL (EA) | |
| | 881230- 881233 | HT ADJ UPPER ARM ASSEMBLY W/F PWR (EA) | |
| 8,9,11, 18,19 | 888003, 888004 | HT ADJ UPPER ARM REL ASSM (EA) | |
| 10, 12-15,30 | 888000- 888002 | HT ADJ REC REL LEVER ASSM | |
| 8-30 | 882082- 882085 | HT ADJ LOWER ARM ASSEMBLY STD (EA) | |
| 1-30 | 880210- 880213 | HT ADJ STD W/DESK ARM PAD PWR (EA) | |
| | 881300- 881307 | HT ADJ ASSM W/F PAD (EA) | |
| 31 | 900820- 900823 | HT ADJ ASSM W/F PAD (PR) | |
| | 900671- 900680 | HT ADJ ASSEMBLY STD P1 W/REC AND CLAMP (PR) | |
| | 900775- 900778 | HT ADJ ASSM W/F PAD S626 | |
| | 8-15, 18-20, 29,30, 32,33 | 888800- 888805, 921900- 921902 | |

HEIGHT-ADJUSTABLE ARMREST RECEIVERS (QUICKIE P110/P190/P200/P300/P320/V100[P100]/Z500[ZIPPPIE P500])

QUICKIE V100 RECEIVER
ASSEMBLIES: 880242, 880243 (INCLUDES ITEMS: 1-9)

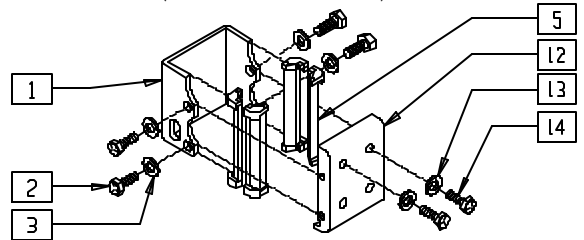


QUICKIE P110 RECEIVER
ASSEMBLY: 880240 (INCLUDES ITEMS: 1-3,5,6,10,11)

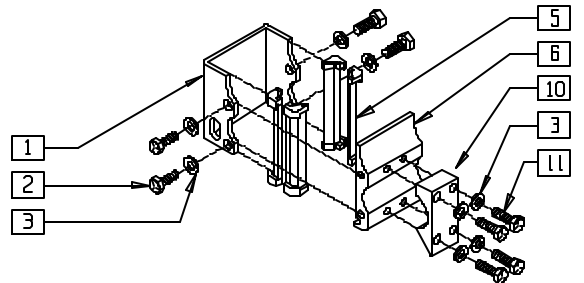


NOTE: USED WITH CONTROLLER BRACKET ON ONE SIDE OF CHAIR ONLY.

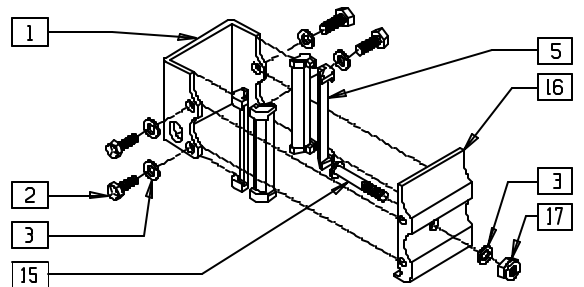
QUICKIE P190/P200/P300 RECEIVER
(fits P300 beginning serial number P3-10500)
ASSEMBLY: 880246 (INCLUDES ITEMS: 1-3,5,12-14)



QUICKIE P300/P320 RECEIVER
(fits P300 prior to serial number P3-10500)
ASSEMBLY: 880240 (INCLUDES ITEMS: 1-3,5,6,10,11)



QUICKIE Z500(ZIPPPIE P500) RECEIVER
ASSEMBLY 880244 (INCLUDES ITEMS: 1-3,5,15-17)



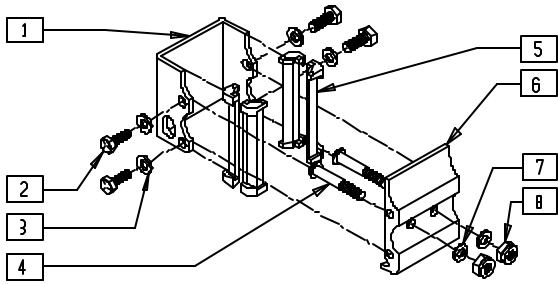
P100X19C

| ITEM | NUMBER | DESCRIPTION | QTY |
|------|-----------|----------------------------|------|
| 1 | 550485 | HT ADJ REC CHANNEL | 1 |
| 2 | 221096 | 1/4-28 x 5/8 HEX C/S | 4 |
| 3 | 262100-QU | 1/4 AN WASHER FLAT | 4-12 |
| 4 | 221100 | 1/4-28 x 3/4 HEX C/S | 4 |
| 5 | 561134 | HT ADJ RECEIVER LINER | 4 |
| 6 | 550483 | HT ADJ REC STD | 1 |
| 7 | 500755 | HT ADJ REC ARM CLAMP RIGID | 2 |
| 8 | 550210 | LOW LOCK CLAMP BLK | 2 |
| 9 | 221127 | 1/4-28 x 1 3/8 HEX C/S | 4 |
| 10 | 550490 | HT ADJ REC CLAMP 4 HOLE | 1 |
| 11 | 221127 | 1/4-28 x 1 3/8 HEX C/S | 4 |
| 12 | 550492 | HT ADJ REC STD P2 | 1 |
| 13 | 263100 | 5/16 AN WASHER FLAT | 2 |

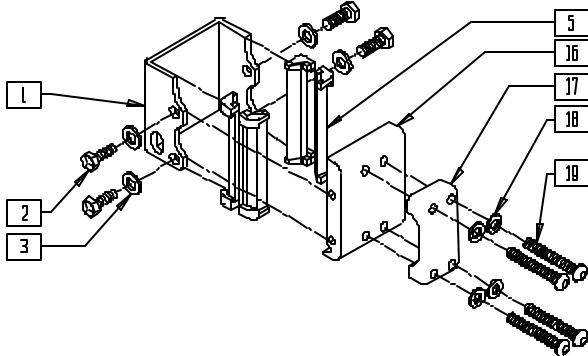
| ITEM | NUMBER | DESCRIPTION | QTY |
|---------------|----------------|------------------------------|-----|
| 14 | 222098 | 5/16-24 x 1 1/4 HEX C/S | 2 |
| 15 | 226132 | 1/4-28 x 1 1/2 H SOC SCW BLK | 1 |
| 16 | 550487 | HT ADJ REC P5 | 1 |
| 17 | 201100 | 1/4-28 NYLOCK NUT THIN | 1 |
| 1-6 | 880230 | HT ADJ REC STD W/O CLAMP | |
| 1-3,5,6,10,11 | 880240 | HT ADJ REC STD W/CLAMP | |
| 1-9 | 880242, 880243 | HT ADJ REC NF W/CLAMP (EA) | |
| 1-3,5,12,14 | 880246 | HT ADJ ARM REC P2 | |
| 1-3,5,15,17 | 880244 | HT ADJ REC P5 W/CLAMP | |

HEIGHT-ADJUSTABLE ARMREST RECEIVERS (QUICKIE G-424/P-222/S-525/S-626/V-521)

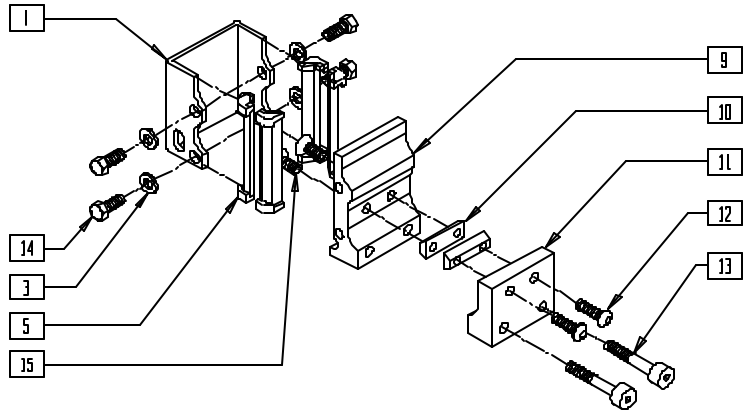
QUICKIE G-424/S-525 (REHAB SEAT ONLY),
QUICKIE P-222



QUICKIE V-521



QUICKIE S-626

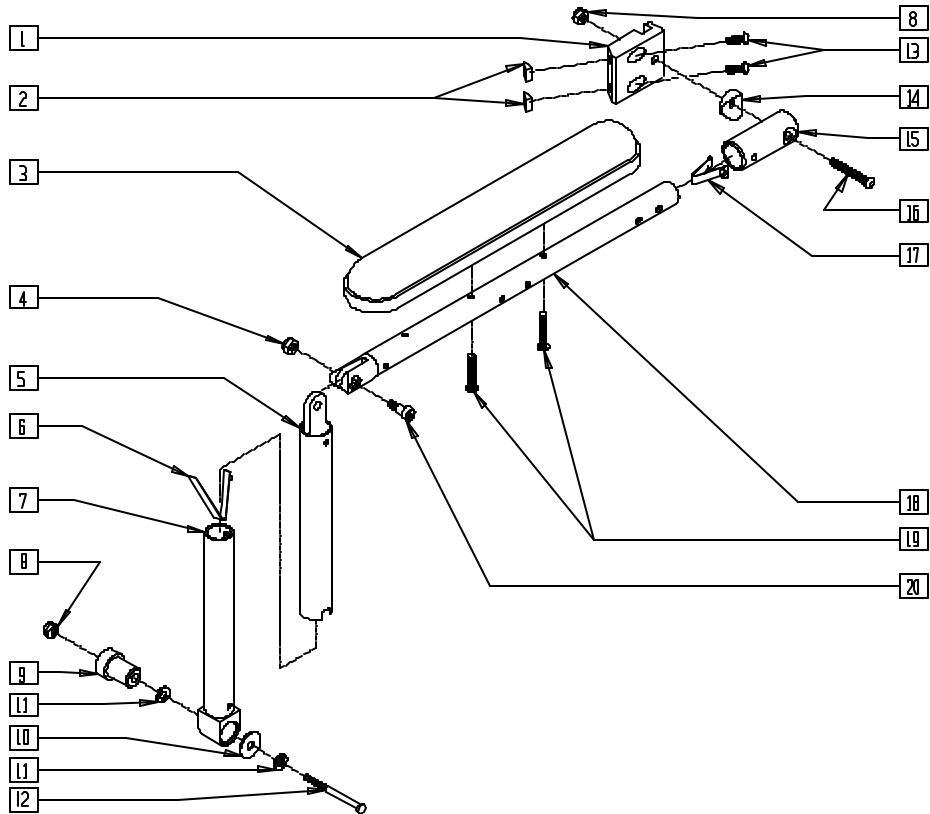


V521X06A

| ITEM | NUMBER | DESCRIPTION | QTY |
|------|-----------|-------------------------------|-----|
| 1 | 550485 | HT ADJ REC CHANNEL | 1 |
| 2 | 221096 | 1/4-28 X 5/8 HEX C/S | 4 |
| 3 | 262100-QU | 1/4 AN WASHER FLAT | 4 |
| 4 | 226218 | 5/16-18 X 1 3/4" BH C/S BLK | 2 |
| 5 | 561134 | HT ADJ RECEIVER LINER | 4 |
| 6 | 550497 | HT ADJ REC STD S525 SEAT | 1 |
| 7 | 263100 | 5/16 AN WASHER FLAT | 2 |
| 8 | 202116 | 5/16-18 NYLOCK NUT THIN BLK | 2 |
| 9 | 550507 | HEIGHT ADJ REC S626 | 1 |
| 10 | 481418 | 1/4-28 CHANNEL NUT .80" SP | 2 |
| 11 | 550508 | HEIGHT ADJ REC CLAMP S626 | 1 |
| 12 | 226247 | 1/4-28 X 5/8 B/H C/S BLACK G5 | 2 |
| 13 | 226114 | 1/4-28 X 1 1/2 SOC C/S BLK | 2 |

| ITEM | NUMBER | DESCRIPTION | QTY |
|-----------------|-----------|------------------------------|-----|
| 14 | 221097 | 1/4-28 X 5/8 HEX C/S BZ | 4 |
| 15 | 227104 | 1/4-28 X 5/8 FH C/S BLK ZN | 2 |
| 16 | 550572 | HT ADJ ARM RCVR | 1 |
| 17 | 550573 | HT ADJ ARM RCVR CLAMP P110 | 1 |
| 18 | 262110-OU | 1/4 AN WASHER FLAT THIN | 4 |
| 19 | 227140 | 1/4-28 X 1 3/4 BH C/S BLK ZN | 4 |
| 1-3,5, 16-19 | 880218 | HT ADJ ARM REC ASSM V521 | |
| 1-8 | 880239 | HT ADJ REC W/HDWR STD S525 | |
| 1,3,5, 9-15 | 880277 | HT ADJ ARM REC ASSM S626 | |

RECLINING ARMREST (QUICKIE P210)



P200X59

| ITEM | NUMBER | DESCRIPTION | QTY |
|------|--------|--------------------------------|-----|
| 1 | 503025 | ARM SLIDE BRKT PRS | 1 |
| 2 | 481106 | CHANNEL UNF NUT 1/4-28 | 2 |
| 3 | 561031 | ARMREST PAD 14" FULL | 1 |
| 4 | 201105 | 1/4-20 NYLOCK NUT THIN | 1 |
| 5 | 880346 | ARM TUBE ASSM OUTER PRS | 1 |
| 6 | 301114 | SINGLE SNAP BUTTON RCLNR B-141 | 1 |
| 7 | 880345 | ARM TUBE ASSM INNER PRS | 1 |
| 8 | 202102 | 5/16-18 NYLOCK NUT THIN | 1 |
| 9 | 483138 | PIVOT STUD ARMREST PRS | 1 |
| 10 | 561016 | 1" WASHER 5/16" HOLE | 1 |
| 11 | 263100 | 5/16 AN WASHER FLAT | 1 |
| 12 | 222243 | 5/16-18 x 2 3/4 HEX C/S | 1 |

| ITEM | NUMBER | DESCRIPTION | QTY |
|------|---------|----------------------------|-----|
| 13 | 226090 | 1/4-28 x 5/8 BH C/S | 2 |
| 14 | 561006 | 1" SADDLE 5/16" HOLE | 1 |
| 15 | 483210 | ARM RECEIVER PRS | 1 |
| 16 | 226195 | 5/16-18 x 1.82 BH C/S | 1 |
| 17 | 301109 | SNAP BUTTON DUAL ONE SIDE | 1 |
| 18 | 880347 | ARM TUBE ASSM UPPER PRS | 1 |
| 19 | 226038 | 10-32 x 1 3/8 BH C/S BLK | 2 |
| 20 | 226184 | 5/16 x 3/8 SHOULDER BOLT | 1 |
| 1-20 | 880364, | ARMREST RCLNG STD PRS (EA) | |
| | 880365 | | |
| | 900760 | ARMREST RCLNG STD PRS (PR) | |

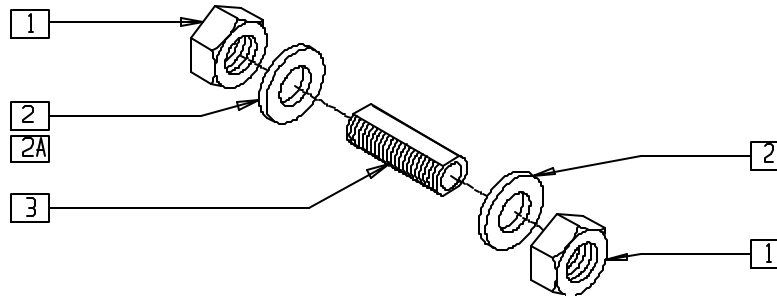
Axles

IN THIS SECTION

| | | | |
|--|-----|---|-----|
| Axle Sleeve (Quickie P200/P-222/P320) (Manual Wheelchair Conversion Only)..... | 4.1 | Push Button Axle (Quickie P200/P-222/P320) (Manual Wheelchair Conversion Only) | 4.1 |
| Quick-release Axle (Quickie P200/P-222/P320) (Manual Wheelchair Conversion Only)..... | 4.1 | | |

AXLE SLEEVE (QUICKIE P200/P-222/P320)

(Manual Wheelchair Conversion Only)



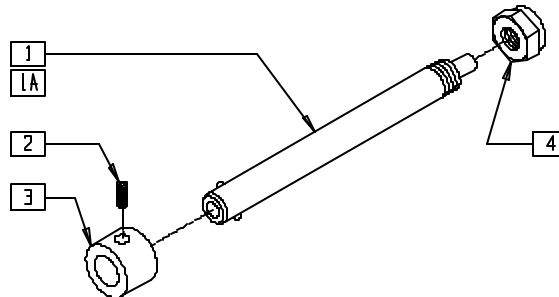
P200X24

| ITEM | NUMBER | DESCRIPTION | QTY |
|------|--------|------------------------|-----|
| 1 | 204000 | 3/4-16 NUT | 2 |
| 2 | 265100 | 3/4 x 18 WASHER NARROW | 1-2 |
| 2A | 483069 | AXLE NUT SHIM 14,15 P2 | 1 |
| 3 | 481065 | AXLE SLEEVE S.S. | 1 |

| ITEM | NUMBER | DESCRIPTION | QTY |
|----------|--------|--|-----|
| 1-3 | 920121 | AXLE SLEEVE W/HDWR (NON-INDEX) (16"-20" WIDE) (P200/P-222/P320) | |
| 1,2,2A,3 | 920113 | AXLE SLEEVE W/HDWR 14/15 P2 (14"-15" WIDE) (P200/P320) | |

QUICK-RELEASE AXLE (MAG WHEELS) (QUICKIE P200/P-222/P320)

(Manual Wheelchair Conversion Only)



P200X14

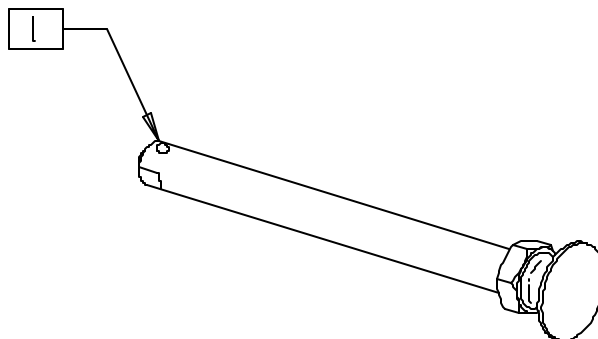
| ITEM | NUMBER | DESCRIPTION | QTY |
|------|--------|------------------------|-----|
| 1 | 349004 | QUICK RELEASE AXLE MAG | 1 |
| 1A | 349010 | QUICK RELEASE AXL | 1 |
| 2 | 225100 | 1/4-20 x 1/4 SET SCR | 1 |
| 3 | 483057 | MAG AXLE SPACER W/HOLE | 1 |

| ITEM | NUMBER | DESCRIPTION | QTY |
|--------|---------|-----------------------------|-----|
| 4 | 203100 | 1/2-20 NYLOCK NUT | 1 |
| 1,4 | 920119 | QR AXLE MAG W/NUT | |
| 1A,4 | 920129* | QR AXLE W/NUT | |
| 1A,2-4 | 920138 | QR AXLE W/SPACER FOR 6S MAG | |

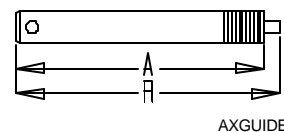
* 920129 DISCONTINUED 9/21/98 - PARTS ONLY.

PUSH BUTTON AXLE (SPOKE WHEELS) (QUICKIE P200/P-222/P320)

(Manual Wheelchair Conversion Only)



MEASURING GUIDE



| PART NUMBER | "A" | "B" |
|-------------|---------|---------|
| 349057 | 5 3/16" | 5 9/16" |

P200X14A

| ITEM | NUMBER | DESCRIPTION | QTY |
|------|---------|-----------------------------|-----|
| 1 | 349057* | AXLE PIN AND NUT CLEAR LONG | 1 |

* USED ON STANDARD SPOKE WHEELS BEGINNING 9/21/98.

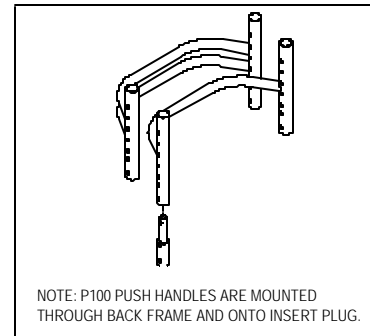
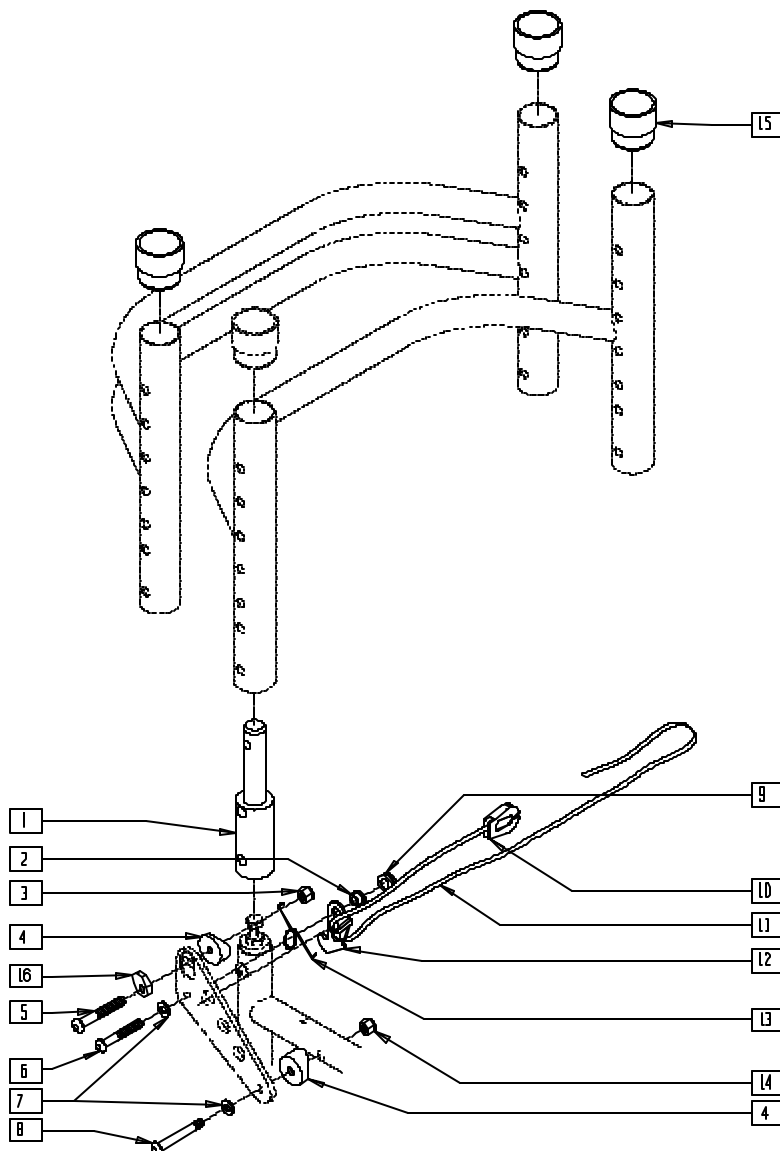
Backrests

IN THIS SECTION

| | | | |
|---|------|---|------|
| Folding Backrest and Quick-release Back Lock (Quickie P100) (Disc.)..... | 5.1 | Headrest Extension (Quickie Recliner/P300 Manual Recline/ P320 Manual Recline) (Disc.)..... | 5.14 |
| Folding Backrest and Quick-release Back Lock (Quickie V100[P100])..... | 5.2 | Sling Back (Quickie P300 Manual Recline/ P320 Manual Recline) (Disc.)..... | 5.14 |
| Push Handle Backrest (Quickie P100) (Disc.)..... | 5.3 | Solid Back (G424/S525)..... | 5.15 |
| Push Handle Backrest (Quickie V100[P100])..... | 5.3 | Solid Backrest (Quickie S-626)..... | 5.15 |
| Push Handle Backrest (Quickie P110) (Disc.)..... | 5.4 | Headrest (Quickie G-424/S-525/S-626)..... | 5.16 |
| Push Handle Backrest (Quickie V-121[P120])..... | 5.4 | Non-folding Adjustable Backrest (Quickie S-626)... | 5.16 |
| Push Handle Backrest (Quickie V-521)..... | 5.5 | Solid Seat and Solid Back (Quickie Z500[Zippie P500])..... | 5.17 |
| Backrest (Quickie P190) (Disc.)..... | 5.5 | Backrest (Quickie Z500[Zippie P500])..... | 5.17 |
| Folding Backrest (Quickie G-424/S-525) (Disc.)..... | 5.6 | Locking Mechanism (Quickie Z500[Zippie P500])..... | 5.18 |
| Folding Backrest (Quickie G-424/P-222/S-525)..... | 5.7 | Stroller Handle Extension (Quickie Z500[Zippie P500])..... | 5.18 |
| Non-folding Backrest (Quickie G-424/S-525) (Disc.) | 5.8 | Back Assembly (Quickie Power Recline System)..... | 5.19 |
| Non-folding Backrest (Quickie G-424/P-222/S-525)..... | 5.9 | Back Pan (Quickie Power Recline System)..... | 5.20 |
| Folding Backrest (Quickie P190/P200/P300)..... | 5.10 | Recliner Cover (Quickie Power Recline System) ... | 5.20 |
| Push Handle Backrest (Quickie P300/P320) (Disc.)..... | 5.11 | Headrest Assembly (Quickie Power Recline System)..... | 5.21 |
| Back Upholstery Measuring Guide..... | 5.11 | Backrest and Seat Tube Diameter Measuring Guide..... | 5.21 |
| Backrest (Quickie P300 Manual Recline/ P320 Manual Recline) (Disc.)..... | 5.12 | | |
| Locking Mechanism (Quickie P300 Manual Recline/ P320 Manual Recline) (Disc.)..... | 5.13 | | |
| Backrest Upholstery (Quickie P300 Manual Recline/P320 Manual Recline) (Disc.)..... | 5.13 | | |

FOLDING BACKREST AND QUICK-RELEASE BACK LOCK (QUICKIE P100)

(Discontinued 2/99 - parts only)



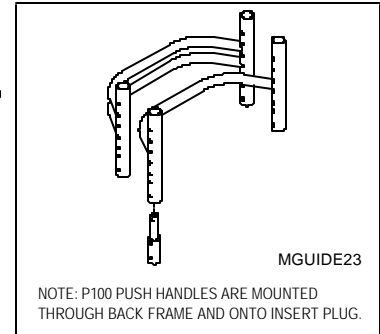
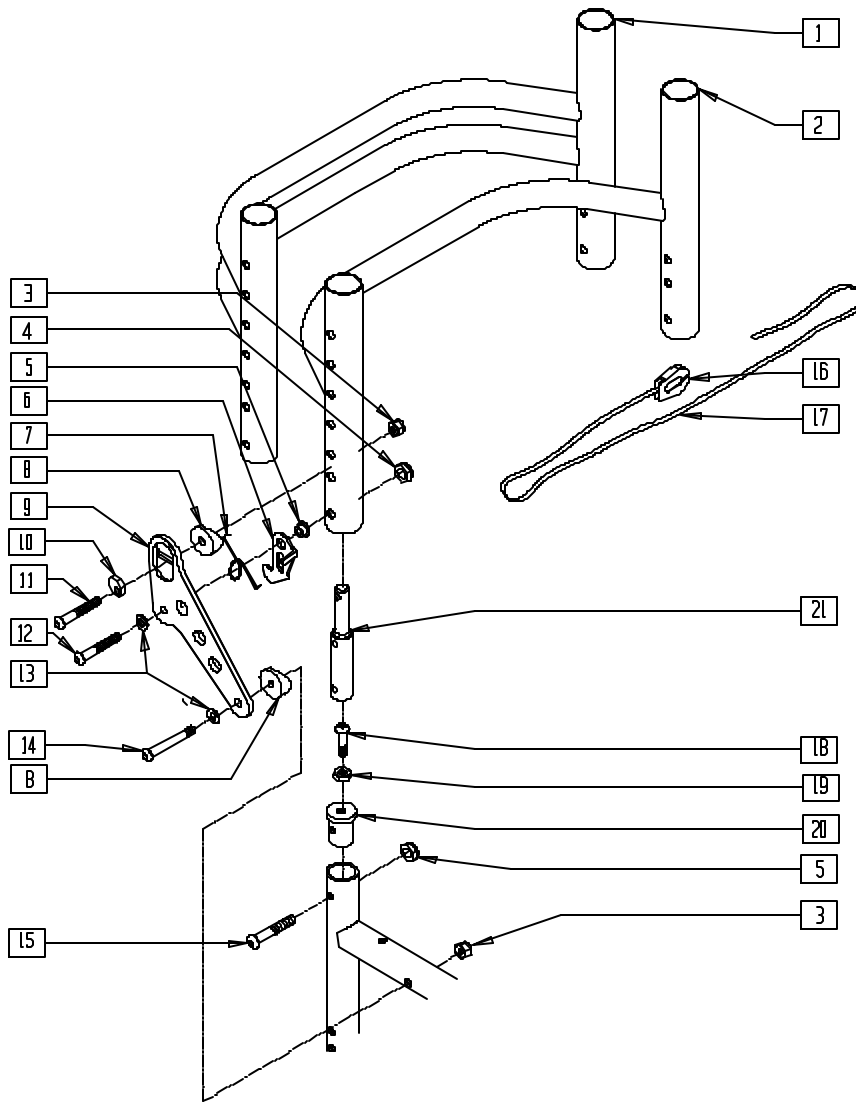
MGUIDE23

P100X21A

| ITEM | NUMBER | DESCRIPTION | QTY |
|------|-----------|----------------------------|-----|
| 1 | 483740 | INSERT PLUG BACK TUBE P100 | 2 |
| 2 | 481039 | BACK REL BUSHING RIGID | 2 |
| 3 | 201110 | 1/4-28 NYLOCK NUT | 2 |
| 4 | 561087 | BACK REL SADDLE RIGID | 4 |
| 5 | 226148 | 1/4-28 x 1.85 BH C/S | 2 |
| 6 | 226140 | 1/4-28 x 1 3/4 BH C/S | 2 |
| 7 | 262100-OU | 1/4 AN WASHER FLAT | 4 |
| 8 | 226150 | 1/4-28 x 2 BH C/S | 2 |
| 9 | 201100 | 1/4-28 NYLOCK NUT THIN | 2 |

| ITEM | NUMBER | DESCRIPTION | QTY |
|------|-------------------|------------------------------|-----|
| 10 | 560221 | BACK REL STRAP LOCK RIGID | 1 |
| 11 | 750060 | BACK REL STRAP 12"-20" RIGID | 1 |
| 12 | 505033, 505034 | Q1/P BACK REL BRACKET (EA) | 1 |
| 13 | 321121, 321125 | BACK REL SPRING RIGID (EA) | 1 |
| 14 | 201120 | 1/4-28 AUTOMATION NUT | 2 |
| 15 | 561082 | 1" TUBE END BUSHING THIN | 2 |
| 16 | 341017 | WASHER ECCENTRIC | 2 |

FOLDING BACKREST AND QUICK-RELEASE BACK LOCK (QUICKIE V100[P100])



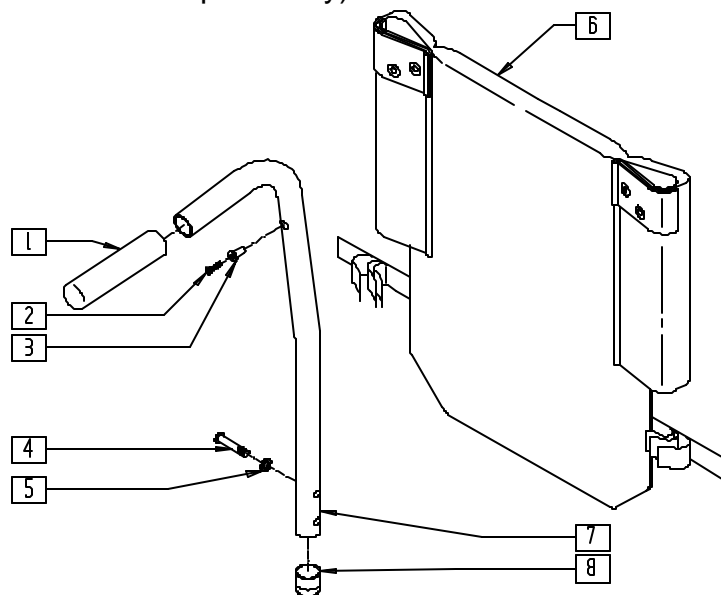
P100X21C

| ITEM | NUMBER | DESCRIPTION | QTY |
|------|-------------------|--|-----|
| 1 | 520450 | BCK FRM 20" REG RGD BLK .115 | 1 |
| 2 | 520444 | BACK FRM 16" REG RGD BLK .115 | 1 |
| | 520446 | BACK FRM 18" REG RGD BLK .115 | |
| 3 | 201110 | 1/4-28 NYLOCK NUT | 4 |
| 4 | 201100 | 1/4-28 NYLOCK NUT THIN | 4 |
| 5 | 481039 | BACK RELEASE BUSHING RIGID | 2 |
| 6 | 505033, 505034 | Q1/GP BACK RELEASE BRACKET (EA) | 1 |
| 7 | 321153, 321154 | BACK RELEASE SPRING RIGID (NEW) (EA) | 1 |
| 8 | 561087 | BACK RELEASE SADDLE RIGID | 2 |
| 9 | 500170, 500171 | BACK RELEASE PIVOT PLATE RIGID BLK (NEW) (EA) | 1 |
| 10 | 341018 | WASHER ECCENTRIC LARGE | 2 |

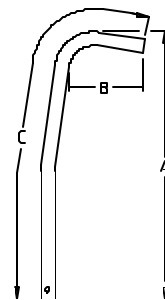
| ITEM | NUMBER | DESCRIPTION | QTY |
|------------------|-----------|----------------------------------|-----|
| 11 | 226147 | 1/4-28 x 1.85 BH C/S BLK | 2 |
| 12 | 226140 | 1/4-28 x 1 3/4 BH C/S BLK | 2 |
| 13 | 262100-QU | 1/4 AN WASHER FLAT | 4 |
| 14 | 226150 | 1/4-28 x 2 BH C/S | 2 |
| 15 | 226130 | 1/4-28 x 1 1/2 BH C/S | 2 |
| 16 | 560221 | BACK RELEASE STRAP LOCK RIGID | 1 |
| 17 | 750060 | BACK RELEASE STRAP 12"-20" RIGID | 1 |
| 18 | 226058 | 1/4-20 x 3/4 SOC C/S | 2 |
| 19 | 201121 | 1/4-20 NUT THIN | 2 |
| 20 | 483010 | Q1/GP BACK RELEASE ANGLE PLUG | 2 |
| 21 | 483744 | 2" BACK TUBE INSERT PLUG P1 | 2 |
| 1-14 16,17,21 | 842186 | BACK FRAME ASSM 16" P100 BLK | |
| | 842188 | BACK FRAME ASSM 18" P100 BLK | |
| | 842190 | BACK FRAME ASSM 20" P100 BLK | |

PUSH HANDLE BACKREST (QUICKIE P100)

(Discontinued 2/99 - parts only)



MEASURING GUIDE



MGUIDE21

| PART NUMBER | "A" | "B" | "C" |
|-------------|---------|--------|---------|
| REGULAR | 14 1/2" | 4 1/2" | 18 1/2" |
| TALL | 16 1/2" | 4 1/2" | 20 1/2" |

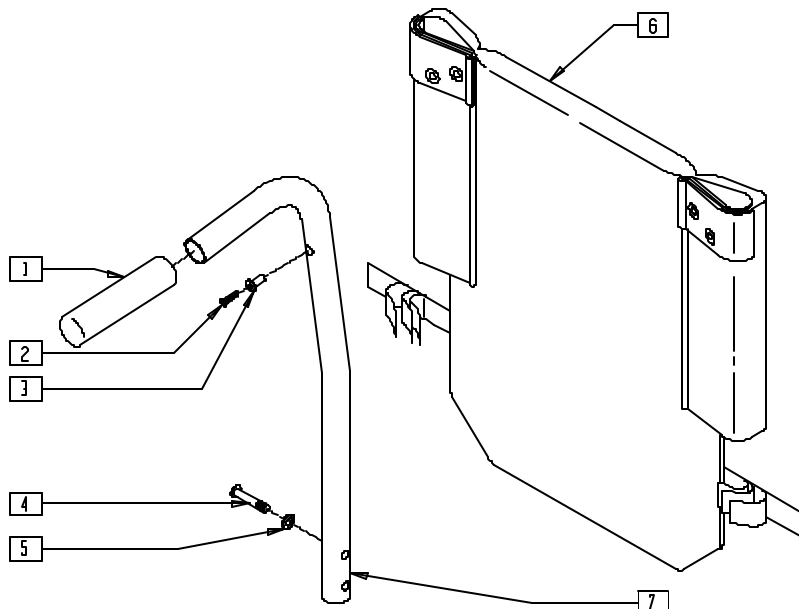
NOTE: P100 PUSH HANDLES ARE UNIQUE TO P100.
WALL THICKNESS IS .125.

P100X21B

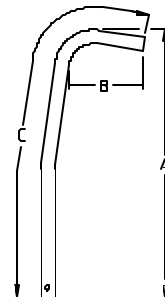
| ITEM | NUMBER | DESCRIPTION | QTY |
|------|---------------|-------------------------------|-----|
| 1 | 560662 | QUICKIE GRIP 3/4" | 2 |
| 2 | 281120 | 10-32 x 5/8 PAN HD PHIL | 2 |
| 3 | 341497 | 10-32 x .020-.130 RIVNUT GOLD | 2 |
| 4 | 226101 | 1/4-20 x 3/4 BH C/S | 2 |
| 5 | 262130 | 6mm WASHER WAVE | 2 |
| 6 | 686950-686973 | BACK UPH 16"-20" P100 | 1 |

| ITEM | NUMBER | DESCRIPTION | QTY |
|-------|----------------|--------------------------------|-----|
| 8 | 561082 | 1" TUBE END BUSHING THIN | 2 |
| 1,3,7 | 842030, 842032 | BACK TUBE 8" PH REG P100-TL/RV | |
| 1-7 | 687350-687372 | BACK ASSM 16"-18" P100 | |

PUSH HANDLE BACKREST (QUICKIE V100[P100])



MEASURING GUIDE



MGUIDE21

| PART NUMBER | "A" | "B" | "C" |
|-------------|---------|--------|-----|
| REGULAR | 13 1/2" | 4 1/2" | 17" |
| TALL | 15 1/2" | 4 1/2" | 19" |

NOTE: P100 PUSH HANDLES ARE UNIQUE TO P100.
WALL THICKNESS IS .125.

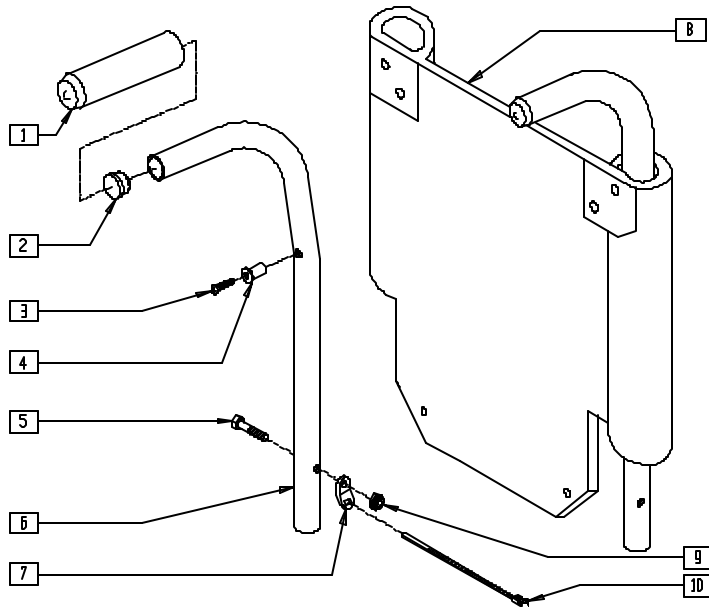
P100X21D

| ITEM | NUMBER | DESCRIPTION | QTY |
|------|--------|-------------------------------|-----|
| 1 | 560662 | QUICKIE GRIP 3/4" | 2 |
| 2 | 281120 | 10-32 x 5/8 PAN HD PHIL | 2 |
| 3 | 341497 | 10-32 x .020-.130 RIVNUT GOLD | 2 |
| 4 | 226101 | 1/4-20 x 3/4 BH C/S | 2 |
| 5 | 262130 | 6mm WASHER WAVE | 2 |

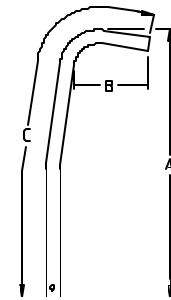
| ITEM | NUMBER | DESCRIPTION | QTY |
|-------|----------------|--------------------------------|-----|
| 6 | 686950-686973 | BACK UPH 16"-20" P100 | 1 |
| 1,3,7 | 842101, 842103 | BACK TUBE PH 8" PLUG P1 | |
| 1-7 | 687373-687376 | BACK ASSM 16"-20" 2" PLUG P100 | |

PUSH HANDLE BACKREST (QUICKIE P110)

(Discontinued 6/30/00 - parts only)



MEASURING GUIDE



MGUIDE21

| PART NUMBER | "A" | "B" | "C" |
|-------------|---------|--------|---------|
| 14" | 19 1/2" | 4 1/2" | 23 1/2" |
| 17" | 22 1/2" | 4 1/2" | 26 1/2" |
| 19" | 24 1/2" | 4 1/2" | 28 1/2" |

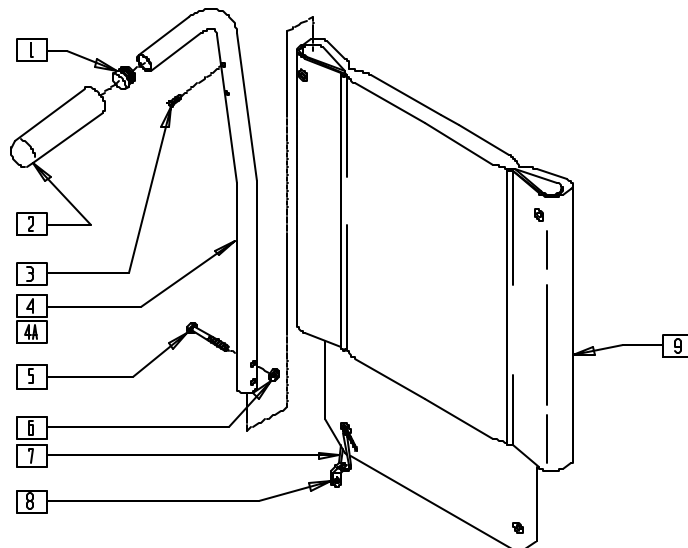
WALL THICKNESS IS .083.

P100X21

| ITEM | NUMBER | DESCRIPTION | QTY |
|------|-----------|---------------------------|-----|
| 1 | 560661 | QUICKIE GRIP 7/8" | 2 |
| 2 | 561007 | 7/8" INSERT PLUG .083 | 2 |
| 3 | 281120 | 10-32 x 5/8 PAN HD PHIL | 2 |
| 4 | 341497 | 10-32 x .020-.130 RIVNUT | 2 |
| 5 | 221151-QU | 1/4-28 x 1 3/4 G8 HEX C/S | 2 |
| 7 | 560227 | 2 HOLE TOGGLE BENT PLST | 2 |

| ITEM | NUMBER | DESCRIPTION | QTY |
|---------|-------------------|-----------------------------|-----|
| 8 | 684052- 684074 | BACK UPH P110 | 1 |
| 9 | 201110 | 1/4-28 NYLOCK NUT | 2 |
| 10 | 560410 | ZIP TIE BLACK | 2 |
| 1,2,4,6 | 842019- 842025 | BACK TUBE PH 8° W/FOAM P110 | |
| 1-10 | 683852- 683874 | BACK ASSM 16"-18" P110 | |

PUSH HANDLE BACKREST (QUICKIE V-121[P120])

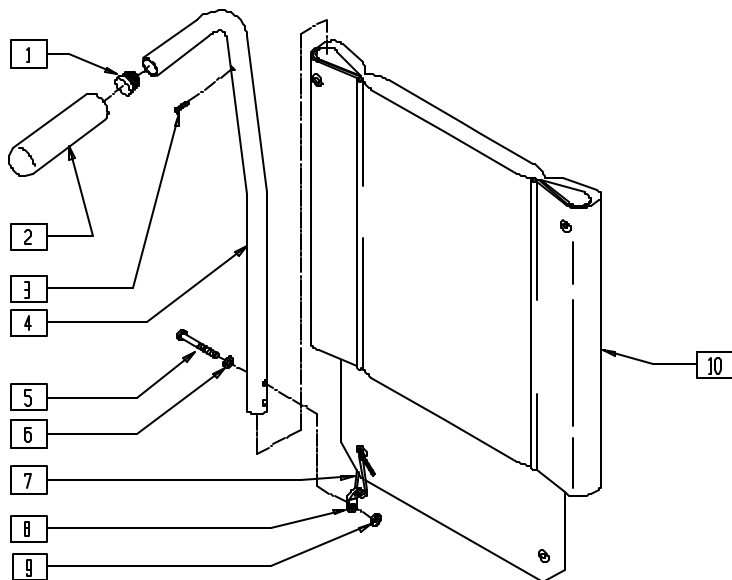


V121X02

| ITEM | NUMBER | DESCRIPTION | QTY |
|------|-----------|------------------------------|-----|
| 1 | 560735 | 7/8" ROUND TUBE PLUG | 2 |
| 2 | 560661 | QUICKIE GRIP 7/8" | 2 |
| 3 | 281127 | #12 x 3/4" PAN HD PHIL S/TAP | 2 |
| 5 | 221151-QU | 1/4-28 x 1 3/4 G8 HEX C/S | 2 |
| 6 | 201110 | 1/4-28 NYLOCK NUT | 2 |
| 7 | 560410 | ZIP TIE BLACK | 2 |
| 8 | 560227 | 2 HOLE TOGGLE BENT PLST | 2 |

| ITEM | NUMBER | DESCRIPTION | QTY |
|----------------|-------------------|----------------------------------|-----|
| 9 | 685858- 685864 | BACK UPHOLSTERY P120 | |
| 1-6 | 842129 | PUSH HANDLE 8° W/FOAM P120 | |
| 1-3,4A,5,6 | 843229 | PUSH HANDLE 8° W/FOAM P120 (LNG) | |
| 1-9 | 682150- 683868 | BACK ASSEMBLY 8° V121 | |
| 1-3,4A, 5-9 | 682151- 682155 | BACK ASSY 8D 14 x 18-20 HGT V121 | |

PUSH HANDLE BACKREST (QUICKIE V-521)



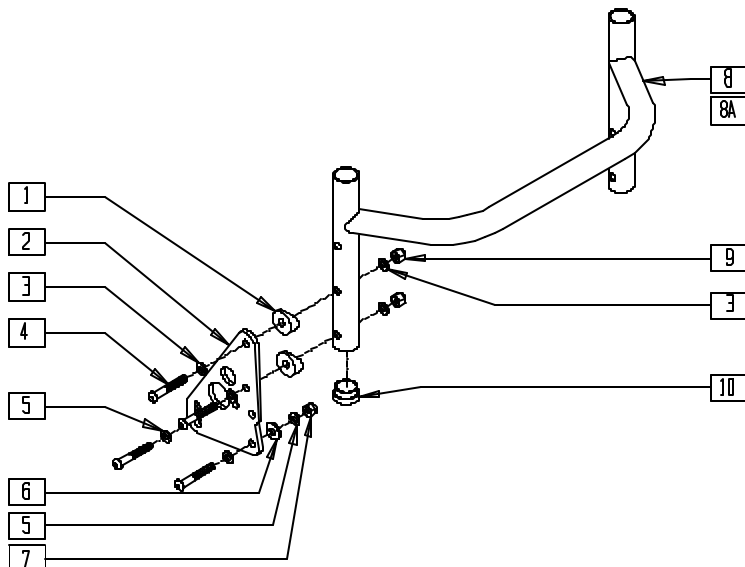
V5210X11

| ITEM | NUMBER | DESCRIPTION | QTY |
|------|---------------|---|-----|
| 1 | 560735 | 7/8" ROUND TUBE PLUG | 2 |
| 2 | 560661 | QUICKIE GRIP 7/8" | 2 |
| 3 | 281120 | 10/32 x 5/8 PAN HD PHIL | 2 |
| 5 | 221151 | 1/4-28 x 1 3/4 G8 HEX C/S | 2 |
| 6 | 262110 | 1/4 AN WASHER FLAT THIN | 2 |
| 7 | 560410 | ZIP TIE BLACK | 2 |
| 8 | 560227 | 2 HOLE TOGGLE BENT PLST | 2 |
| 9 | 201110 | 1/4-28 NYLOCK NUT | 2 |
| 10 | 684030-684054 | BACK UPH 14" - 16" Q2 LOW, MED, TALL | 1 |

| ITEM | NUMBER | DESCRIPTION | QTY |
|------|---------------|---|-----|
| 10 | 684070-684094 | BACK UPH 18" - 20" Q2 LOW, MED, TALL | 1 |
| 1-4 | 843250-843252 | PUSH HANDLE STRT W/FM V521 | |
| | 843255-843257 | PUSH HANDLE 8° W/FOAM V521 | |
| 1-9 | 683150-683161 | BACK ASSY STRT 14"-20" x 15"-20" V521 | |
| | 683250-683261 | BACK ASSY 8° 14"-20" x 15"-20" V521 | |

BACKREST (QUICKIE P190)

(Discontinued 7/1/99 - parts only)



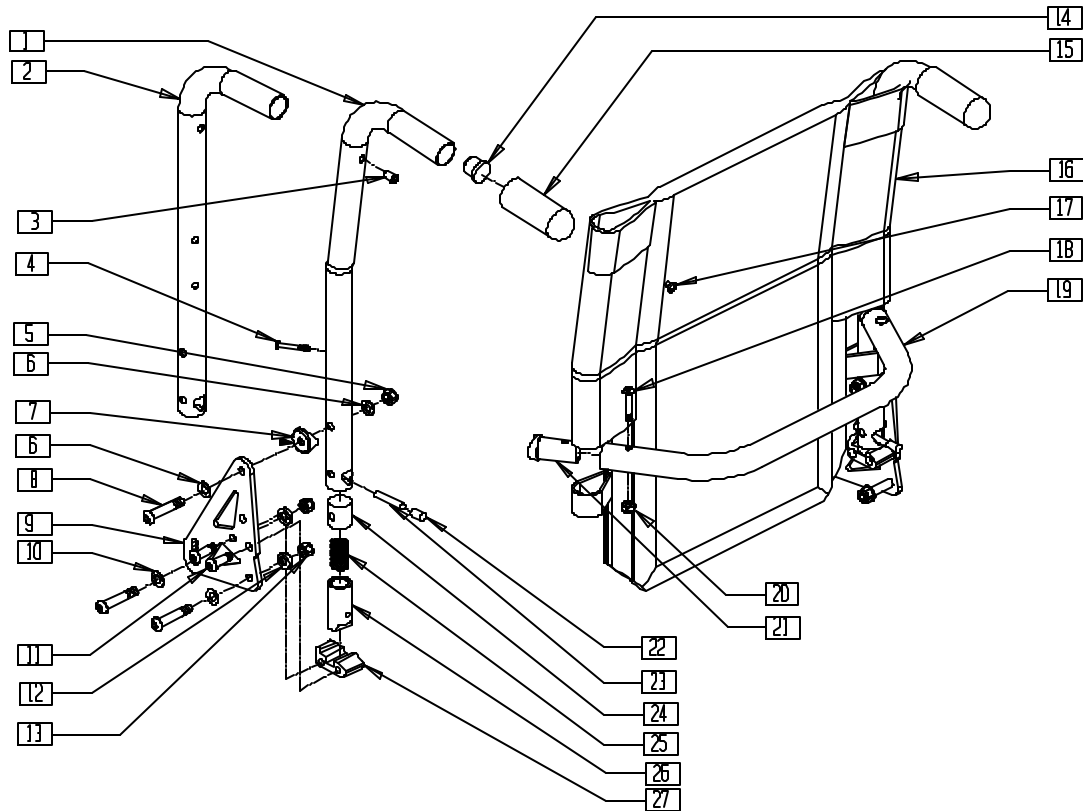
P190X07

| ITEM | NUMBER | DESCRIPTION | QTY |
|------|-----------|------------------------------|-----|
| 1 | 561006 | 1" SADDLE 5/16" HOLE | 4 |
| 2 | 501720 | BACK PLATE P2 | 2 |
| 3 | 263110-QU | 5/16 AN WASHER FLAT THIN | 8 |
| 4 | 226190 | 5/16-18 x 1 3/4 BH C/S SHLDR | 8 |
| 5 | 263100 | 5/16 AN WASHER FLAT | 8 |
| 6 | 561059 | 3/4 OD x .318 ID WASHER | 4 |

| ITEM | NUMBER | DESCRIPTION | QTY |
|-------|--------|---------------------------------|-----|
| 7 | 202103 | 5/16-18 NYLOCK NUT THICK | 4 |
| 8 | 520782 | BACKREST FIXED 16" P190 | 1 |
| 8A | 520784 | BACKREST FIXED 18" P190 | 1 |
| 9 | 202102 | 5/16-18 NYLOCK NUT THIN | 4 |
| 10 | 561019 | 1" INSERT PLUG .049 | 2 |
| 1-7,9 | 920296 | BACK PLATE ASSEMBLY W/HDWR P190 | |

FOLDING BACKREST (QUICKIE G-424/S-525)

(Discontinued 1/23/01 - parts only)

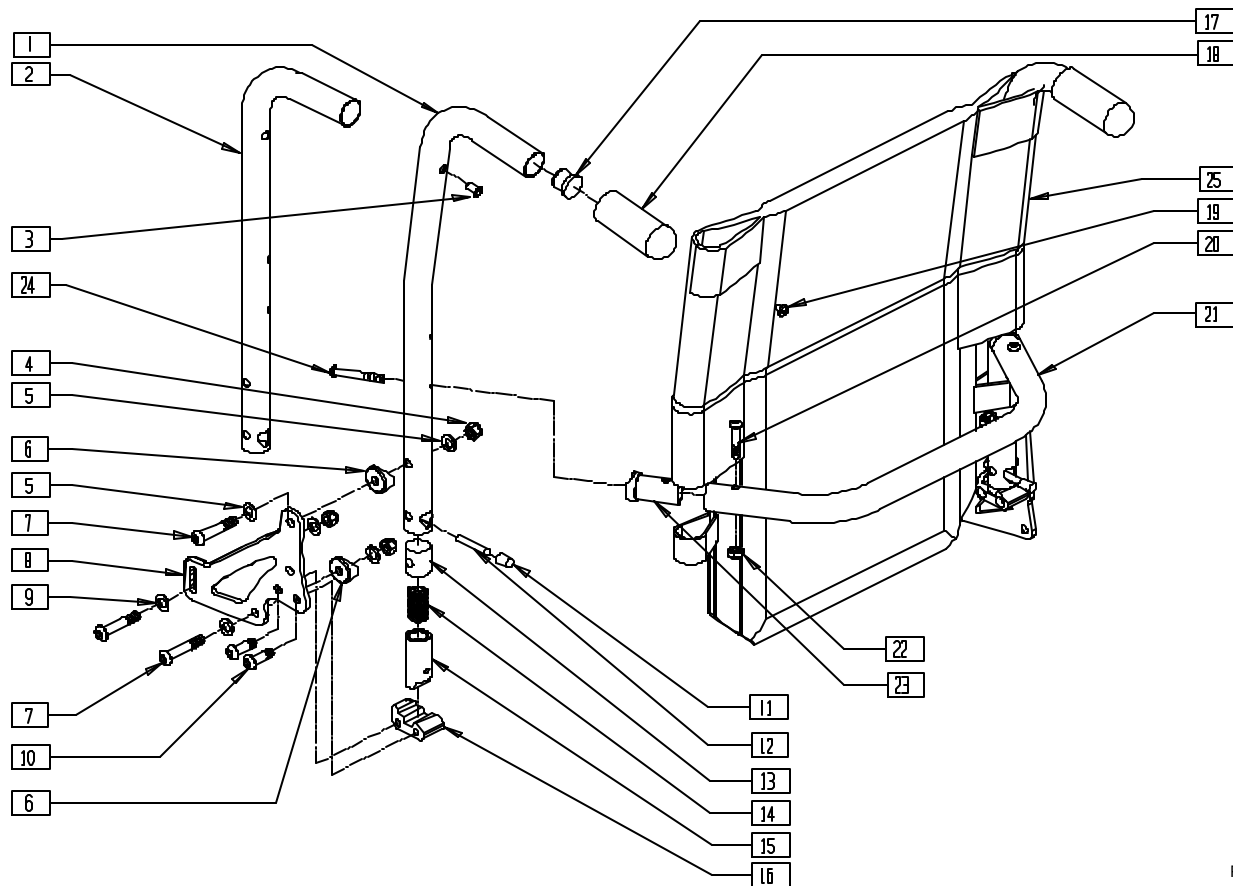


S5250X07

| ITEM | NUMBER | DESCRIPTION | QTY |
|------|-------------------|---|-----|
| 1 | 842221, 842222 | BACK TUBE PH 8° LOW S525 (EA) | 1 |
| | 842223, 842224 | BACK TUBE 8° MED S525 (EA) | |
| | 842225, 842226 | BACK TUBE 8° TALL S525 (EA) | |
| | 842227, 842228 | BACK TUBE LOW S525 (EA) | |
| 2 | 842229, 842230 | BACK TUBE MED S525 (EA) | 1 |
| | 842231, 842232 | BACK TUBE TALL S525 (EA) | |
| | 3 | 341497 | |
| 4 | 226267 | 1/4-28 x 1 5/8 BH C/S W/PATCH | 2 |
| 5 | 202116 | 5/16-18 NYLOCK NUT THIN BLK | 2 |
| 6 | 263110-QU | 5/16 AN WASHER FLAT THIN | 4 |
| 7 | 561006 | 1" SADDLE 5/16" HOLE | 6 |
| 8 | 226218 | 5/16-18 x 1 3/4 BH C/S BLK | 6 |
| 9 | 501721 | BACK PLATE | 2 |
| 10 | 263100 | 5/16 AN WASHER FLAT | 4 |
| 11 | 226219 | 5/16-18 x 1" BH C/S BLK | 4 |
| 12 | 263100 | 5/16 AN WASHER FLAT | 4 |
| 13 | 202117 | 5/16-18 NYLOCK NUT THICK BLK | 1 |
| 14 | 561019 | 1" INSERT PLUG .049 | 2 |
| 15 | 560663 | QUICKIE GRIP 1" | 2 |
| 16 | 686930- 686945 | BACK UPHOLSTERY 14"-20" (SPECIFY HEIGHT) | 1 |
| 17 | 281122 | 10/32 x 3/4 PAN PHIL | 4 |
| 18 | 226223 | 1/4-28 x 1 1/4 BH C/S BLK | 2 |
| 19 | 520564- 520570 | TOWEL RACK 14"-20" S525 | 1 |
| 20 | 202300 | 1/4-28 NYLOCK NUT THIN BLK ZN | 2 |
| 21 | 483161 | STRUT SADDLE S525 | 2 |

| ITEM | NUMBER | DESCRIPTION | QTY | |
|-----------------------------|-------------------|---|-----|---------------------|
| 22 | 560502 | ANTI-TIP LEVER COVER | 2 | |
| 23 | 481084 | BACK REL PIN Z2/QT/EX | 2 | |
| 24 | 483801 | BACKREST LATCH PLUG P2 | 2 | |
| 25 | 321110 | S/A LATCH SPRING | 2 | |
| 26 | 483800 | BACKREST LATCH SLIDER P2 | 2 | |
| 27 | 550341 | BACKREST LATCH BLOCK L P2/KZ | 1 | |
| | 550340 | BACKREST LATCH BLOCK R P2/KZ | | |
| 1,3, 5-15,17 22-25,27 | 882152, 882153 | PUSH HANDLE 8° LOW ASSEMBLY F W/PLT SEAT | | |
| | 882154, 882155 | PUSH HANDLE 8° MED ASSEMBLY F W/PLT SEAT | | |
| | 882156, 882157 | PUSH HANDLE 8° TALL ASSEMBLY F W/PLT SEAT | | |
| | 882158, 882159 | PH LOW ASSEMBLY (F) W/PLT SEAT | | |
| 2,3, 5-15,17 22-25,27 | 882160, 882161 | PH MED ASSEMBLY (F) W/PLT SEAT | | |
| | 882162, 882163 | PH TALL ASSEMBLY (F) W/PLT SEAT | | |
| | 920784- 920790 | BACK ASSEMBLY 8° LOW 14"-20" F W/PLT SEAT | | |
| | 920884- 920890 | BACK ASSEMBLY 8° MED 14"-20" F W/PLT SEAT | | |
| 1,3-15, 17-27 | 920984- 920990 | BACK ASSEMBLY 8° TALL 14"-20" F W/PLT SEAT | | |
| | 920774- 920780 | BACK ASSEMBLY LOW 14"-20" F W/PLT SEAT | | |
| | 920874- 920880 | BACK ASSEMBLY MED 14"-20" F W/PLT SEAT | | |
| 2,3-15, 17-27 | 920974- 920890 | BACK ASSEMBLY TALL 14"-20" F W/PLT SEAT | | |
| | 4,18 19-21 | 842234- 842240 | | TOWEL RACK ASSEMBLY |

FOLDING BACKREST (QUICKIE G-424/P-222/S-525)



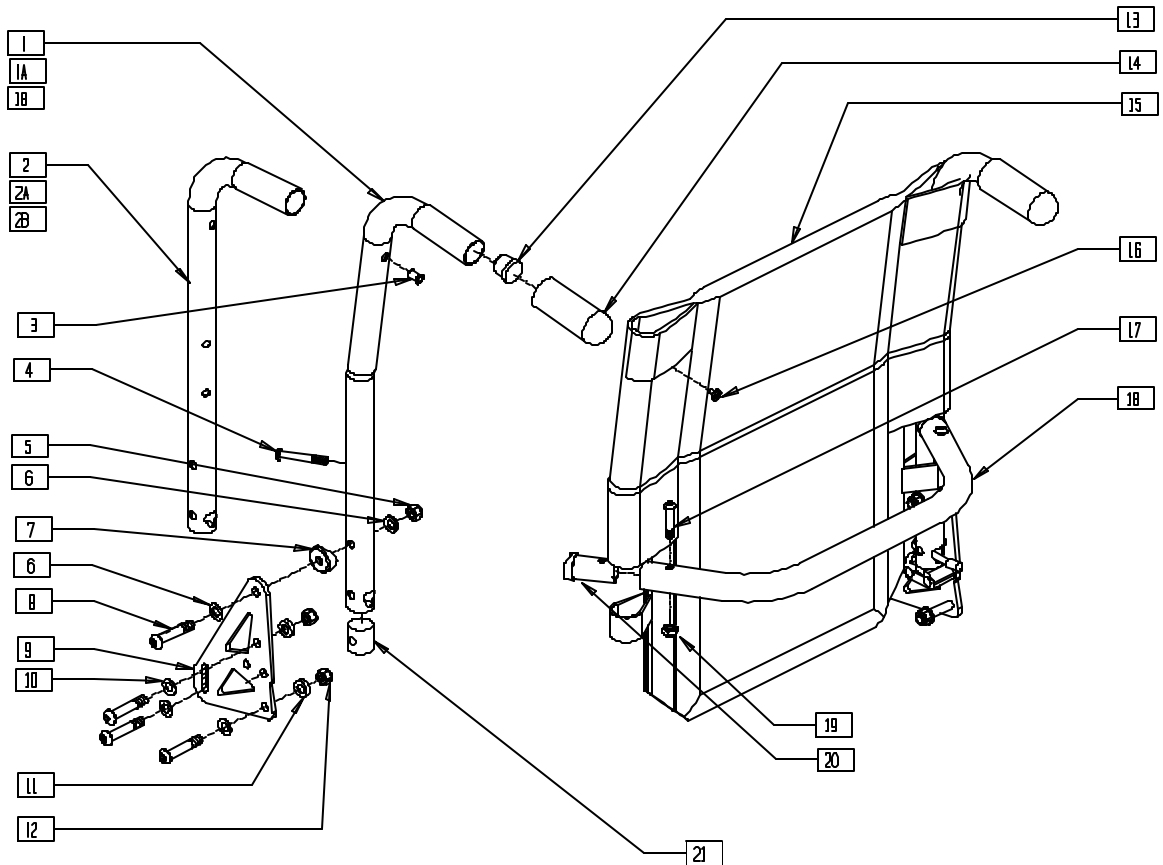
P2220X07

| ITEM | NUMBER | DESCRIPTION | QTY |
|---------------|-------------------|--|-----|
| 3 | 341497 | 10-32 x .020-130 RIVNUT GOLD | 2 |
| 4 | 202116 | 5/16-18 NYLOCK NUT THIN BLK | 6 |
| 5 | 263110-OU | 5/16 AN WASHER FLAT THIN | 4 |
| 6 | 561006 | 1" SADDLE 5/16" HOLE | 6 |
| 7 | 226218 | 5/16-18 x 1 3/4" BH C/S BLK | 6 |
| 8 | 501722 | BACKREST PLATE P222 | 2 |
| 9 | 263100 | 5/16 AN WASHER FLAT | 8 |
| 10 | 226219 | 5/16-18 x 1" BH C/S BLK | 4 |
| 11 | 560502 | ANTI-TIP LEVER COVER | 2 |
| 12 | 481084 | BACK REL PIN Z2/QT/EX | 2 |
| 13 | 483801 | BACKREST LATCH PLUG P2 | 2 |
| 14 | 321110 | S/A LATCH SPRING | 2 |
| 15 | 483800 | BACKREST LATCH SLIDER P2 | 2 |
| 16 | 550340, 550341 | BACKREST LATCH BLOCK P2/KZ | 1 |
| 17 | 561019 | 1" INSERT PLUG .049 | 2 |
| 18 | 560663 | QUICKIE GRIP 1" | 2 |
| 19 | 281120 | 10-32 x 5/8 PAN HD PHLP | 2 |
| 20 | 226223 | 1/4-28 x 1 1/4" BH C/S BLK | 2 |
| 21 | 520564- 520572 | TOWEL RACK 14"-24" | 1 |
| 22 | 202300 | 1/4-28 NYLOCK NUT THIN BLK ZN | 2 |
| 23 | 483161 | STRUT SADDLE S525 | 2 |
| 24 | 226267 | 1/4-28 x 1 5/8 BH C/S W/PATCH | 2 |
| 25 | 686930- 687921 | BACK UPHOLSTERY 14"-24" LOW,MED,TALL (SPECIFY HEIGHT) | 1 |
| 1,3, 17,18 | 842221, 842222 | BACK TUBE PH 8° LOW S525 | |
| | 842223, 842224 | BACK TUBE PH 8° MED S525 | |
| | 842225, 842226 | BACK TUBE PH 8° TALL S525 | |

| ITEM | NUMBER | DESCRIPTION | QTY |
|---------------|-------------------|-------------------------------------|-----|
| 2,3, 17,18 | 842227, 842228 | BACK TUBE PH LOW S525 | |
| | 842229, 842230 | BACK TUBE PH MED S525 | |
| | 842231, 842232 | BACK TUBE PH TALL S525 | |
| 20-24 | 842234- 842242 | TOWEL RACK ASSM 14"-24" S525 | |
| 1, 3-19 | 882394, 882395 | PH 8° LOW ASSM FLDG W/STL PLT | |
| | 882396, 882397 | PH 8° MED ASSM FLDG W/STL PLT | |
| | 882398, 882399 | PH 8° TALL ASSM FLDG W/STL PLT | |
| 2, 3-19 | 882400, 882401 | PH LOW ASSM FLDG W/STL PLT | |
| | 882402, 882403 | PH MED ASSM FLDG W/STL PLT | |
| | 882404, 882405 | PH TALL ASSM FLD W/STL PLT | |
| | 921619- 921627 | BACK ASSM 8° LOW 14"-24" (F) W/PLT | |
| 1, 3-25 | 921639- 921647 | BACK ASSM 8° MED 14"-24" (F) W/PLT | |
| | 921659- 921667 | BACK ASSM 8° TALL 14"-24" (F) W/PLT | |
| | 921609- 921617 | BACK ASSM LOW 14"-24" (F) W/PLT | |
| 2, 3-25 | 921629- 921637 | BACK ASSM MED 14"-24" (F) W/PLT | |
| | 921649- 921657 | BACK ASSM TALL 14"-24" (F) W/PLT | |

NON-FOLDING BACKREST (QUICKIE G-424/S-525)

(Discontinued 1/23/01 - parts only)

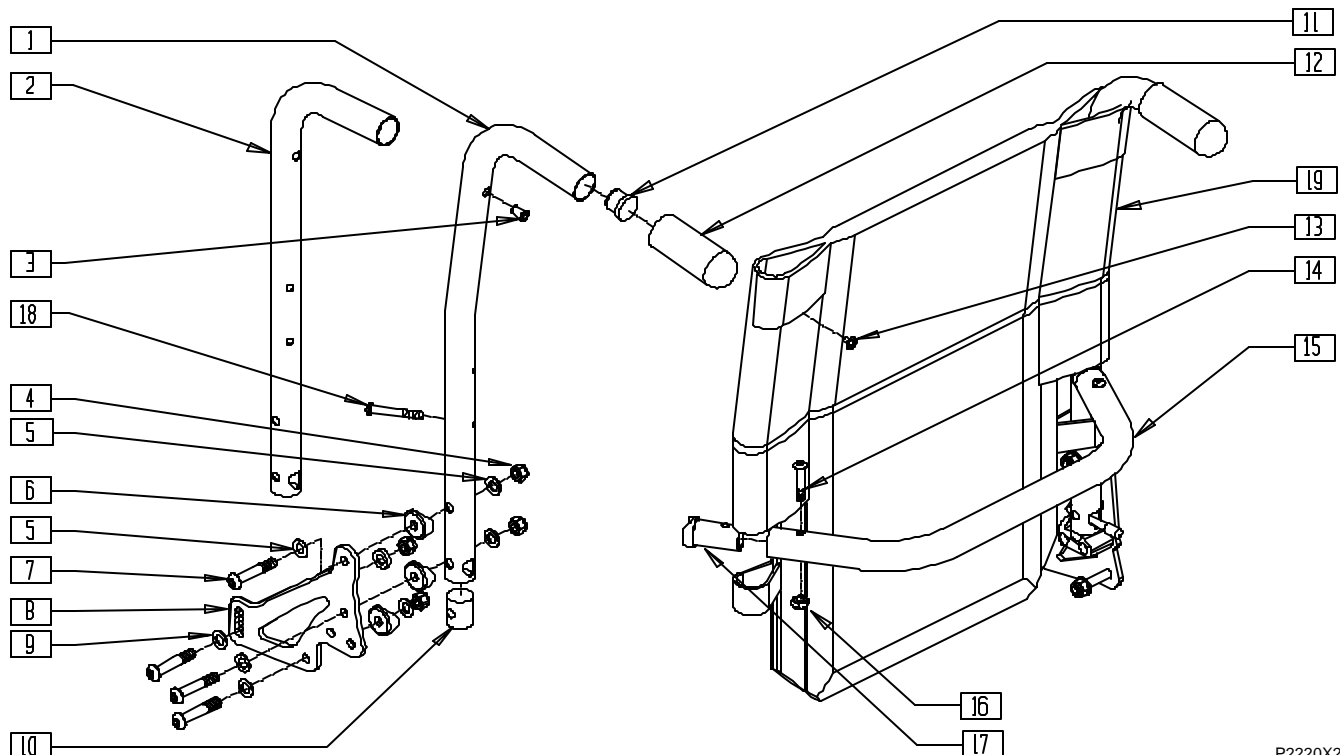


S5250X25

| ITEM | NUMBER | DESCRIPTION | QTY |
|------|-------------------|---|-----|
| 1 | 842221, 842222 | BACK TUBE 8° LOW R S525 (EA) | 1 |
| 1A | 842223, 842224 | BACK TUBE 8° MED R S525 (EA) | 1 |
| 1B | 842225, 842226 | BACK TUBE 8° TALL S525 (EA) | 1 |
| 2 | 842227, 842228 | BACK TUBE LOW S525 (EA) | 1 |
| 2A | 842229, 842230 | BACK TUBE MED S525 (EA) | 1 |
| 2B | 842231, 842232 | BACK TUBE TALL S525 (EA) | 1 |
| 3 | 341497 | 10-32 x .020-.130 RIVNUT GOLD | 2 |
| 4 | 226267 | 1/4-28 x 1 5/8 BH C/S W/PATCH | 2 |
| 5 | 202116 | 5/16-18 NYLOCK NUT THIN BLK | 2 |
| 6 | 263110-QU | 5/16 AN WASHER FLAT THIN | 8 |
| 7 | 561006 | 1" SADDLE 5/16" HOLE | 2 |
| 8 | 226218 | 5/16-18 x 1 3/4 BH C/S BLK | 8 |
| 9 | 501721 | BACK PLATE | 1 |
| 10 | 263100 | 5/16 AN WASHER FLAT | 4 |
| 11 | 561059 | 3/4 OD x .318 ID WASHER | 1 |
| 12 | 202117 | 5/16-18 NYLOCK NUT THICK BLK | 1 |
| 13 | 561019 | 1" INSERT PLUG .049 | 2 |
| 14 | 560663 | QUICKIE GRIP 1" | 2 |
| 15 | 686930- 686945 | BACK UPHOLSTERY 14"-18" (SPECIFY HEIGHT) | 1 |
| 16 | 281120 | 10/32 x 5/8 PAN HD PHIL | 2 |
| 17 | 226223 | 1/4-28 x 1 1/4 BH C/S BLK | 2 |
| 18 | 520564- 520570 | TOWEL RACK 14"-20" S525 | 1 |
| 19 | 202300 | 1/4-28 NYLOCK NUT THIN BLK ZN | 2 |

| ITEM | NUMBER | DESCRIPTION | QTY |
|---------------------------|-------------------|--|-----|
| 20 | 483161 | STRUT SADDLE S525 | 2 |
| 21 | 550080 | PUSH HNDL INSERT S525 (FOLDING BACK) | 2 |
| | 483801 | BACKREST LATCH PLUG P2 (FIXED BACK) | 2 |
| 1,3,5-10, 12-14,16,21 | 882140, 882141 | PUSH HANDLE 8° LOW ASSEMBLY NF W/PLT SEAT | |
| 1A,3,5-10, 12-14,16,21 | 882142, 882143 | PUSH HANDLE 8° MED ASSEMBLY NF W/PLT SEAT | |
| 1B,3,5-10, 12-14,16,21 | 882144, 882145 | PUSH HANDLE 8° TALL ASSEMBLY NF W/PLT SEAT | |
| 2,3,5-10, 12-14,16,21 | 882146, 882147 | PUSH HANDLE LOW ASSEMBLY NF W/PLT SEAT | |
| 2A,3,5-10, 12-14,16,21 | 882148, 882149 | PUSH HANDLE MED ASSEMBLY NF W/PLT SEAT | |
| 2B,3,5-10, 12-14,16,21 | 882150, 882151 | PUSH HANDLE TALL ASSEMBLY NF W/PLT SEAT | |
| 1-14, 16-21 | 920754- 920760 | BACK ASSEMBLY LOW 14"-20" NF W/PLT SEAT | |
| 1A,3-14, 16-21 | 920764- 920770 | BACK ASSEMBLY 8° LOW 14"-20" NF W/PLT SEAT | |
| 1B,3-14, 16-21 | 920854- 920860 | BACK ASSEMBLY MED 14"-20" NF W/PLT SEAT | |
| 2-14, 16-21 | 920864- 920870 | BACK ASSEMBLY 8° MED 14"-20" NF W/PLT SEAT | |
| 2A,3-16, 16-21 | 920954- 920960 | BACK ASSEMBLY TALL 14"-20" NF W/PLT SEAT | |
| 2B,3-16, 16-21 | 920964- 920970 | BACK ASSEMBLY 8° TALL 14"-20" NF W/PLT SEAT | |
| 4,17-20 | 842234- 842240 | TOWEL RACK ASSEMBLY | |

NON-FOLDING BACKREST (QUICKIE G-424/P-222/S-525)



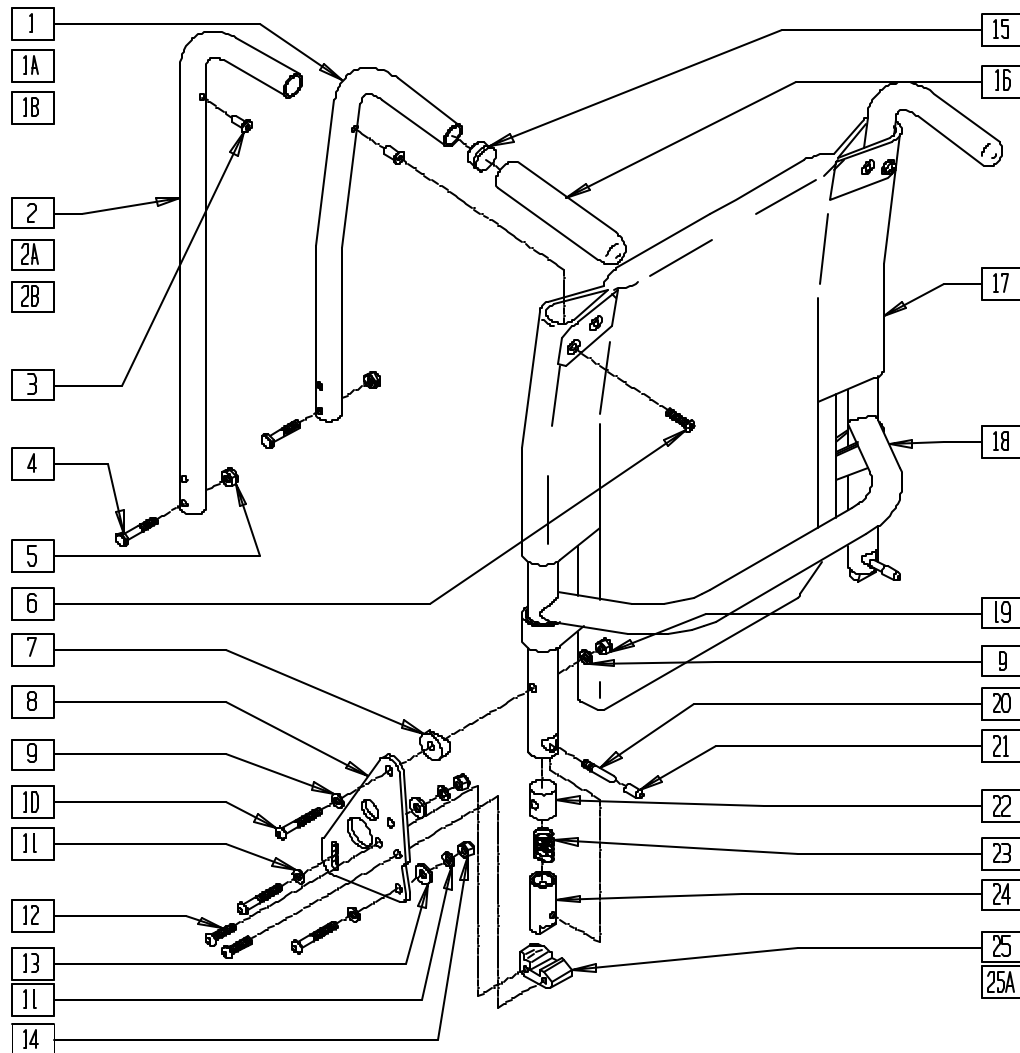
P2220X23

| ITEM | NUMBER | DESCRIPTION | QTY |
|--------------|----------------|--|-----|
| 3 | 341497 | 10-32 x .020-.130 RIVNUT GOLD | 2 |
| 4 | 202116 | 5/16-18 NYLOCK NUT THIN BLK | 8 |
| 5 | 263110-QU | 5/16 AN WASHER FLAT THIN | 8 |
| 6 | 561006 | 1" SADDLE 5/16" HOLE | 8 |
| 7 | 226218 | 5/16-18 x 1 3/4" BH C/S BLK | 8 |
| 8 | 501722 | BACKREST PLATE P222 | 2 |
| 9 | 263100 | 5/16 AN WASHER FLAT | 8 |
| 10 | 483801 | BACKREST LATCH PLUG P2 (Both Used) | 2 |
| | 550080 | PUSH HANDLE INSERT S525 (Both Used) | |
| 11 | 561019 | 1" INSERT PLUG .049 | 2 |
| 12 | 560663 | QUICKIE GRIP 1" | 2 |
| 13 | 281120 | 10/32 x 5/8 PAN HD PHIL | 2 |
| 14 | 226223 | 1/4-28 x 1 1/4" BH C/S BLK | 2 |
| 15 | 520564-520572 | TOWEL RACK 14"-24" | 1 |
| 16 | 202300 | 1/4-28 NYLOCK NUT THIN BLK ZN | 2 |
| 17 | 483161 | STRUT SADDLE S525 | 2 |
| 18 | 226267 | 1/4-28 x 1 5/8 BH C/S W/PATCH | 2 |
| 19 | 686930-687921 | BACK UPHOLSTERY 14"-24" LOW, MED, TALL (SPECIFY HEIGHT) | 1 |
| 1, 3, 11, 12 | 842221, 842222 | BACK TUBE PH 8° LOW S525 | |
| | 842223, 842224 | BACK TUBE PH 8° MED S525 | |
| | 842225, 842226 | BACK TUBE PH 8° TALL S525 | |
| 2, 3 11, 12 | 842227, 842228 | BACK TUBE PH LOW S525 | |
| | 842229, 842230 | BACK TUBE PH MED S525 | |
| | 842231, 842232 | BACK TUBE PH TALL S525 | |

| ITEM | NUMBER | DESCRIPTION | QTY |
|---------|----------------|------------------------------------|-----|
| 14-18 | 842234-842242 | TOWEL RACK ASSM 14"-24" S525 | |
| 1, 3-13 | 882318, 882319 | PH 8° LOW ASSM NF W/STL PLT | |
| | 882320, 882321 | PH 8° MED ASSM NF W/STL PLT | |
| | 882322, 882323 | PH 8° TALL ASSM NF W/STL PLT | |
| 2, 3-13 | 882324, 882325 | PH LOW ASSM NF W/STL PLT | |
| | 882326, 882327 | PH MED ASSM NF W/STL PLT | |
| | 882328, 882329 | PH TALL ASSM NF W/STL PLT | |
| 1, 3-19 | 921059-921067 | BACK ASSM 8° LOW 14"-24" NF W/PLT | |
| | 921519-921527 | BACK ASSM 8° MED 14"-24" NF W/PLT | |
| | 921539-921547 | BACK ASSM 8° TALL 14"-24" NF W/PLT | |
| 2, 3-19 | 921039-921047 | BACK ASSM LOW 14"-24" NF W/PLT | |
| | 921509-921517 | BACK ASSM MED 14"-24" NF W/PLT | |
| | 921529-921537 | BACK ASSM TALL 14"-24" NF W/PLT | |

FOLDING BACKREST (QUICKIE P190/P200/P300)

(Fits P300 beginning serial number P3-10500)



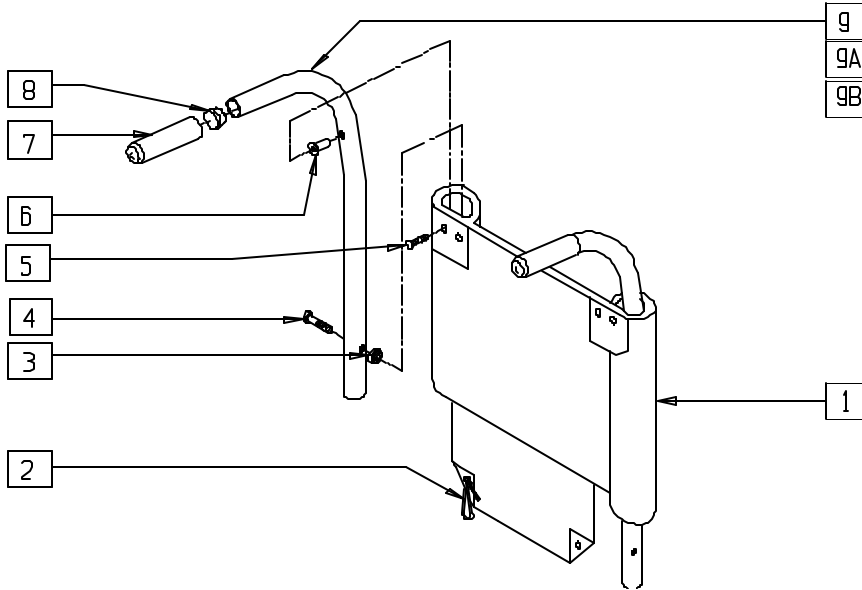
P200X33

| ITEM | NUMBER | DESCRIPTION | QTY |
|------|-------------------|--------------------------------|-----|
| 1 | 520771 | BACK TUBE LOW 8° P2 | 2 |
| 1A | 520772 | BACK TUBE MED 8° P2 | 2 |
| 1B | 520773 | BACK TUBE TALL 8° P2 | 2 |
| 2 | 520774 | BACK TUBE STRAIGHT LOW P2 | 2 |
| 2A | 520775 | BACK TUBE STRAIGHT MED P2 | 2 |
| 2B | 520776 | BACK TUBE STRAIGHT TALL P2 | 2 |
| 3 | 341497 | 10-32 x .020-.130 RIVNUT GOLD | 2 |
| 4 | 226129 | 1/4-28 x 1 1/4 BH C/S | 2 |
| 5 | 201100 | 1/4-28 NYLOCK NUT THIN | 2 |
| 6 | 281120 | 10-32 x 5/8 PAN HD PHIL | 2 |
| 7 | 561006 | 1" SADDLE 5/16" HOLE | 2 |
| 8 | 501721 | BACK PLATE | 2 |
| 9 | 263110-QU | 5/16 AN WASHER FLAT THIN | 4 |
| 10 | 226190 | 5/16-18 x 1 3/4 BH C/S SHLDR | 6 |
| 11 | 263100 | 5/16 AN WASHER FLAT | 8 |
| 12 | 226182 | 5/16-18 x 1 BH C/S | 4 |
| 13 | 561059 | 3/4 OD x .318 ID WASHER | 4 |
| 14 | 202103 | 5/16-18 NYLOCK NUT THICK | 4 |
| 15 | 561007 | 7/8" INSERT PLUG .083 | 2 |
| 16 | 560661 | QUICKIE GRIP 7/8" | 2 |
| 17 | 686930- 686983 | BACK UPH 14" LOW - 20" TALL P2 | 1 |

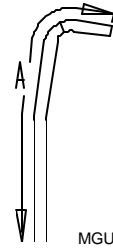
| ITEM | NUMBER | DESCRIPTION | QTY |
|-----------------|-------------------|------------------------------------|-----|
| 18 | 520760- 520766 | BACKREST 14"-20" P2 | 1 |
| 19 | 202102 | 5/16-18 NYLOCK NUT THIN | 2 |
| 20 | 481084 | BACK REL PIN Z2/OT/EX | 2 |
| 21 | 560502 | ANTI-TIP LEVER COVER | 2 |
| 22 | 483801 | BACKREST LATCH PLUG P2 | 2 |
| 23 | 321110 | S/A LATCH SPRING | 2 |
| 24 | 483800 | BACKREST LATCH SLIDER P2 | 2 |
| 25 | 550341 | BACKREST LATCH BLOCK L P2/KZ | 1 |
| 25A | 550340 | BACKREST LATCH BLOCK R P2/KZ | 1 |
| 1,3,15,16 | 842034- 842036 | BACK TUBE LOW PH 8° W/FOAM P2 | |
| 1,3-6, 15-18 | 682990- 683015 | BACK ASSM 8° 14" LOW - 20" TALL P2 | |
| 2,3,15,16 | 842037- 842039 | BACK TUBE PH W/FOAM P2 | |
| 2,3-6, 15,18 | 683016- 683036 | BACK ASSM 14"-20" P2 | |
| 7-14, 19,25A | 920334 | BACK PLATE ASSM W/HDWR P2 R | |
| 7-14, 19,25 | 920335 | BACK PLATE ASSM W/HDWR P2 L | |
| 20-24 | 920336 | BACKREST LATCH KIT P2 | |

PUSH HANDLE BACKREST (QUICKIE P300/P320)

(Discontinued - parts only) (Fits Quickie P300 prior to serial number P3-10500)



MEASURING GUIDE



MGUIDE3

| PART NUMBER | "A" |
|-------------|---------|
| LOW | 21 1/2" |
| REGULAR | 23" |
| TALL | 25" |

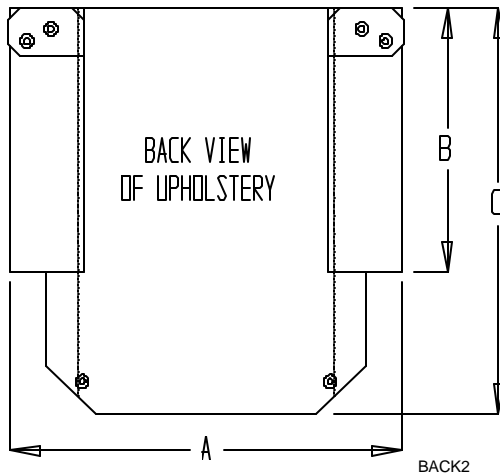
NOTE: ABOVE DIMENSIONS ARE FOR BACK TUBE ONLY AND DO NOT INCLUDE FOAM GRIP.

P300X14

| ITEM | NUMBER | DESCRIPTION | QTY |
|------|---------------|---|-----|
| 1 | 687110-687172 | BACK UPHOLSTERY P300 14" LOW - 20" TALL | 1 |
| 2 | 560410 | ZIP TIE BLACK | 2 |
| 3 | 201100 | 1/4-28 NYLOCK NUT THIN | 2 |
| 4 | 226129 | 1/4-28 x 1 1/4 BH C/S | 2 |
| 5 | 281120 | 10-32 x 5/8 PAN HD PHIL | 2 |
| 6 | 341497 | 10-32 x .020-.130 RIVNUT GOLD | 2 |

| ITEM | NUMBER | DESCRIPTION | QTY |
|--------|---------------|---------------------------------------|-----|
| 7 | 560661 | QUICKIE GRIP 7/8" | 2 |
| 8 | 561007 | 7/8" INSERT PLUG .083 | 2 |
| 6-9 | 842027 | P3 BACK TUBE LOW 8° PH W/FOAM | 1 |
| 6-8,9A | 842028 | P3 BACK TUBE REG 8° PH W/FOAM | 1 |
| 6-8,9B | 842029 | P3 BACK TUBE TALL 8° PH W/FOAM | 1 |
| 1-9 | 687210-687272 | BACK ASSEMBLY P300 14" LOW - 20" TALL | |

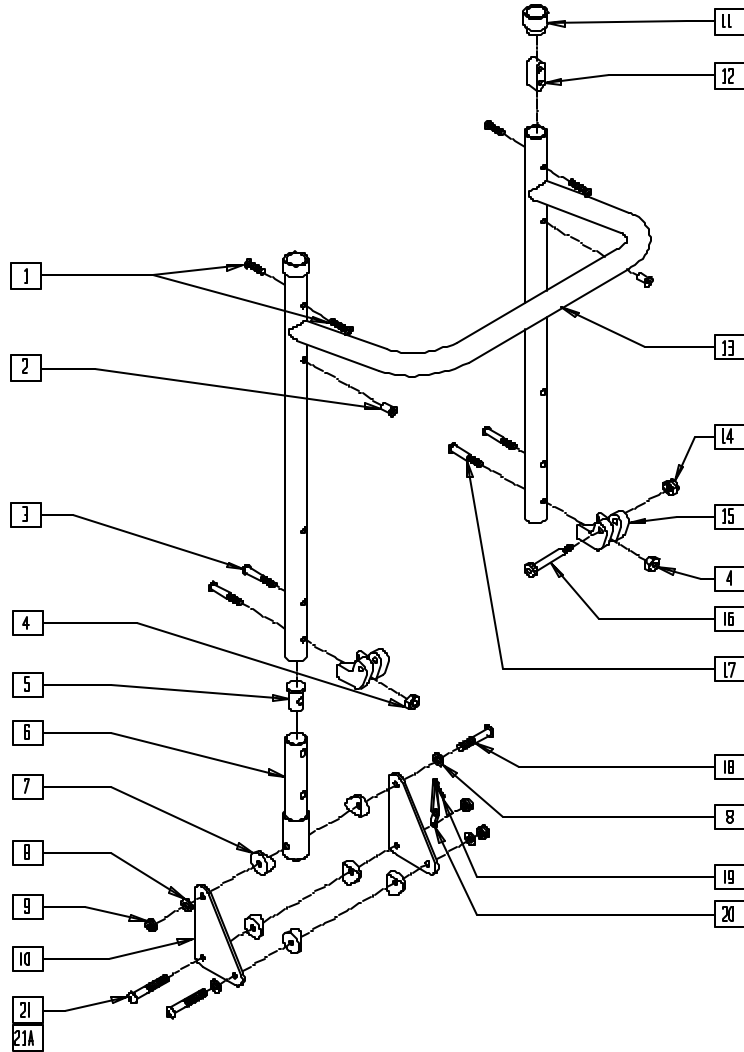
BACK UPHOLSTERY MEASURING GUIDE



| DESCRIPTION | A | B | C |
|-------------------|--------|--------|--------|
| BACK UPH 14" LOW | 14 3/4 | 10 1/2 | 17 1/4 |
| BACK UPH 14" MED | 14 3/4 | 11 3/4 | 18 1/2 |
| BACK UPH 14" TALL | 14 3/4 | 13 1/2 | 20 1/4 |
| BACK UPH 16" LOW | 16 3/4 | 10 1/2 | 17 1/4 |
| BACK UPH 16" MED | 16 3/4 | 11 3/4 | 18 1/2 |
| BACK UPH 16" TALL | 16 3/4 | 13 1/2 | 20 1/4 |

BACKREST (QUICKIE P300 MANUAL RECLINE/P320 MANUAL RECLINE)

(Discontinued - parts only) (Fits Quickie P300 prior to P3-10500)



P300X47

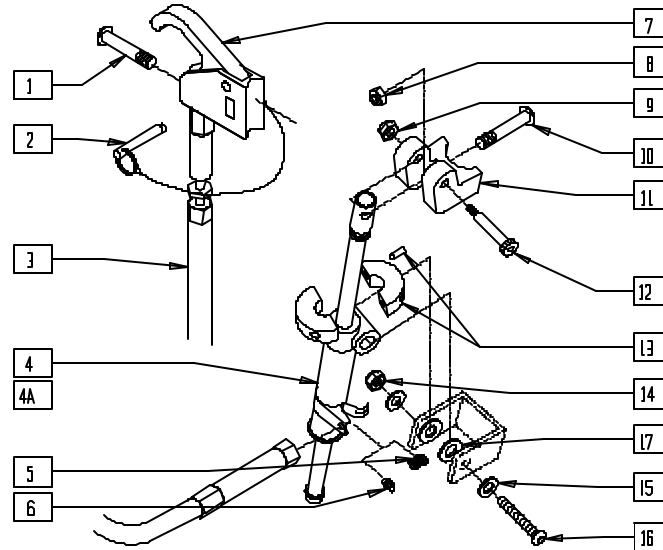
| ITEM | NUMBER | DESCRIPTION | QTY |
|------|--------|-------------------------------|-----|
| 1 | 281120 | 10/32 x 5/8 PAN HD PHIL | 4 |
| 2 | 341497 | 10-32 x .020-.130 RIVNUT GOLD | 2 |
| 3 | 226182 | 5/16-18 x 1 BH C/S | 2 |
| 4 | 202102 | 5/16-18 NYLOCK NUT THIN | 2 |
| 5 | 483146 | PLUG BACK TUBE P3 MAN RCLNR | 2 |
| 6 | 520988 | BACK PIVOT TUBE RCLNR | 2 |
| 7 | 561004 | 1" SADDLE 1/4" HOLE | 12 |
| 8 | 262100 | 1/4 AN WASHER FLAT | 8 |
| 9 | 201100 | 1/4-28 NYLOCK NUT THIN | 6 |
| 10 | 500188 | BACK PLATE MAN RCLNR P3 | 4 |
| 11 | 561082 | 1" TUBE END BUSHING THIN | 2 |
| 12 | 505271 | HDRST RTNG BTTN RCLNR | 2 |
| 14 | 200105 | 10-24 NYLOCK NUT | 2 |
| 15 | 550461 | CYL BRKT P300 MAN RCLNR | 2 |
| 16 | 225104 | 1/4 x 1-1/4 HEX SOC SHLDR SCW | 2 |

| ITEM | NUMBER | DESCRIPTION | QTY |
|----------------|--------|--|-----|
| 17 | 222256 | 5/16-18 x 1 1/2 BH C/S | 2 |
| 18 | 226150 | 1/4-28 x 2 BH C/S | 6 |
| 19 | 560410 | ZIP TIE BLACK | 2 |
| 20 | 560227 | 2 HOLE TOGGLE BENT PLST | 2 |
| 21 | 221191 | 1/4-28 x 2 1/4 G8 HEX C/S (DUAL-POST ARMREST) | 1 |
| 21A | 226152 | 1/4-20 x 2 BH C/S (HEIGHT-ADJUSTABLE ARMREST) | 1 |
| 1,2,11-13 | 840106 | BACK FRAME ASSM RCLNR P3 (SPECIFY DIMENSIONS) | |
| 3-10, 14-20 | 920392 | BACK FRAME BRKT ASSM RCLNR P3 (EA) | |
| | 920393 | BACK FRAME BRKT ASSM RCLNR P3 (PR) | |

LOCKING MECHANISM

(QUICKIE P300 MANUAL RECLINE/P320 MANUAL RECLINE)

(Discontinued - parts only) (Fits Quickie P300 prior to P3-10500)



P300X50

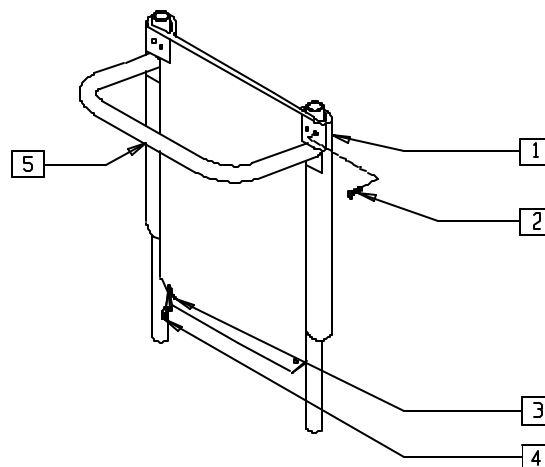
| ITEM | NUMBER | DESCRIPTION | QTY |
|------|--------|---------------------------|-----|
| 1 | 281120 | 10/32 x 5/8 PAN HD PHIL | 1 |
| 3 | 342059 | CYL LOCK CABLE ASSM P5 | 1 |
| 4 | 342051 | MECH CYLINDER LOCK R | 1 |
| 4A | 342052 | MECH CYLINDER LOCK L | 1 |
| 5 | 321141 | .650L x 6 COIL SPRING | 1 |
| 6 | 342000 | 1/4" E-CLIP | 1 |
| 2,7 | 580111 | CYL LOCK LEVER ASSM RCLNR | 1 |
| 8 | 202102 | 5/16-18 NYLOCK NUT THIN | 1 |
| 9 | 200105 | 10-24 NYLOCK NUT | 1 |
| 10 | 222256 | 5/16-18 x 1 1/2 BH C/S | 1 |

| ITEM | NUMBER | DESCRIPTION | QTY |
|--------|--------|--------------------------------|-----|
| 11 | 550461 | CYL BRKT P300 MAN RCLNR | 1 |
| 12 | 225104 | 1/4 x 1-1/4 HEX SOC SHLDR SCW | 1 |
| 13 | 342049 | 10mm I.D. SPLIT COLLAR | 1 |
| 14 | 202103 | 5/16-18 NYLOCK NUT THICK | 1 |
| 15 | 263100 | 5/16 AN WASHER FLAT | 2 |
| 16 | 226198 | 5/16-18 x 2 BH C/S SHT THREAD | 1 |
| 17 | 561016 | 1" WASHER 5/16" HOLE | 2 |
| 1-17 | 920382 | MECH CYL LCK ASSM R RCLNR P300 | |
| 1-3,4A | 920383 | MECH CYL LCK ASSM L RCLNR P300 | |
| 5-17 | | | |

BACKREST UPHOLSTERY

(QUICKIE P300 MANUAL RECLINE/P320 MANUAL RECLINE)

(Discontinued - parts only) (Fits Quickie P300 prior to P3-10500)



P300X48

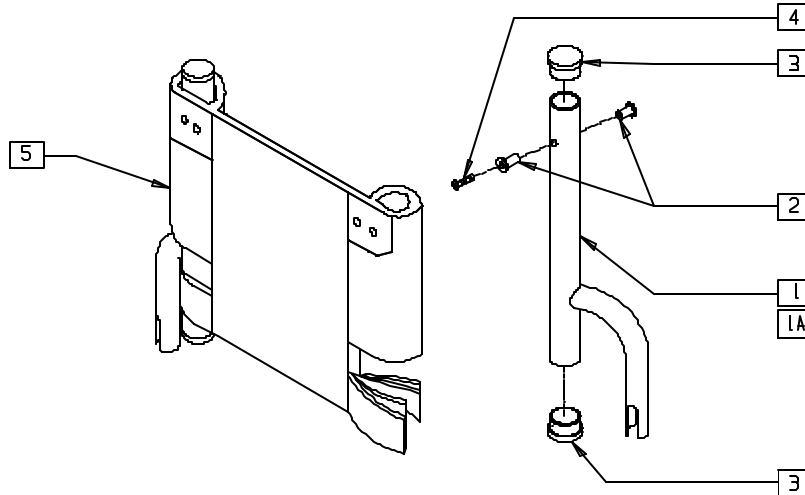
| ITEM | NUMBER | DESCRIPTION | QTY |
|------|-------------------|--|-----|
| 1 | 684254- 684284 | BACK UPHOLSTERY RCLNR 14" TALL - 20" TALL | 1 |
| 2 | 281120 | 10/32 x 5/8 PAN HD PHIL | 4 |
| 3 | 560410 | ZIP TIE BLACK | 2 |
| 4 | 560227 | 2 HOLE TOGGLE BENT PLST | 2 |

| ITEM | NUMBER | DESCRIPTION | QTY |
|------|-------------------|--|-----|
| 5 | 840154- 840160 | BACK FRAME ASSM RCLNR P3 (SPECIFY DIMENSIONS) | 1 |
| 1-5 | 684101- 684107 | BACK ASSM RCLNR P300 14"-20" | |

HEADREST EXTENSION

(QUICKIE RECLINER/P300 MANUAL RECLINE/P320 MANUAL RECLINE)

(Discontinued - parts only) (Fits Quickie P300 prior to P3-10500)



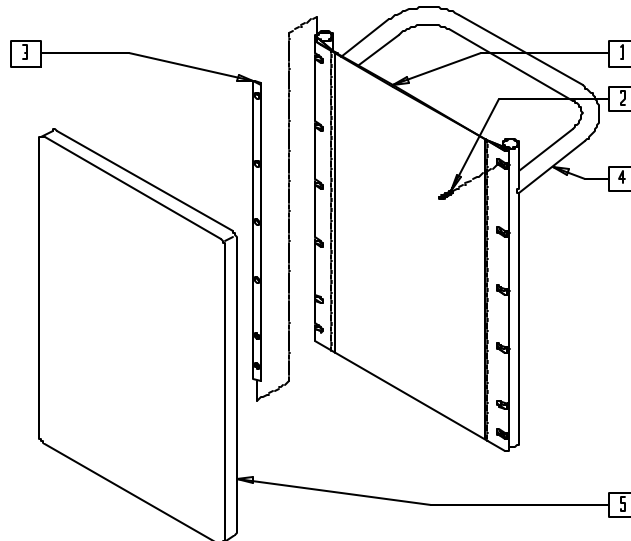
P300X53

| ITEM | NUMBER | DESCRIPTION | QTY |
|--------|--------|-------------------------------|-----|
| 2 | 341497 | 10-32 x .020-.130 RIVNUT GOLD | 4 |
| 3 | 561002 | 1" INSERT PLUG .083 | 4 |
| 4 | 281120 | 10-32 x 5/8 PAN HD PHIL | 2 |
| 1-3 | 661201 | HDRST TUBE W/INSERT R | |
| 1A,2,3 | 661202 | HDRST TUBE W/INSERT L | |

| ITEM | NUMBER | DESCRIPTION | QTY |
|----------|-------------------|--|-----|
| 5 | 684136- 684196 | HEADREST OFFSET UPHOLSTERY RECLINER 14"-20" | 1 |
| 1,1A,2-5 | 681236- 681296 | HEADREST OFFSET ASSEMBLY RECLINER 14"-20" | |

SLING BACK (QUICKIE P300 MANUAL RECLINE/P320 MANUAL RECLINE)

(Discontinued - parts only) (Fits Quickie P300 prior to P3-10500)

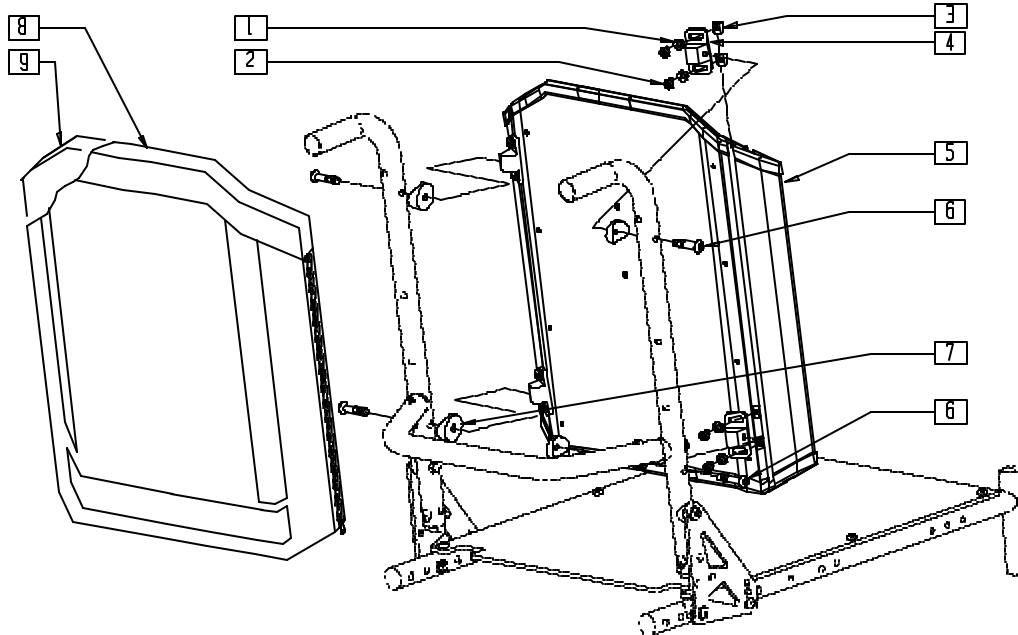


P300X51

| ITEM | NUMBER | DESCRIPTION | QTY |
|------|-------------------|-----------------------------|-----|
| 1 | 684214- 684220 | BACK SLING RECLINER 14"-20" | 1 |
| 2 | 281119 | 10-32 x 5/8 FH SOC ZN | 8 |
| 3 | 500103 | BACK UPH RAIL RECLINER | 2 |

| ITEM | NUMBER | DESCRIPTION | QTY |
|------|-------------------|--|-----|
| 1-4 | 681314- 681320 | BACK ASSM W/SLING RECLINER P3 14"-20" | |
| 5 | 684221- 684227 | BACK CUSHION RECLINER 14"-20" | 1 |

SOLID BACK (QUICKIE G-424/S-525)

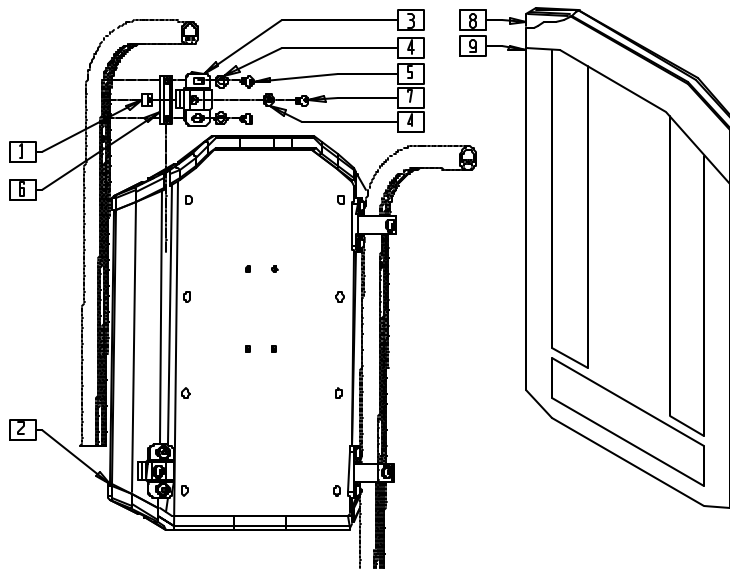


PBCKX02A

| ITEM | NUMBER | DESCRIPTION | QTY |
|------|---------------|--------------------------------|-----|
| 1 | 267052 | 1/4 AN WASHER FLAT AN960 | 8 |
| 2 | 221094 | 1/4-28 x 7/16 BH C/S BLK | 8 |
| 3 | 481106-QU | CHANNEL UNF NUT 1/4-28 | 8 |
| 4 | 121507 | SOLID BACK MOUNTING BRACKET | 4 |
| 5 | 881850-881884 | SOLID BACKREST SHELL | 1 |
| 6 | 226291 | 5/16-18 x 1-1/2 BHCS BK W/PTCH | 4 |
| 7 | 561006 | 1" SADDLE 5/16" HOLE | 4 |

| ITEM | NUMBER | DESCRIPTION | QTY |
|---------|---------------|--|-----|
| 8 | 681760-681799 | FOAM INSERT COVER SLD BK (COVER ONLY) | 1 |
| 8,9 | 681850-681894 | BACK CUSHION SOLID BK 14"x16" - (CUSHION WITH COVER) | 1 |
| 5,8,9 | 687400-687434 | SOLID BACK ASSEMBLY | |
| 1-4,6,7 | 881900 | MOUNT KIT SOLID BACK (2 PR) | |
| | 881795 | MOUNT HDWR SOLID BACK (EA) | |

SOLID BACKREST (QUICKIE S-626)



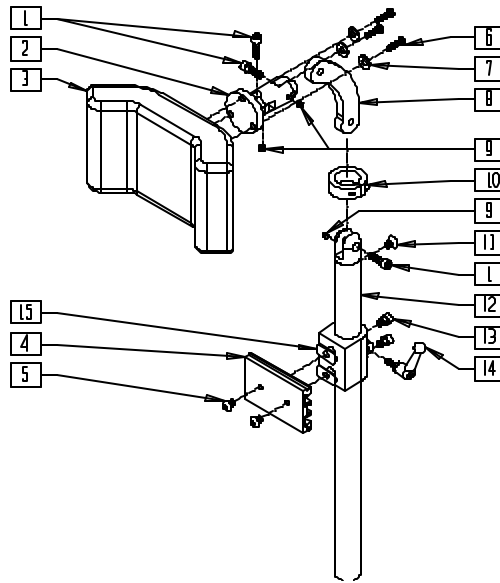
S6260X04

| ITEM | NUMBER | DESCRIPTION | QTY |
|------|---------------|---------------------------------|-----|
| 1 | 481106-QU | 1/4-28 CHANNEL NUT | 1 |
| 2 | 881850-881894 | SOLID BACKREST SHELL ASSEMBLY | 1 |
| 3 | 505553 | CURVED BACK BRACKET S626 | 1 |
| 4 | 262100-QU | 1/4 AN WASHER FLAT | 3 |
| 5 | 221092 | 1/4-28 x 7/16 BH CS BLK W/PATCH | 2 |
| 6 | 481419 | 1/4-28 CHANNEL NUT 1.75" SP | 1 |
| 7 | 221091 | 1/4-28 x 1/2 BH C/S BLK W/PTCH | 1 |

| ITEM | NUMBER | DESCRIPTION | QTY |
|-------|---------------|---|-----|
| 8 | 681761-682124 | FOAM INSERT COVER SOLID BACK | 1 |
| 8,9 | 681851-681894 | BACK CUSHION SOLID BACK (CUSHION AND COVER) | 1 |
| 1,3-7 | 883160 | SOLID BACK ATTACH HARDWARE S626 | |
| 2,8,9 | 687400-687444 | SOLID BACK ASSEMBLY | |

HEADREST (QUICKIE G-424/S-525/S-626)

(For use with Integrated Tilt) (Effective 4/4/00)

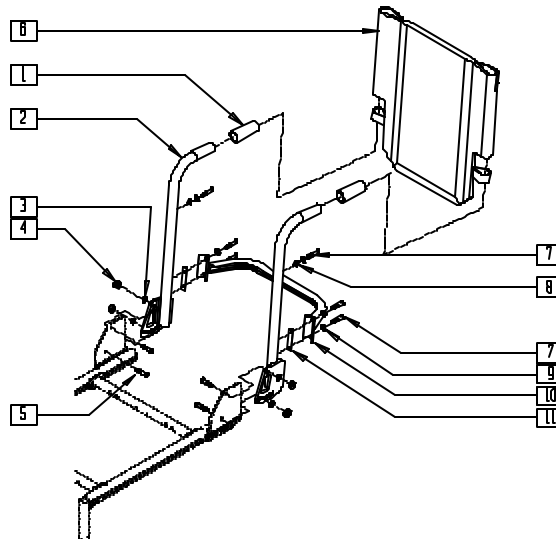


TCG00X6A

| ITEM | NUMBER | DESCRIPTION | QTY |
|------|-----------|------------------------------|-----|
| 1 | 221115 | 1/4-20 x 3/4" SOC HD C/S BLK | 3 |
| 3 | 750696 | HEADREST W/ZIPPER MEDIUM CG | 1 |
| | 750697 | HEADREST W/ZIPPER LARGE CG | |
| 4 | 505932 | HEADREST MOUNTING TRACK | 1 |
| 5 | 476304 | 1/4-28 x .31 BHCS W/PATCH | 2 |
| 6 | 455010-OU | 10-32 x 3/4 BH C/S BLK | 3 |
| 7 | 261204 | #10 AN WASHER .063 | 3 |
| 8 | 331078 | HEADREST LINK | 1 |
| 9 | 341045 | #10-24 CONE POINT SET SCREW | 3 |

| ITEM | NUMBER | DESCRIPTION | QTY |
|------------|--------|--------------------------------|-----|
| 10 | 505933 | HEADREST COLLAR | 1 |
| 11 | 226072 | 1/4-20 x 1/2 FH C/S BLK | 1 |
| 13 | 226095 | 1/4-20 x 3/8" SOC C/S BLK ZN | 2 |
| 14 | 341046 | HEADREST CLAMPING HANDLE SCREW | 1 |
| 15 | 340033 | 1/4-20 WELD NUTS SLAB BASE | 2 |
| 1,2,4,6-14 | 881003 | HEADREST MOUNTING BRACKET ASSM | |
| 1-14 | 881907 | HEADREST ASSEMBLY MEDIUM | |
| | 881908 | HEADREST ASSEMBLY LARGE | |

NON-FOLDING ADJUSTABLE BACKREST (QUICKIE S-626)

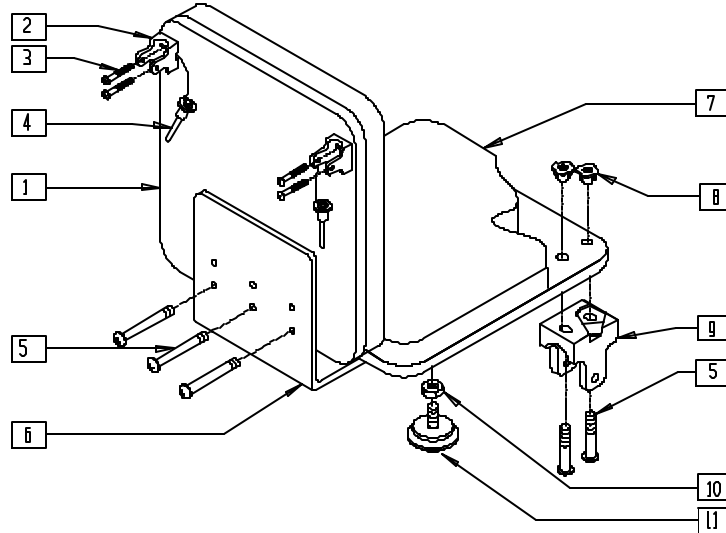


S6260X14

| ITEM | NUMBER | DESCRIPTION | QTY |
|------|---------------|--|-----|
| 1 | 560663 | QUICKIE GRIP 1" | 2 |
| 3 | 262110 | 1/4 AN WASHER FLAT THIN | 4 |
| 4 | 204110 | 1/4-28 NYLOCK NUT BLK ZN | 4 |
| 5 | 226064 | 1/4-28 x 3/4 BH C/S BLK W/PTCH | 4 |
| 6 | 687900-687923 | BACK UPH 14" - 24" (21"-22")-(23"-24") S626 (SPECIFY HEIGHT) | 1 |
| | 686930-686983 | BACK UPH 14" - 24" (15"-20") S626 (SPECIFY HEIGHT) | |
| | | | |
| 7 | 221091 | 1/4-28 x 1/2 BH C/S BLK W/PTCH | 6 |

| ITEM | NUMBER | DESCRIPTION | QTY |
|--------|---------------|---|-----|
| 8 | 481106-OU | 1/4-28 CHANNEL NUT | 2 |
| 9 | 262100-OU | 1/4 AN WASHER FLAT | 6 |
| 10 | 542004-542012 | ADJ SPREADER BAR WELD 14 -24" | 1 |
| 11 | 481419 | 1/4-28 CHANNEL NUT 1.75" | 2 |
| 1,2 | 843070-843079 | BACK TUBE W/FOAM (15"-16")-(23"-24") S626 (EA) | |
| 7,9-11 | 884160-884168 | ADJ SPREADER BAR (14"-24") ASSEMBLY S626 | |

SOLID SEAT AND SOLID BACK (QUICKIE Z500[ZIPPIE P500])

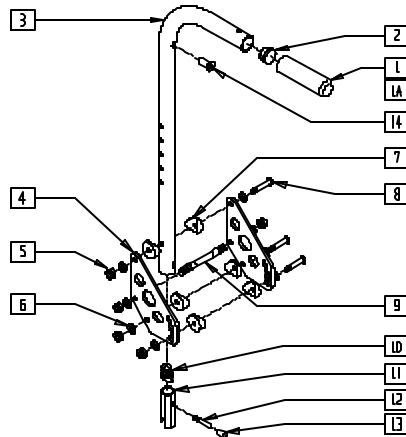


P500X9A

| ITEM | NUMBER | DESCRIPTION | QTY |
|------|---------------|---|-----|
| 1,8 | 735056-735070 | PLY BACK ZP'S (NEW) 12" LOW - 16" TALL | |
| 2 | 562609 | BRACKET SEAT QTS/BACK Z2 | 2 |
| 3 | 226101 | 1/4-20 x 3/4 BH C/S | 4 |
| 4 | 349020 | STROLLER HANDLE RELEASE PIN | 2 |
| 5 | 226101 | 1/4-20 x 3/4 BH C/S | 14 |
| 6 | 562607 | PLY SEAT BRACKET | 1 |

| ITEM | NUMBER | DESCRIPTION | QTY |
|----------|---------------|--|-----|
| 7,8 | 735012-735040 | PLY SEAT ZP 12 x 10/11 x 1/2" - 16 x 15/16 x 1/2" | |
| 8 | 341504 | 1/4-20 T NUT | 11 |
| 9 | 562609 | BRACKET SEAT QTS/BACK Z2 | 2 |
| 10 | 201121 | 1/4-20 NUT THIN | 2 |
| 11 | 349560 | ZP RUBBER STOP | 2 |
| 2-6,9-11 | 920329 | SEATING HDWR KIT ZP'S/P5 | |

BACKREST (QUICKIE Z500[ZIPPIE P500])



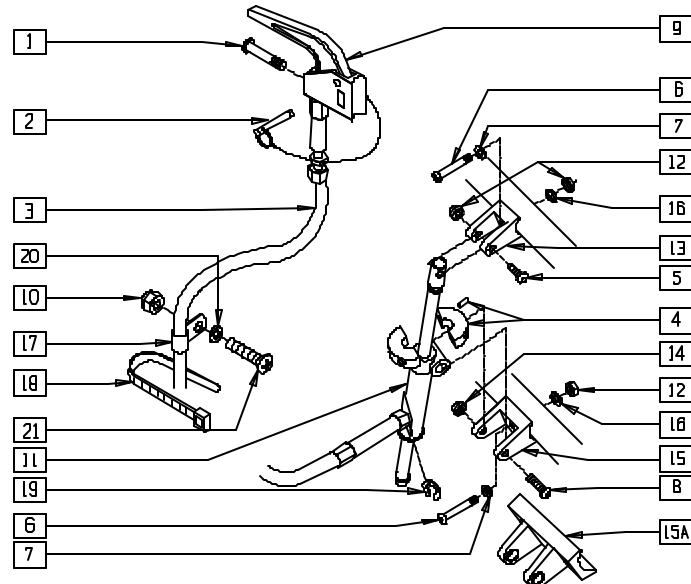
ZP200X05

| ITEM | NUMBER | DESCRIPTION | QTY |
|------|-----------|---------------------------------|-----|
| 1 | 560663 | QUICKIE GRIP 1" | 1 |
| 1A | 560660 | QUICKIE GRIP 1" W/HOLE | 1 |
| 2 | 561002 | 1" INSERT PLUG .083 | 1 |
| 4 | 500192 | BACK PLATE ZP/P5/QT/EX/Q2 DEPTH | 2 |
| 5 | 201100 | 1/4-28 NYLOCK NUT THIN | 5 |
| 6 | 262100-QU | 1/4 AN WASHER FLAT | 8 |
| 7 | 561004 | 1" SADDLE 1/4" HOLE | 6 |
| 8 | 226150 | 1/4-28 x 2 BH C/S | 3 |
| 9 | 481042 | BACK RELEASE STOP PIN QTS | 1 |
| 10 | 321110 | S/A LATCH SPRING | 1 |
| 11 | 483019 | BACK RELEASE LATCH | 1 |
| 12 | 481084 | BACK RELEASE PIN ZP2/QT/EX | 1 |
| 13 | 560502 | ANTI-TIP LEVER COVER | 1 |

| ITEM | NUMBER | DESCRIPTION | QTY |
|-----------|------------------------|-------------------------------|-----|
| 14 | 341497 | 10-32 x .020-.130 RIVNUT GOLD | 1 |
| 5-9 | 920321 | BACK PLATE HDWR KIT | |
| 5-13 | 920328 | BACKREST LATCH KIT | |
| 1-3,14 | 842079-842081 | STRL HDNL W/FOAM ZP'S/P5/QT | |
| 1-14 | 920299, 920345, 920347 | STRLR HDNL & PLATE ASSM | |
| 1A,2,3,14 | 842066-842068 | EXT STROLLER HANDLE | |
| 1A,2,3,14 | 920375, 920348, 920349 | EXT STRLR HDNL & PLT ASSM | |

NOTE: HOLE ON TOP OF STROLLER HANDLE (FOR STROLLER HANDLE EXTENSION) EFFECTIVE 12/21/93, BEGINNING SERIAL NUMBER ZP-32105.

LOCKING MECHANISM (QUICKIE Z500[ZIPPIE P500])

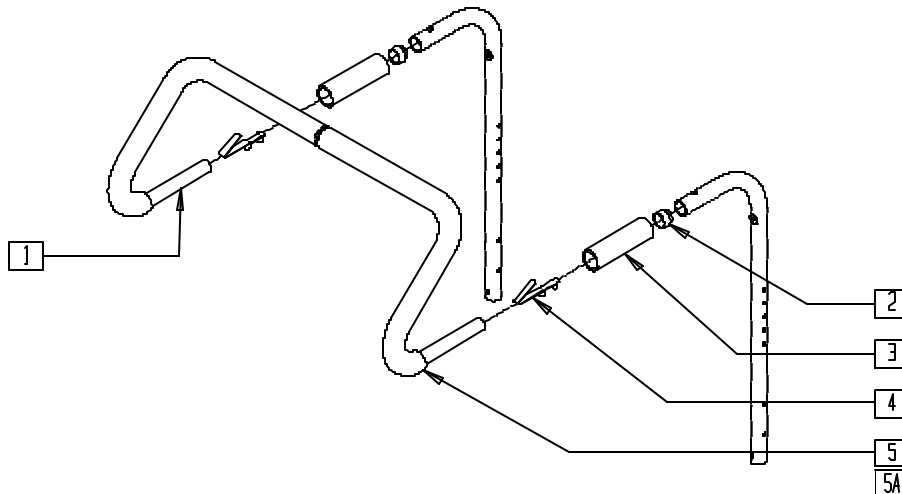


P500X11

| ITEM | NUMBER | DESCRIPTION | QTY |
|------|-----------|------------------------------|-----|
| 1 | 281120 | 10-32 x 5/8 PAN HD PHIL | 1 |
| 2 | 349021 | TRIGGER REL PIN TS/QT/P5 | 1 |
| 3 | 342059 | CYL LOCK CABLE ASSM P5 | 1 |
| 4 | 342049 | 10mm I.D. SPLIT COLLA | 1 |
| 5 | 226129 | 1/4-28 x 1 1/4 BH C/S | 1 |
| 6 | 226130 | 1/4-28 x 1 1/2 BH C/S | 3 |
| 7 | 262100-QU | 1/4 AN WASHER FLAT | 2 |
| 8 | 226190 | 5/16-18 x 1 3/4 BH C/S SHLDR | 1 |
| 9 | 580110 | CYL LOCK LEVER ASSM QT/OR/P5 | 1 |
| 10 | 200100 | 10-32 NYLOCK NUT | 1 |
| 11 | 342051 | MECH CYLINDER LOCK R | 1 |
| 12 | 201100 | 1/4-28 NYLOCK NUT THIN | 1 |
| 13 | 500140 | CYLINDER BRACKET 1" TS/P5 | 1 |

| ITEM | NUMBER | DESCRIPTION | QTY |
|-------------------|--------|---------------------------------|-----|
| 14 | 202102 | 5/16-18 NYLOCK NUT THIN | 1 |
| 15 | 500141 | CYLINDER BRACKET TS 1-1/2" | 1 |
| 15A | 500144 | CYLINDER BRACKET P5 | 1 |
| 16 | 262130 | 6mm WASHER WAVE | 3 |
| 17 | 349508 | 1/4" I.D. PLASTIC CLAMP BLK | 1 |
| 18 | 560410 | ZIP TIE BLACK | 1 |
| 19 | 342000 | 1/4" E-CLIP | 1 |
| 20 | 261204 | #10 AN WASHER .063 | 1 |
| 21 | 226032 | 10-32 x 1 1/2 BH C/S BLK | 1 |
| 1-14,15A 16-21 | 920330 | MECH LOCK ASSM 10"-14" P5 (EA) | |
| 1-21 | 920332 | MECH CYL LOCK ASSM 15"-16" R P5 | |
| | 920333 | MECH CYL LOCK ASSM 15"-16" L P5 | |

STROLLER HANDLE EXTENSION (QUICKIE Z500[ZIPPIE P500])

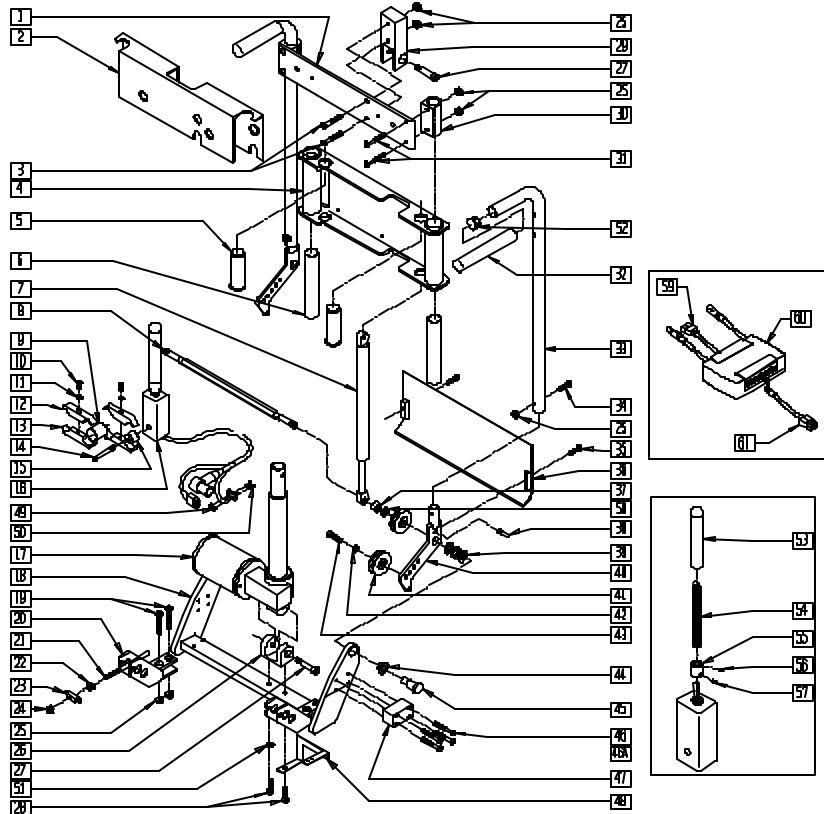


P500X53

| ITEM | NUMBER | DESCRIPTION | QTY |
|------|--------|--------------------------------|-----|
| 2 | 561082 | 1" TUBE END BUSHING THIN | 2 |
| 3 | 560660 | QUICKIE GRIP 1" W/HOLE | 2 |
| 4 | 301108 | 5/16 SNAP BUTTON DUAL ONE SIDE | 2 |
| 5 | 560615 | STROLLER EXT GRIP 10"-13" | 2 |

| ITEM | NUMBER | DESCRIPTION | QTY |
|--------|-------------------|---------------------------|-----|
| 5A | 560616 | STROLLER EXT GRIP 14"-17" | 2 |
| 1-5 | 842052, 842053 | STROLLER EXT ASSM 12"-13" | |
| 1-4,5A | 842054- 842056 | STROLLER EXT ASSM 14"-16" | |

BACK ASSEMBLY (QUICKIE POWER RECLINE SYSTEM)

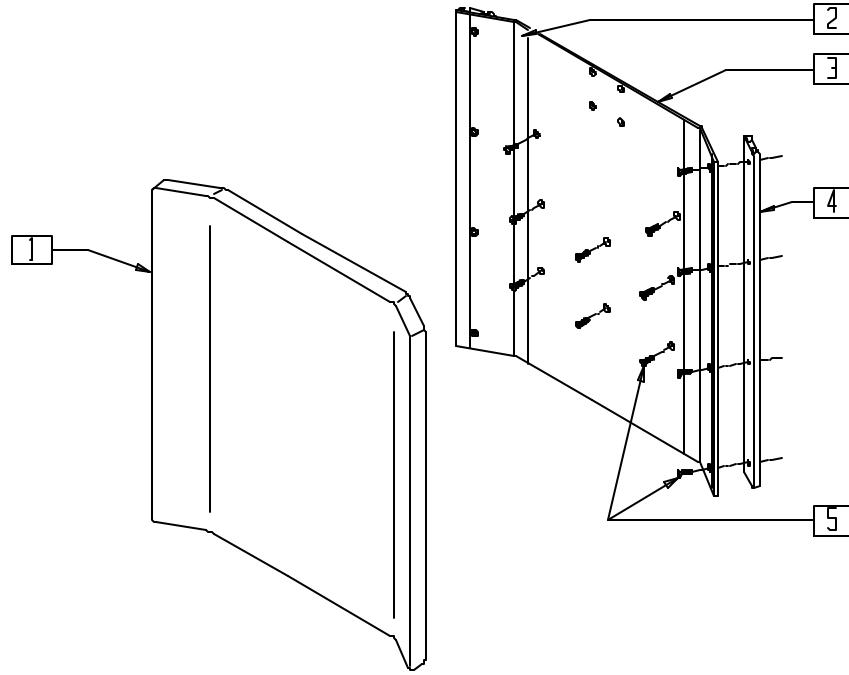


P200X46A

| ITEM | NUMBER | DESCRIPTION | QTY |
|------|--------|------------------------------|-----|
| 1 | 505418 | STABILIZER BAR PRS | 1 |
| 2 | 562516 | BACK COVER PLATE PRS | 1 |
| 3 | 226100 | 1/4-28 x 3/4 BH C/S | 2 |
| 4 | 505406 | SLIDE BRKT WELDMNT PRS | 1 |
| 5 | 521217 | GAS SPRING RETAINER TUBE | 2 |
| 6 | 561312 | SLIDE BUSHING PRS | 2 |
| 7 | 342062 | GAS SPRING PRS | 2 |
| 8 | 481175 | PIVOT BAR PRS | 1 |
| 9 | 483109 | CLAMP CONNECT PRS | 1 |
| 10 | 226112 | 1/4-28 x 1 SOC C/S BLK | 2 |
| 11 | 262114 | 1/4 WASHER HI COLLAR LOCK ZN | 2 |
| 12 | 550718 | SWITCH CLAMP TOP PRS | 2 |
| 13 | 550719 | SWITCH CLAMP BOTTM PRS | 2 |
| 14 | 226110 | 1/4-28 x 1 BH C/S | 1 |
| 15 | 483108 | CLAMP BASE SWITCH PRS | 1 |
| 16 | 139118 | SWITCH HARNESS PRS | 1 |
| 17 | 499350 | LINEAR ACTUATOR PRS | 1 |
| 18 | 505403 | PIVOT WELDMNT PRS | 1 |
| 19 | 221132 | 1/4-28 x 1 1/2 FH SOC SCW | 4 |
| 20 | 505136 | SWIVEL BRKT WELDMNT PRS | 2 |
| 21 | 139120 | CABLE ASSM PRS | 2 |
| 22 | 200116 | 10-32 HEX JAM NUT | 2 |
| 23 | 481176 | CABLE SWIVEL PRS | 2 |
| 24 | 200101 | 10-32 NYLOCK NUT THIN | 2 |
| 25 | 201100 | 1/4-28 NYLOCK NUT THIN | 12 |
| 26 | 505402 | CLEVIS BRKT LOWER PRS | 1 |
| 27 | 220080 | 3/8 x 1 1/4 SHOULDER BOLT | 2 |
| 28 | 222098 | 5/16-24 x 1 1/4 HEX C/S | 2 |
| 29 | 505409 | CLEVIS BRKT UPPR PRS | 1 |
| 30 | 505417 | STABILIZER CLAMP PRS | 2 |
| 31 | 226140 | 1/4-28 x 1 3/4 BH C/S | 4 |
| 32 | 560662 | QUICKIE GRIP 3/4" | 2 |
| 33 | 520300 | HDRST TUBE RCLNR R | 1 |
| | 520301 | HDRST TUBE RCLNR L | 1 |
| 34 | 226125 | 1/4-28 x 1 1/8 BH C/S | 2 |

| ITEM | NUMBER | DESCRIPTION | QTY |
|-------------|--------|--------------------------------------|-----|
| 35 | 226019 | 10-32 x 3/8" FH C/S | 2 |
| 36 | 562517 | BOTTOM PLATE PRS | 1 |
| 37 | 520370 | PULLEY SPACER | 2 |
| 38 | 481014 | 1/4-20 x .88 REL PIN | 1 |
| 39 | 262000 | WASHER BELLEVILLE A1-115159 | 6 |
| 40 | 505413 | PULLEY BRKT WELDMNT | 2 |
| 41 | 342105 | PULLEY 1.75 x .440 x .375 | 4 |
| 42 | 262141 | 3/8 LOCK WASHER | 2 |
| 43 | 220085 | 3/8-24 x 1 HEX C/S | 2 |
| 44 | 349641 | BSHNG BRNZ .6275 ID x .7525 OD x 1/2 | 2 |
| 45 | 481177 | PIVOT BOLT PRS | 2 |
| 46 | 221124 | 1/4-28 x 1 1/4 G8 BH C/S | 8 |
| 46A | 221191 | 1/4-28 x 2 1/4 G8 BH C/S | 8 |
| 47 | 505415 | SPACER FRAME PRS | 1 |
| 48 | 505268 | BRKT INTERRUPT SWITCH PRS | 1 |
| 49 | 200026 | 2-56 NYLOCK NUT | 2 |
| 50 | 281015 | 2-56 x 3/4 PAN PHIL M/S ZN | 2 |
| 51 | 263100 | 5/16 AN WASHER FLAT | 1 |
| 52 | 560768 | 7/8" INSERT PLUG .049 | 2 |
| 53 | 560305 | 4 x .375 ID x .125 FOAM GRIP | 1 |
| 54 | 321104 | SPRING .38 OD x 2.85-TILT SWITCH | 1 |
| 55 | 341125 | COUPLER - TILT SWITCH | 1 |
| 56 | 225105 | 4-40 x 1/16 SET SCREW BLK | 2 |
| 57 | 225106 | 4-40 x 1/8 SET SCREW BLK | 3 |
| 58 | 262137 | 3/8 WASHER CURVED | 2 |
| 59 | 139430 | CABLE INHIBITOR ALM P210 | 1 |
| 60 | 881343 | PILOT + ALM W/VELCRO 10 AMP | 1 |
| 61 | 139422 | WIRING HARNESS ALM P210 | 1 |
| 9-15 | 880759 | SWITCH CLAMP ASSM PRS | |
| 1-8,17-46, | 887186 | RCLNR BACK ASSM 16" P210 | |
| 48,51,52,58 | | (INCLUDES SHROUD) | |
| 1-8,17,45, | 887188 | RCLNR BACK ASSM 18" P210 | |
| 46A,48 | | (INCLUDES SHROUD) | |
| 51,52,58 | | | |

BACK PAN (QUICKIE POWER RECLINE SYSTEM)

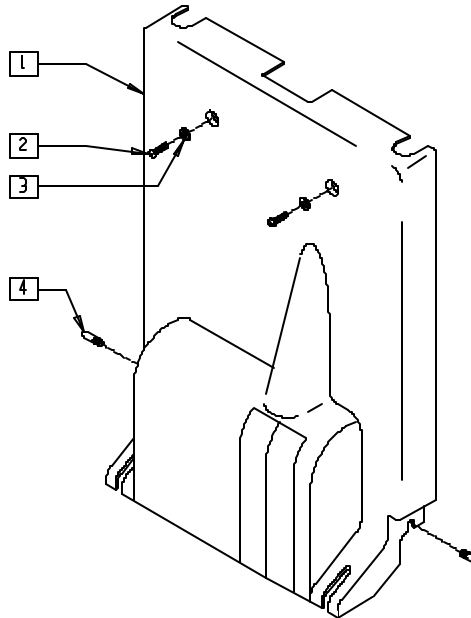


P200X54

| ITEM | NUMBER | DESCRIPTION | QTY |
|------|---------------|--------------------------------|-----|
| 1 | 684330-684338 | BACK CUSHION PRS | 1 |
| 2 | 901171 | LOW SEAT VELCRO® STRIP PS P300 | 2 |
| 2,3 | 688120-688128 | BACK PAN ASSEMBLY PRS | |

| ITEM | NUMBER | DESCRIPTION | QTY |
|------|---------------|-----------------------|-----|
| 4 | 550106-550108 | HDWR MOUNTING CHANNEL | 2 |
| 5 | 226019 | 10-32 x 3/8" FH C/S | 16 |

RECLINER COVER (QUICKIE POWER RECLINE SYSTEM)

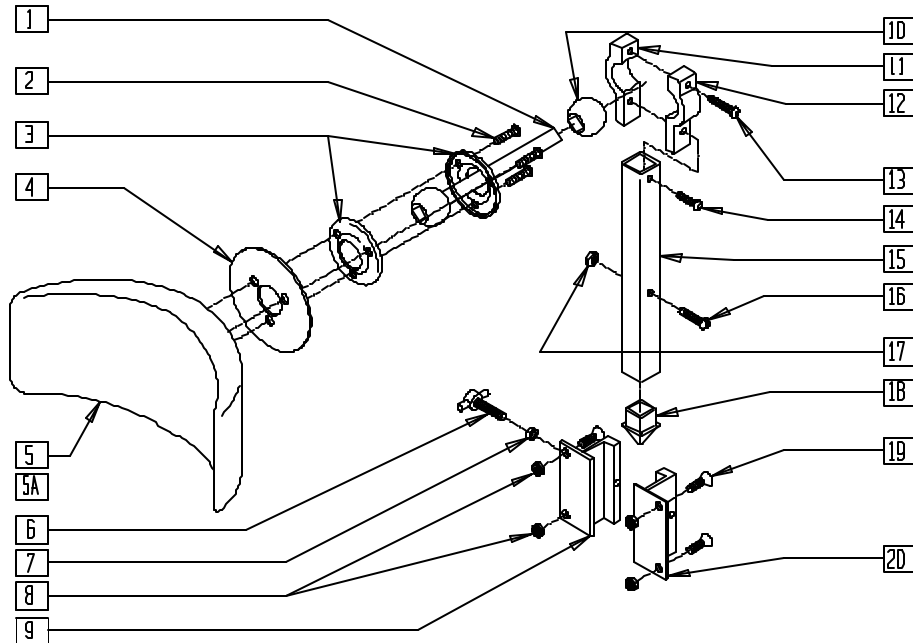


P200X56

| ITEM | NUMBER | DESCRIPTION | QTY |
|------|--------|---------------------|-----|
| 1 | 562515 | SHROUD PRS | 1 |
| 2 | 226090 | 1/4-28 x 5/8 BH C/S | 2 |

| ITEM | NUMBER | DESCRIPTION | QTY |
|------|--------|-------------------------|-----|
| 3 | 262110 | 1/4 AN WASHER FLAT THIN | 2 |
| 4 | 481014 | 1/4-20 x .88 REL PIN | 2 |

HEADREST ASSEMBLY (QUICKIE POWER RECLINE SYSTEM)



P200X64

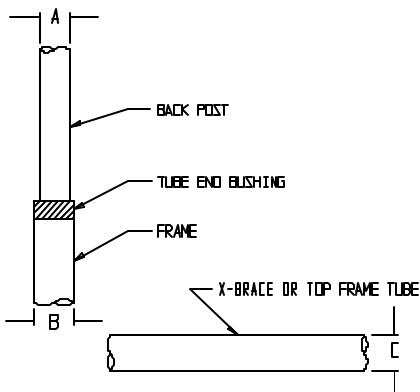
| ITEM | NUMBER | DESCRIPTION | QTY |
|------|-----------|-------------------------------|-----|
| 1 | 450113-QU | HDRST ADJ ROD W/BALL | 1 |
| 2 | 226028-QU | 10-32 x 1 BH C/S BLK | 3 |
| 3 | 450111-QU | HDRST LOCKING RING 1" | 2 |
| 4 | 452110-QU | HEADREST PAD PLATE | 1 |
| 5 | 450100-QU | POSTERIOR HDRST PAD SM | 1 |
| 5A | 450102-QU | POSTERIOR HDRST PAD LRG | 1 |
| 6 | 455041-QU | 10-24 x 1 THUMB SCW | 1 |
| 7 | 455040-QU | #10 PLASTIC SPACER | 1 |
| 8 | 200101-QU | 10-32 NYLOCK NUT THIN | 4 |
| 9 | 450125 | HDRST SLIDE BRKT THREADED | 1 |
| 10 | 450128-QU | ALUM BALL 1" | 1 |
| 11 | 450115-QU | HDRST BALL CLMP SNGL NON-THRD | 1 |
| 12 | 450114-QU | HDRST BALL CLMP SNGL THRD | 1 |

| ITEM | NUMBER | DESCRIPTION | QTY |
|--------------|-----------|-------------------------------|-----|
| 13 | 455008-QU | 10-24 x 3/4 ALLEN BH SCW | 1 |
| 14 | 455007-QU | 10-24 x 1 ALLEN BH SCW | 1 |
| 15,18 | 450118-QU | HDRST VERT POST SHORT SLIDE | |
| 16 | 455019-QU | 10-32 x 7/8 PLSTC SLOT HD SCW | 1 |
| 17 | 455020-QU | 10-32 PLSTC NUT | 1 |
| 18 | 450120-QU | HDRST VERT POST PLUG | 1 |
| 19 | 226013 | 10-32 x 1/2" FH C/S | 4 |
| 20 | 450126-QU | HDRST SLIDE BRKT NON-THRD | 1 |
| 6,7,9,20 | 450168-QU | HDRST SLIDE BRACKET ASSEMBLY | |
| 1-4,5A, 6-20 | 450095 | HDRST ASSEMBLY LG PAD PRS | |
| 1-20 | 450094 | HDRST ASSEMBLY SM PAD PRS | |

BACKREST AND SEAT TUBE DIAMETER MEASURING GUIDE

THIS GUIDE WILL DETERMINE THE BACKREST AND SEAT TUBE DIAMETER OF QUICKIE CHAIRS. KEEP THIS CHART WITH YOUR QUICKIE INSERT REFERENCE MANUAL AND USE IT WHEN ORDERING AN INSERT SEATING SYSTEM. TO USE, FOLLOW THESE FOUR EASY STEPS:

1. CHOOSE THE APPROPRIATE CHAIR.
2. USE THE "A" DIMENSION.
3. USE THE "B" DIMENSION.
4. USE THE "C" DIMENSION.



| CHAIR | "A" | "B" | "C" |
|-------------|------|--------|-----|
| G-424 | 1" | 1" | 1" |
| P110 | 7/8" | 1 1/8" | 1" |
| P190 | 7/8" | 1" | — |
| P200 | 7/8" | 1" | — |
| P-222 | 1" | 1" | 1" |
| P300 | 7/8" | 1" | 1" |
| P320 | 7/8" | — | 1" |
| S-525 | 1" | 1" | 1" |
| S-626* | 1" | 1" | 1" |
| V100 (P100) | 7/8" | 1" | 1" |
| V-121 | 7/8" | 7/8" | — |
| V-521 | 7/8" | 7/8" | — |
| Z500 (P500) | 1" | — | 1" |

* OVALIZED CHANNEL TUBING

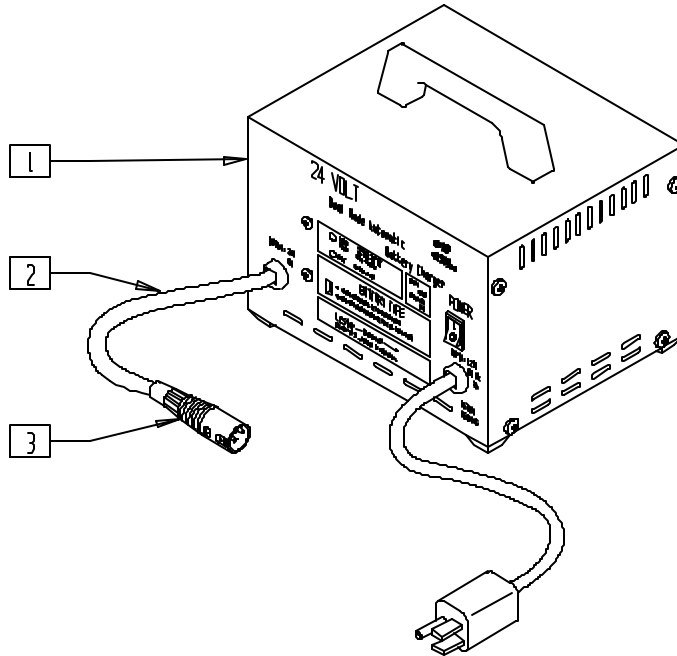
Battery Chargers

IN THIS SECTION

| | |
|--|---|
| Lester Battery Charger Dual Mode (3-pin) (Quickie G-424/P110/P190/P200/P210/ P-222/P300/P320/S-525/S-626/V100[P100]/ V-121[P120]/V-521/Z500[Zippie P500]).....6.1 | Schauer Battery Charger Dual Mode (Quickie P100/P110, Zippie P500) (Disc.).....6.1 |
|--|---|

LESTER BATTERY CHARGER DUAL MODE (3-PIN)
**(QUICKIE G-424/P110/P190/P200/P210/P-222/P300/P320/S-525/
 S-626/V100[P100]/V-121[P120]/V-521/Z500[ZIPPIE P500])**

(Fits P300 beginning serial number P3-6706, effective 7/1/92)



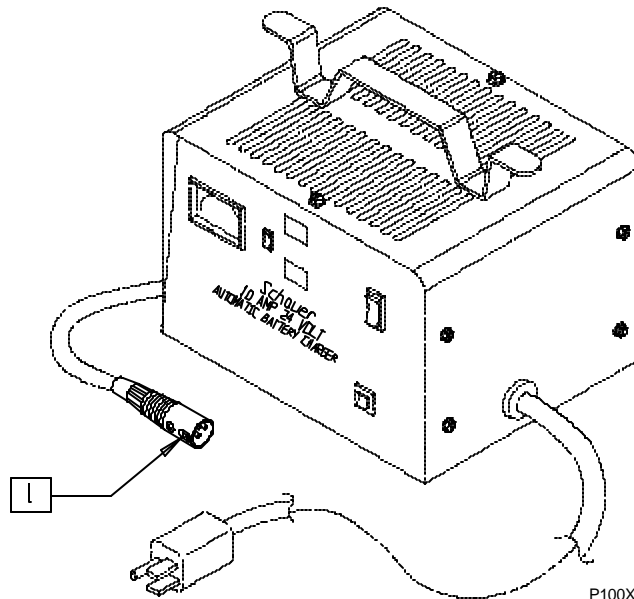
P100X29A

| ITEM | NUMBER | DESCRIPTION | QTY |
|------|--------|------------------------------|-----|
| 1,2 | 136060 | BTRY CHRGR LESTER #18330 N/A | |
| 3 | 135025 | PLUG A3M (3-PIN) | 1 |

| ITEM | NUMBER | DESCRIPTION | QTY |
|------|--------|----------------------|-----|
| 2,3 | 139328 | CHARGER PLUG & CABLE | 1 |

SCHAUER BATTERY CHARGER DUAL MODE
(QUICKIE P100/P110, ZIPPIE P500)

(Discontinued 1/29/01 - parts only)



P100X30A

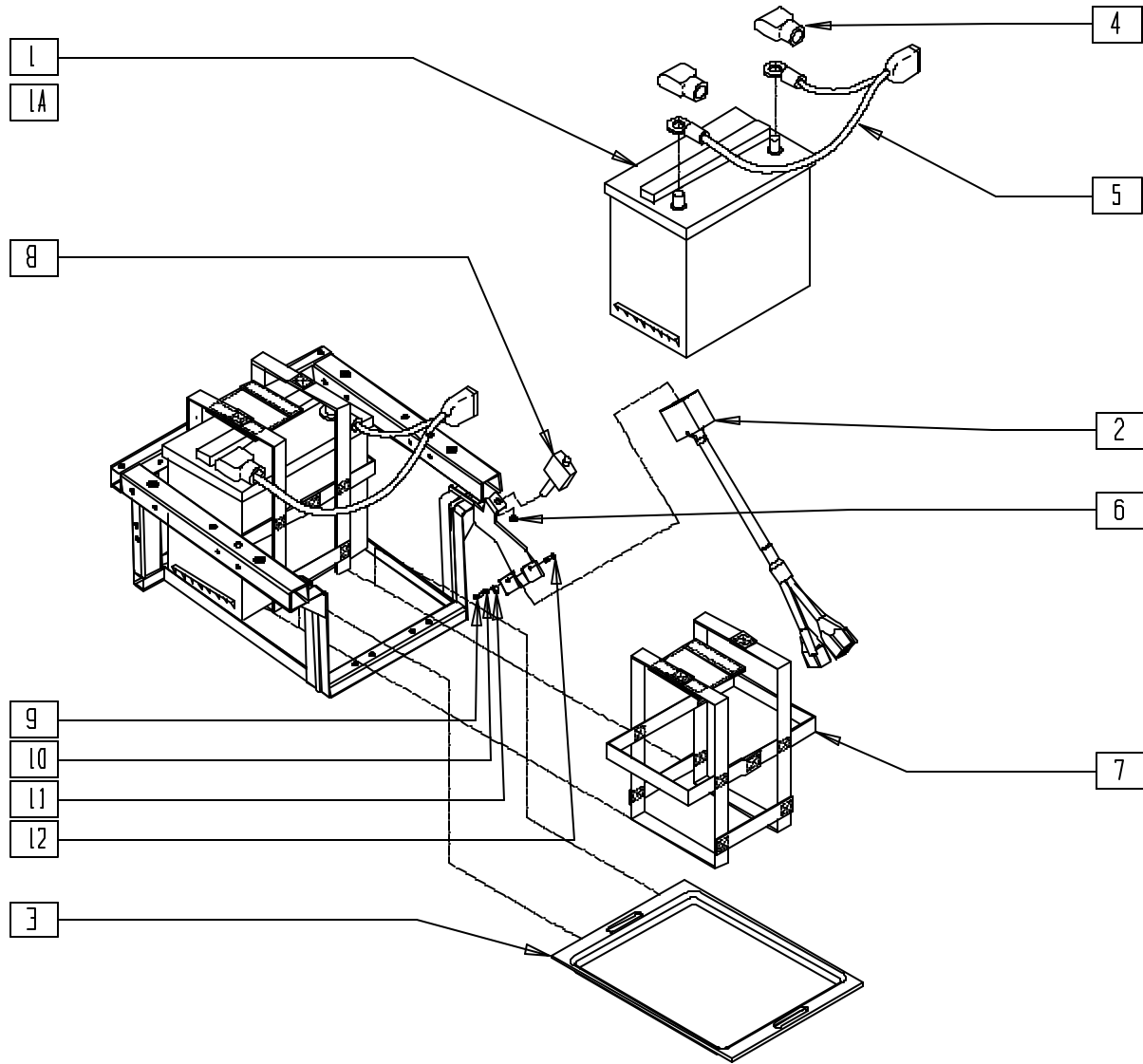
| ITEM | NUMBER | DESCRIPTION | QTY |
|------|--------|------------------|-----|
| 1 | 135025 | PLUG A3M (3-PIN) | 1 |

Battery Support Systems, Batteries, and Battery Box Assemblies

IN THIS SECTION

| | | | |
|---|------|--|------|
| Battery Support Assembly (Quickie G-424)..... | 7.1 | Battery/Battery Box Assembly (Single Battery) (Quickie V-121[P120]/V-521) | 7.15 |
| Battery Support Assembly (Quickie P100) (Disc.).... | 7.2 | Battery/Battery Box Assembly (Dual Battery) (Quickie V-121[P120]/V-521) | 7.16 |
| Battery Support Assembly (Quickie V100[P100])..... | 7.3 | Battery/Battery Box Assembly (14" Wide Only) (Quickie V-121[P120]/V-521)..... | 7.16 |
| Battery Support Assembly (Quickie P110) (Disc.).... | 7.4 | Battery/Battery Box Assembly (Quickie P200/P210/P320) | 7.17 |
| Battery Support Assembly (Quickie P110) (Disc.).... | 7.5 | Battery/Battery Box (20" Drive Wheel) (Quickie P300) (Disc.)..... | 7.18 |
| Battery Support Assembly (Quickie P110 Pediatric) (Disc.) | 7.6 | Battery/Battery Box (10" Drive Wheel) (Quickie P300) (Disc.)..... | 7.18 |
| Battery Support Assembly (Quickie P110 Pediatric) (Disc.) | 7.7 | Battery Tray (18" Frame) (Quickie P300) (Disc.).... | 7.19 |
| Battery Support Assembly (Quickie P190) (Disc.).... | 7.8 | Battery Tray (20" Frame) (Quickie P300) (Disc.).... | 7.20 |
| Battery Support Assembly and Batteries (Quickie P-222) | 7.9 | Battery/Battery Box Assembly (Quickie P300) (Disc.) | 7.20 |
| Battery Support Assembly (Quickie S-525) (Disc.).. | 7.10 | Battery/Battery Box Assembly (Quickie S-525) | 7.21 |
| Battery Support Assembly (Quickie S-525) | 7.11 | Battery Box Assembly (Quickie S-626)..... | 7.22 |
| Batteries and Battery Support (Quickie S-626) | 7.12 | Battery Support/Motor Bracket Assembly (Zippie P500) (Disc.) | 7.23 |
| Battery Support Assembly (Quickie V-121[P120]) .. | 7.12 | Battery Support Bracket Assembly (Quickie Z500[Zippie P500]) | 7.24 |
| Battery Support Assembly (Quickie V-521) | 7.13 | | |
| Battery/Battery Box Assembly (Quickie P100/P110/P190, Zippie P500)(P500 Disc.) | 7.14 | | |
| Battery/Battery Box Assembly (Quickie Z500[Zippie P500]) | 7.14 | | |
| Battery/Battery Box Assembly (Quickie P110 Pediatric) (Disc.) | 7.15 | | |

BATTERY SUPPORT ASSEMBLY (QUICKIE G-424)



Drawing shows frame effective 1/21/02. Frames prior to 1/21/02 are slightly different.

PBTYX01A

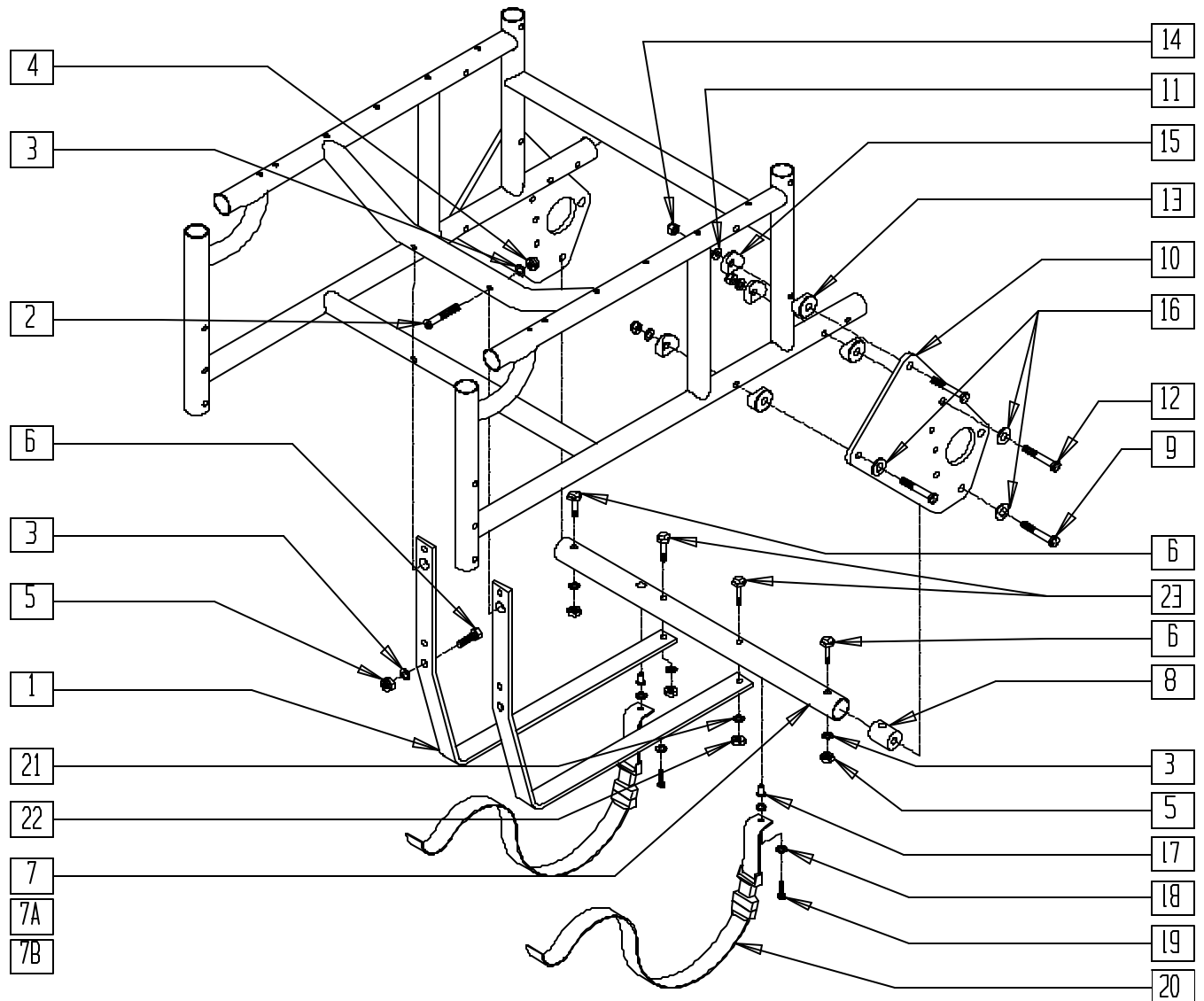
| ITEM | NUMBER | DESCRIPTION | QTY |
|------|--------|---------------------------------------|-----|
| 1 | 136515 | BATTERY M-24 GEL | 2 |
| 1A | 136513 | BATTERY GEL CEL 22NF (GC12400) | 2 |
| 2* | 139450 | HARNESS CNTRLR INTRFC MWG (TM40 TILT) | 1 |
| | 139453 | HARNESS INTERFACE INTEGRAL | |
| 3** | 562530 | BATTERY ADAPTER G-424 | 1 |
| 4 | 138070 | TERMINAL CAP SET (INTL) | 2 |
| 5 | 139033 | BATTERY CNNCT HARNESS G424 | 2 |

| ITEM | NUMBER | DESCRIPTION | QTY |
|------|--------|-------------------------------|-----|
| 6 | 210071 | NUT KNURLED FOR 133010 | 1 |
| 7 | 740141 | BATTERY STRAP GRP 24 | 2 |
| | 740140 | BATTERY STRAP GRP 22 | |
| 8 | 133015 | CIRCUIT BREAKER 70 AMP | 2 |
| 9 | 281074 | 6-32 X 5/8" PAN PHIL M/S ZINC | 1 |
| 10 | 261204 | #10 AN WASHER .063 | 1 |
| 11 | 349511 | 1/2" ID PLST CLAMP BLK | 1 |
| 12 | 281066 | 6-32 X 1/2 PAN PHIL M/S ZN | 1 |

* HARNESSES (139450, 139453) USED WITH INTEGRAL CONTROLLER. HARNESS 139450 USED WITH TILT OPTION AND 40A CONTROLLER.
 ** 562530 USED WITH GROUP 22 BATTERIES.

BATTERY SUPPORT ASSEMBLY (QUICKIE P100)

(Discontinued 9/11/95 - parts only: fits P100 prior to serial number P1-7519)



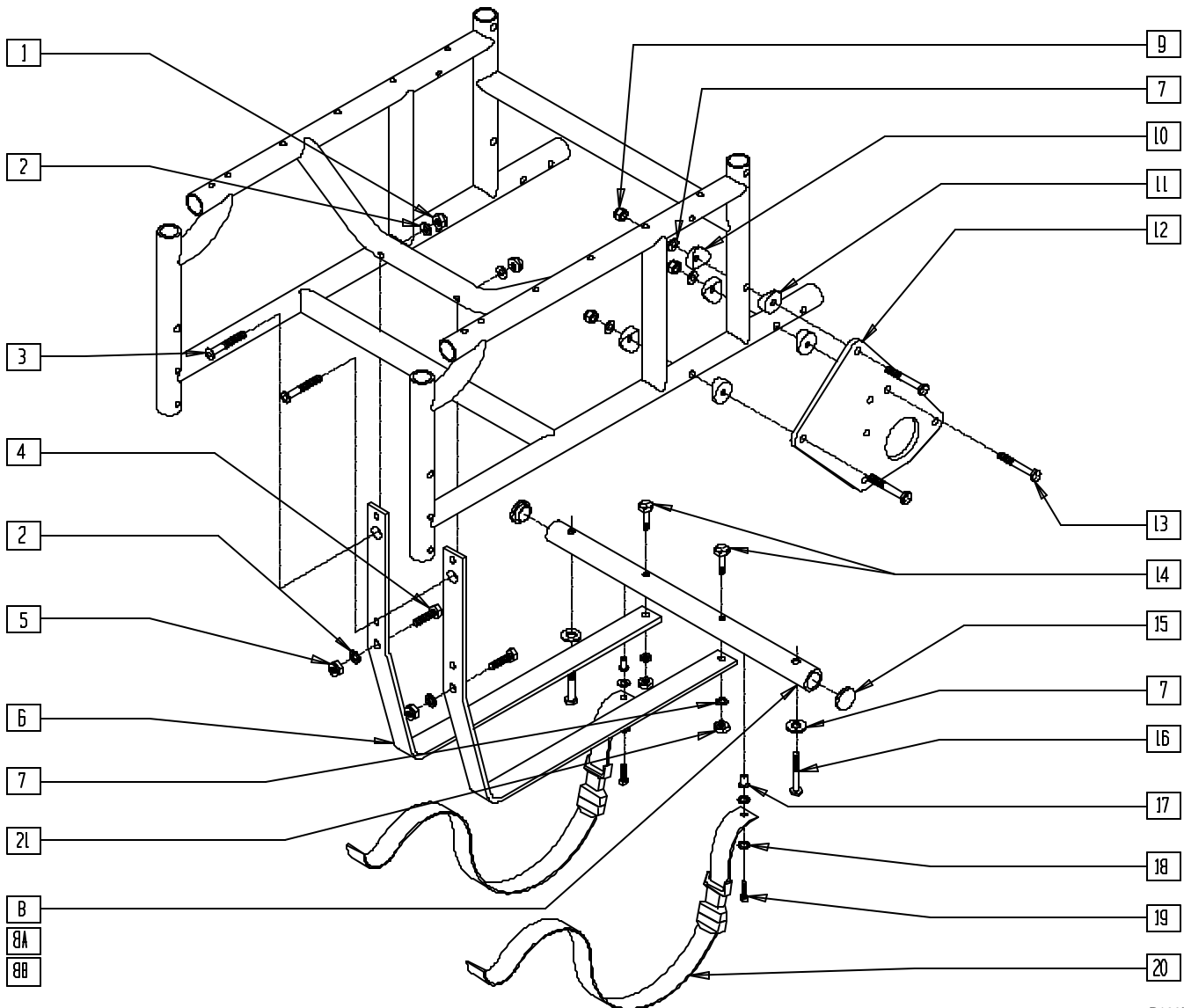
P100X27

| ITEM | NUMBER | DESCRIPTION | QTY |
|-------|-----------|-------------------------------|-----|
| 1 | 505720 | BATTERY BRACKET P1/P5 | 2 |
| 2 | 226132 | 1/4-28 x 1 1/2 FH SOC SCW BLK | 2 |
| 3 | 262110 | 1/4 AN WASHER FLAT THIN | 6 |
| 4 | 201120 | 1/4-28 STOVER NUT | 4 |
| 5 | 201110 | 1/4-28 NYLOCK NUT | 4 |
| 6 | 221133 | 1/4-28 x 1 1/2 G8 C/S | 4 |
| 7 | 522721 | CROSS TUBE 16" W/RNUT P1/P5 | 1 |
| 7A,17 | 522723 | CROSS TUBE 18" W/RNUT P100 | 1 |
| 7B,17 | 522725 | CROSS TUBE 20" W/RNUT P100 | 1 |
| 8 | 483741 | CROSS TUBE PLUG P1/P5 | 2 |
| 9 | 222094 | 5/16-24 x 7/8 HEX HD C/S GR 8 | 2 |
| 10 | 501751 | MOTOR PLATE P1/P5 | 2 |
| 11 | 263110-OU | 5/16 AN WASHER FLAT THIN | 4 |
| 12 | 222190 | 5/16-24 x 2 HEX C/S | 5 |

| ITEM | NUMBER | DESCRIPTION | QTY |
|-----------|-------------------|-------------------------------|-----|
| 13 | 483713 | SADDLE ALUM 1" THICK P1/P5 | 6 |
| 14 | 202100-MJ | 5/16-24 NYLOCK NUT THIN | 6 |
| 15 | 561006 | 1" SADDLE 5/16" HOLE | 6 |
| 16 | 263110-OU | 5/16 AN WASHER FLAT THIN | 6 |
| 17 | 341503 | RIVNUT 1/4" x 28 RIBBED | 2 |
| 18 | 262100-OU | 1/4 AN WASHER FLAT | 6 |
| 19 | 221100 | 1/4-28 x 3/4 HEX C/S | 2 |
| 20 | 750072 | BATTERY TIE DOWN STRAP P1/P5 | 2 |
| 21 | 262100-OU | 1/4 AN WASHER FLAT | 2 |
| 22 | 201120 | 1/4-28 STOVER NUT | 2 |
| 23 | 221151-OU | 1/4-28 x 1 3/4 G8 HEX C/S | 2 |
| 3-9,16-19 | 880515- 880517 | CROSS TUBE 16",18",20" W/HDWR | |
| 11-16 | 920712 | MOTOR PLATE HDWR KIT P1/P5 | |

BATTERY SUPPORT ASSEMBLY (QUICKIE V100[P100])

(Effective serial number P1-7519)



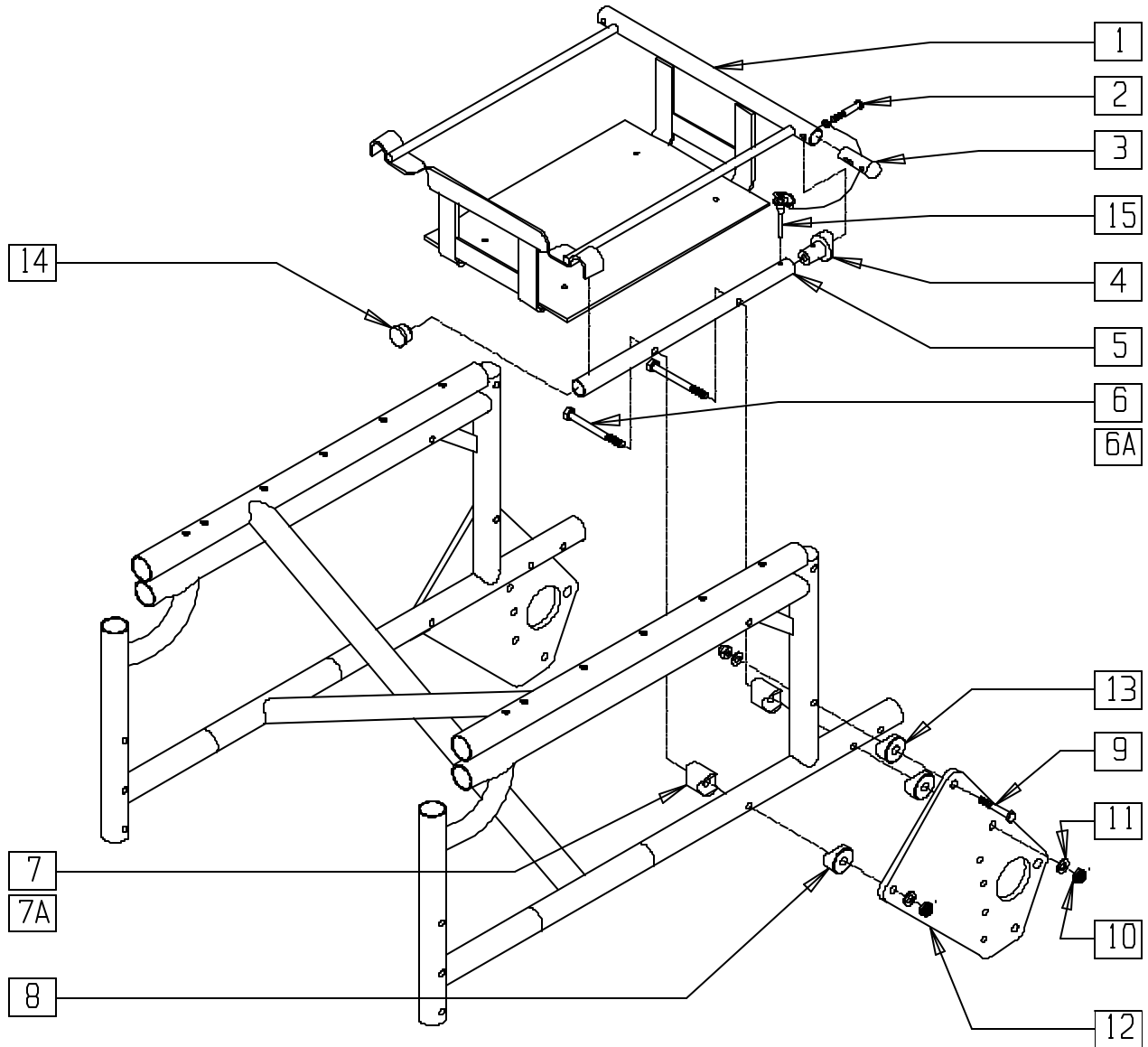
P100X27A

| ITEM | NUMBER | DESCRIPTION | QTY |
|-------|-----------|--------------------------------|-----|
| 1 | 201120 | 1/4-28 STOVER NUT | 4 |
| 2 | 262110 | 1/4 AN WASHER FLAT THIN | 4 |
| 3 | 226132 | 1/4-28 x 1 1/2 FH SOC SCW BLK | 2 |
| 4 | 221133 | 1/4-28 x 1 1/2 G8 HEX C/S | 2 |
| 5 | 201100 | 1/4-28 NYLOCK NUT THIN | 2 |
| 6 | 505720 | BATTERY BRACKET P1/P5 | 2 |
| 7 | 263100 | 5/16 AN WASHER FLAT | 8 |
| 8,18 | 522741 | CROSS TUBE DD 16" W/RNUT P1/P5 | 1 |
| 8A,18 | 522743 | CROSS TUBE DD 18" W/RNUT P1 | 1 |
| 8B,18 | 522745 | CROSS TUBE DD 20" W/RNUT P1 | 1 |
| 9 | 202100-MJ | 5/16-24 NYLOCK NUT THIN | 6 |
| 10 | 561006 | 1" SADDLE 5/16" HOLE | 6 |
| 11 | 483713 | SADDLE ALUM 1" THICK P1/P5 | 6 |

| ITEM | NUMBER | DESCRIPTION | QTY |
|-------|-----------|--------------------------------|-----|
| 12 | 501761 | MOTOR PLATE DIRECT DRIVE P1/P5 | 2 |
| 13 | 222190 | 5/16-24 x 2 HEX C/S | 6 |
| 14 | 221151-QU | 1/4-28 x 1 3/4 G8 HEX C/S | 2 |
| 15 | 561005 | 1" INSERT PLUG .125 | 2 |
| 16 | 234960 | M8-35 HEX C/S | 2 |
| 17 | 341503 | RIVNUT 1/4" x 28 RIBBED | 2 |
| 18 | 262100-QU | 1/4 AN WASHER FLAT | 6 |
| 19 | 221100 | 1/4-28 x 3/4 HEX C/S | 2 |
| 20 | 750072 | BATTERY TIE DOWN STRAP P1/P5 | 2 |
| 21 | 201110 | 1/4-28 NYLOCK NUT | 2 |
| 5,7,8 | 880754- | CROSS TUBE 16"-20" DD W/HDWR | |
| 14-19 | 880758 | | |

BATTERY SUPPORT ASSEMBLY (QUICKIE P110)

(Discontinued 9/11/95 - parts only; fits P110 prior to serial number PF-7543)



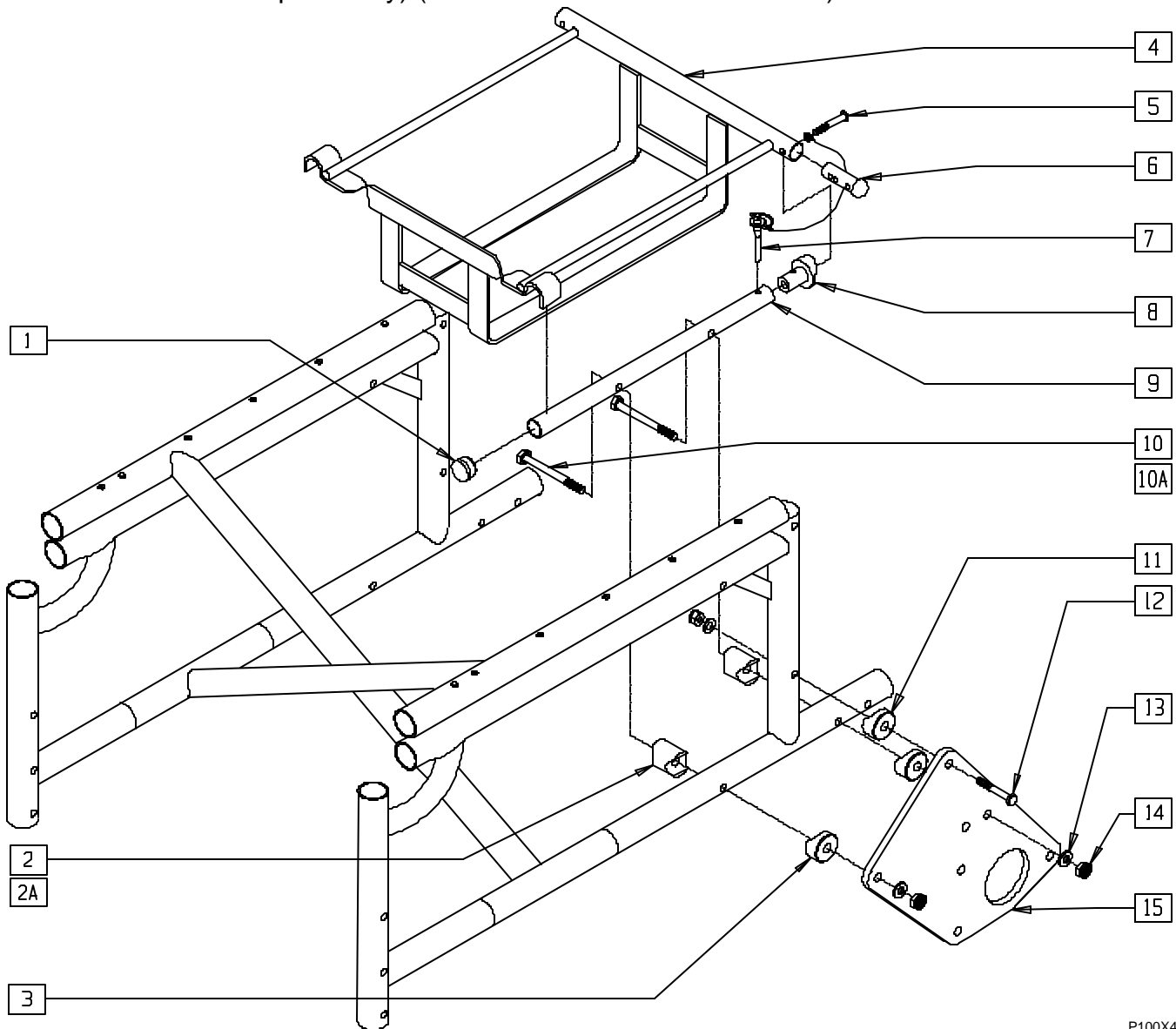
P100X40

| ITEM | NUMBER | DESCRIPTION | QTY |
|------|--------|--------------------------------------|-----|
| 1 | 540350 | BATTERY CAGE WELDMENT | 1 |
| 2 | 226131 | 1/4-28 x 1 1/4 BH C/S SHLDR | 2 |
| 3 | 561042 | LONG DOME PLUG | 2 |
| 4 | 483077 | BTRY CAGE LOCKING PLUG 16/18 P110 | 2 |
| 1-4 | 620170 | BTRY CAGE ASSM W/HDWR P110 | |
| 5 | 521772 | BTRY CAGE SUPPORT TUBE P110 | 2 |
| 6 | 222253 | 5/16-24 x 3 1/4 HEX C/S | 4 |
| 6A | 222252 | 5/16-24 x 4 1/4 HEX C/S | 4 |
| 7 | 483075 | SADDLE ALUM BTRY CAGE 16" P110 | 4 |
| 7A | 483074 | SADDLE ALUM BTRY CAGE 18" P110 | 4 |

| ITEM | NUMBER | DESCRIPTION | QTY |
|------------------|-----------|-------------------------------|-----|
| 8 | 483713 | SADDLE ALUM 1" THICK P1/P5 | 4 |
| 9 | 222190 | 5/16-24 x 2 HEX C/S | 2 |
| 10 | 202100-MJ | 5/16-24 NYLOCK NUT THIN | 6 |
| 11 | 263110-QU | 5/16 AN WASHER FLAT THIN | 6 |
| 12 | 501751 | MOTOR PLATE P1/P5 | 2 |
| 13 | 483076 | SADDLE 1-1/8" ALUM 5/16" HOLE | 2 |
| 14 | 560761 | 3/4" INSERT PLUG .049 (18 GA) | 2 |
| 15 | 349035 | DETENT (RELEASE) PIN P110 | 2 |
| 5-15 | 920705 | MOTOR PLATE ASSM 16" P110 | |
| 5,6A, 7A,8-15 | 920706 | MOTOR PLATE ASSM 18" P110 | |

BATTERY SUPPORT ASSEMBLY (QUICKIE P110)

(Discontinued 6/30/00 - parts only) (Effective serial number PF-7543)



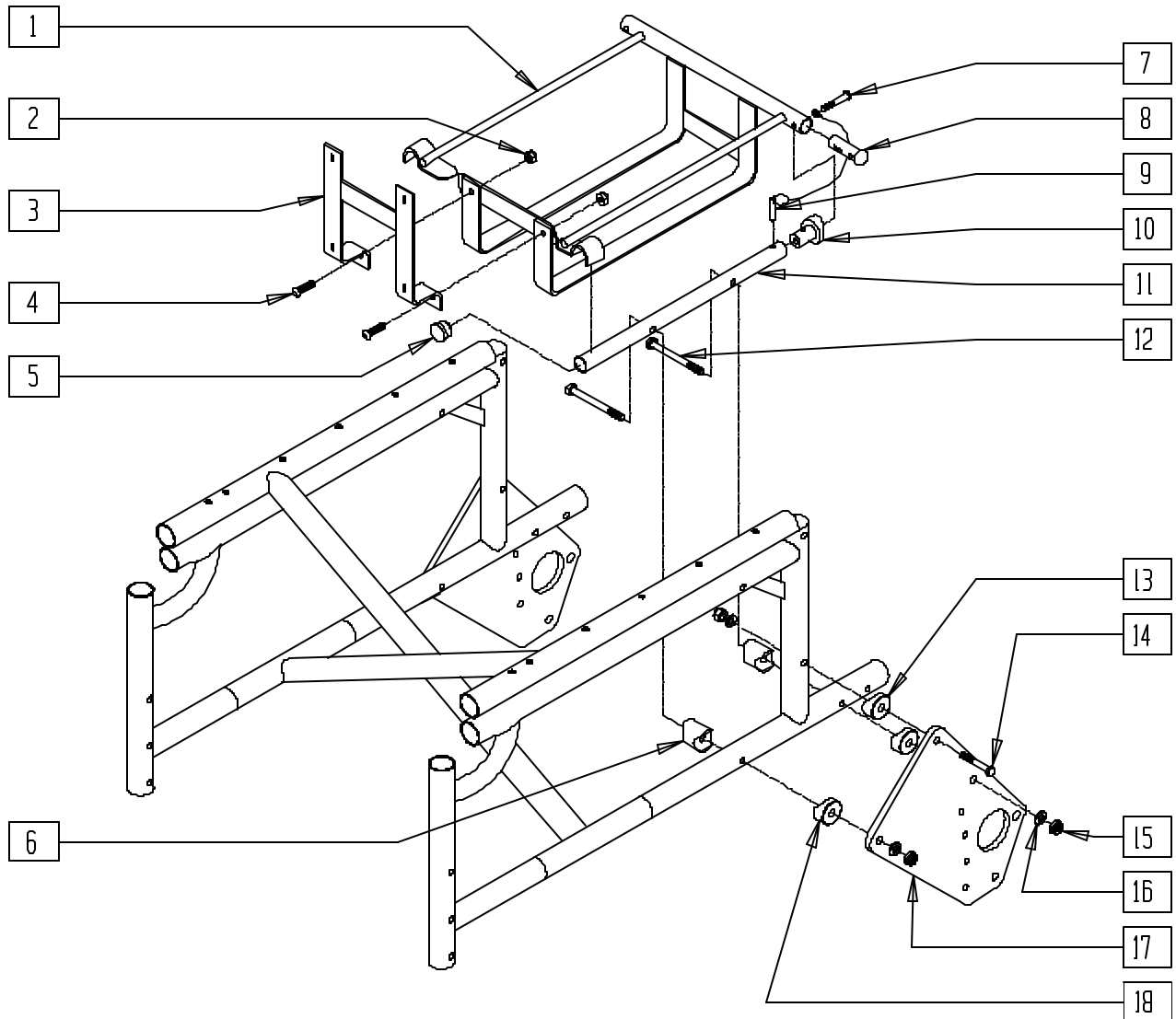
P100X40A

| ITEM | NUMBER | DESCRIPTION | QTY |
|------|--------|--------------------------------------|-----|
| 1 | 560761 | 3/4" INSERT PLUG .049 (18 GA) | 2 |
| 2 | 483074 | SADDLE ALUM BTRY CAGE 18 P110 | 4 |
| 2A | 483075 | SADDLE ALUM BTRY CAGE 16 P110 | 4 |
| 3 | 483713 | SADDLE ALUM 1" THICK P1/P5 | 4 |
| 4 | 540350 | BTRY CAGE WELDMNT | 1 |
| 5 | 226131 | 1/4-28 x 1 1/4 BH C/S SHLDR | 2 |
| 6 | 561042 | LONG DOME PLUG | 2 |
| 7 | 349035 | DETENT (RELEASE) PIN P110 | 2 |
| 8 | 483077 | BATTERY CAGE LOCKING PLUG 16/18 P110 | 2 |

| ITEM | NUMBER | DESCRIPTION | QTY |
|-------|-----------|--------------------------------|-----|
| 4-6,8 | 620170 | BTRY CAGE ASSM W/HDWR P110 | |
| 9 | 521772 | BTRY CAGE SUPPORT TUBE P110 | 2 |
| 10 | 222253 | 5/16-24 x 3 1/4 HEX C/S | 4 |
| 10A | 222252 | 5/16-24 x 4 1/4 HEX C/S | 4 |
| 11 | 483076 | SADDLE 1-1/8" ALUM 5/16" HOLE | 2 |
| 12 | 222190 | 5/16-24 x 2 HEX C/S | 2 |
| 13 | 263110-OU | 5/16 AN WASHER FLAT THIN | 6 |
| 14 | 202100 | 5/16-24 NYLOCK NUT THIN | 6 |
| 15 | 501761 | MOTOR PLATE DIRECT DRIVE P1/P5 | 2 |

BATTERY SUPPORT ASSEMBLY (QUICKIE P110 PEDIATRIC)

(Discontinued 9/11/95 - parts only; fits P110 Pediatric prior to serial number PF-7543)



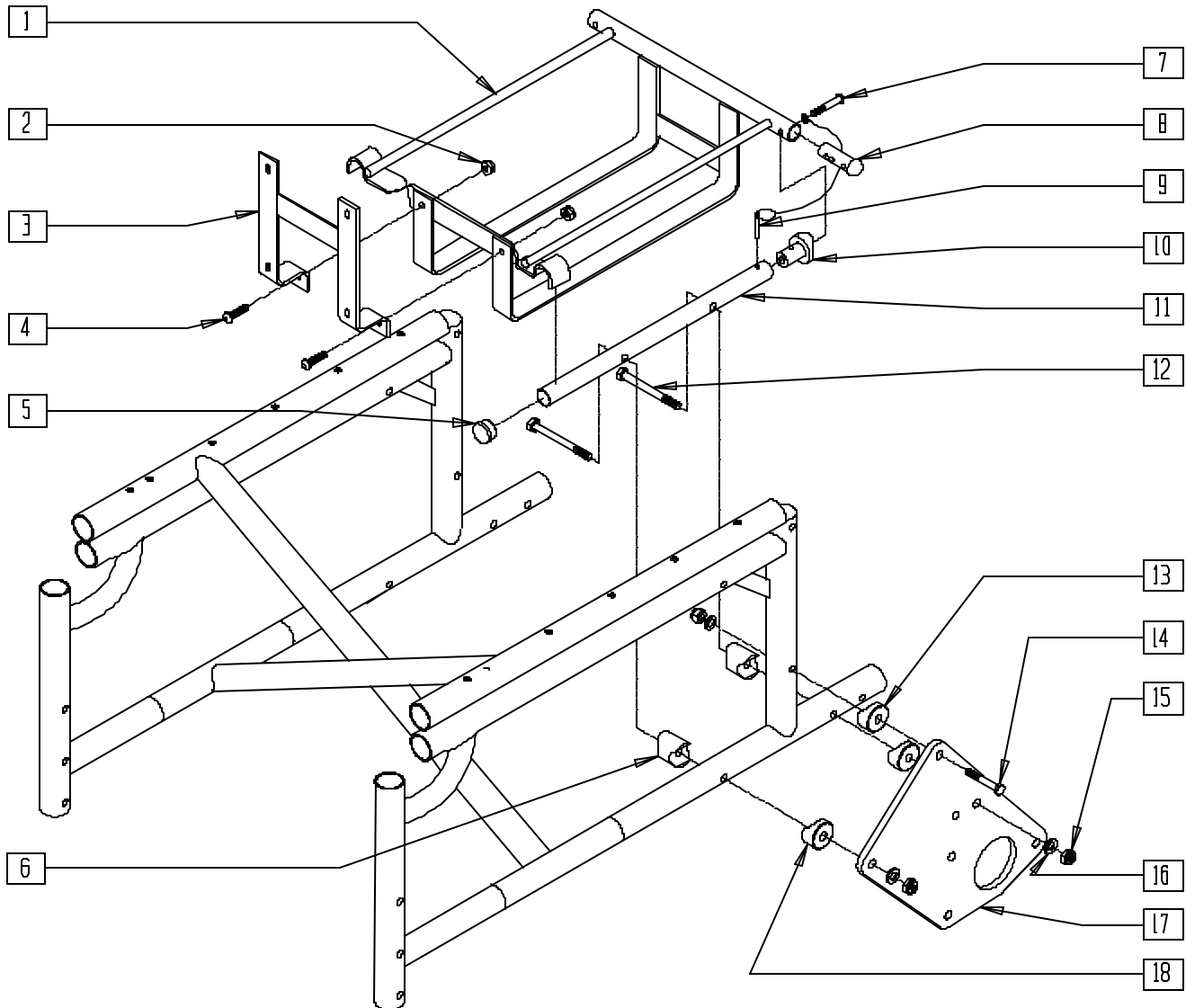
P100X45

| ITEM | NUMBER | DESCRIPTION | QTY |
|------|--------|-------------------------------|-----|
| 1 | 540351 | BTRY CAGE WELDMENT 14" P110 | 1 |
| 2 | 201100 | 1/4-28 NYLOCK NUT THIN | 2 |
| 3 | 540352 | BTRY CAGE C/WLDMNT P110 14" | 1 |
| 4 | 226090 | 1/4-28 x 5/8 BH C/S | 2 |
| 5 | 560761 | 3/4" INSERT PLUG .049 (18GA) | 2 |
| 6 | 483078 | SADDLE ALUM BTRY CAGE 14 P110 | 4 |
| 7 | 226131 | 1/4-28 x 1 1/4 BH C/S SHLDR | 2 |
| 8 | 561042 | LONG DOME PLUG | 2 |
| 9 | 349035 | DETENT (RELEASE) PIN P110 | 2 |
| 10 | 483077 | BTRY CAGE LK PLUG 16/18 P110 | 2 |

| ITEM | NUMBER | DESCRIPTION | QTY |
|-------------|-----------|-------------------------------|-----|
| 11 | 521772 | BTRY CAGE SUPPORT TUBE P110 | 2 |
| 12 | 222249 | 5/16-24 x 3 G8 HEX C/S | 4 |
| 13 | 483076 | SADDLE 1-1/8" ALUM 5/16" HOLE | 2 |
| 14 | 222190 | 5/16-24 x 2 HEX C/S | 2 |
| 15 | 202100 | 5/16-24 NYLOCK NUT THIN | 6 |
| 16 | 263110-QU | 5/16 AN WASHER FLAT THIN | 6 |
| 17 | 501751 | MOTOR PLATE P1/P5 | 2 |
| 18 | 483713 | SADDLE ALUM 1" THICK P1/P5 | 4 |
| 1,7,8,10 | 620169 | BTRY CAGE W/HDWR 14" P110 | |
| 5,6,9,11-18 | 920704 | MOTOR PLATE ASSM 14" P110 | |

BATTERY SUPPORT ASSEMBLY (QUICKIE P110 PEDIATRIC)

(Effective serial number PF-7543) (Discontinued 6/30/00 - parts only)



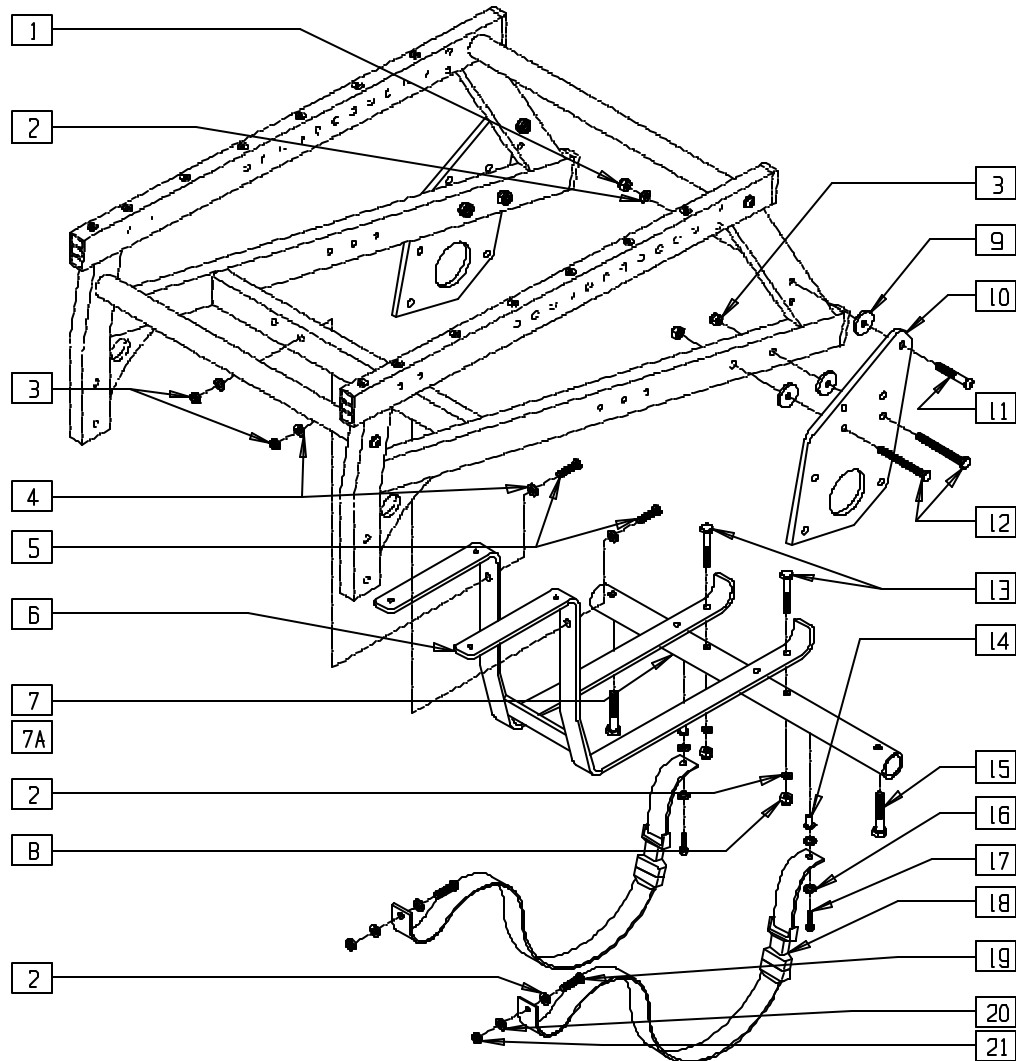
P100X45A

| ITEM | NUMBER | DESCRIPTION | QTY |
|------|--------|----------------------------------|-----|
| 1 | 540351 | BATTERY CAGE WELDMENT 14" P110 | 1 |
| 2 | 201100 | 1/4-28 NYLOCK NUT THIN | 2 |
| 3 | 540352 | BATTERY CAGE C/WLDMNT P110 14" | 1 |
| 4 | 226090 | 1/4-28 x 5/8 BH C/S | 2 |
| 5 | 560761 | 3/4" INSERT PLUG .049 (18 GA) | 2 |
| 6 | 483078 | SADDLE ALUM BATTERY CAGE 14 P110 | 4 |
| 7 | 226131 | 1/4-28 x 1 1/4 BH C/S SHLDR | 2 |
| 8 | 561042 | LONG DOME PLUG | 2 |
| 9 | 349035 | DETENT (RELEASE) PIN P110 | 2 |

| ITEM | NUMBER | DESCRIPTION | QTY |
|------|-----------|---------------------------------|-----|
| 10 | 483077 | BATTERY CAGE LK PLUG 16/18 P110 | 2 |
| 11 | 521772 | BATTERY CAGE SUPPORT TUBE P110 | 2 |
| 12 | 222249 | 5/16-24 x 3 G8 HEX C/S | 4 |
| 13 | 483076 | SADDLE 1-1/8" ALUM 5/16" HOLE | 2 |
| 14 | 222190 | 5/16-24 x 2 HEX C/S | 2 |
| 15 | 202100 | 5/16-24 NYLOCK NUT THIN | 6 |
| 16 | 263110-QU | 5/16 AN WASHER FLAT THIN | 6 |
| 17 | 501761 | MOTOR PLATE DIRECT DRIVE P1/P5 | 2 |
| 18 | 483713 | SADDLE ALUM 1" THICK P1/P5 | 4 |

BATTERY SUPPORT ASSEMBLY (QUICKIE P190)

(Discontinued 7/1/99 - parts only)

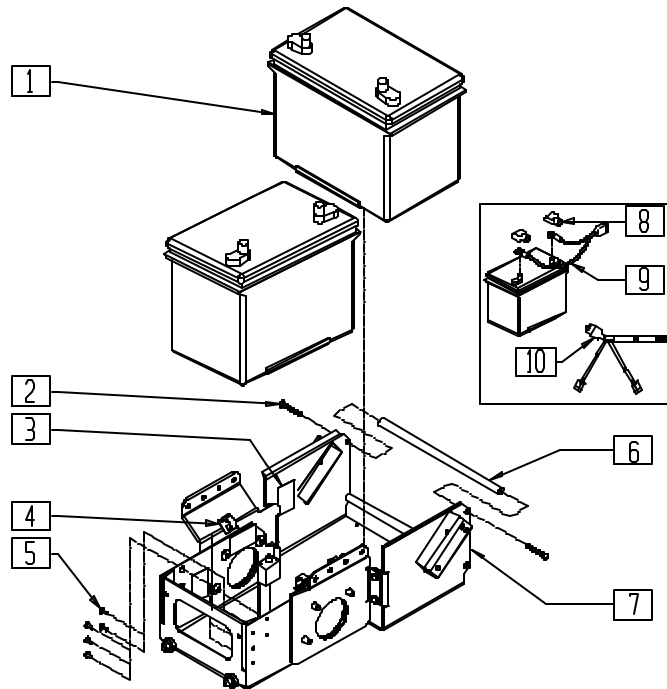


P190X03

| ITEM | NUMBER | DESCRIPTION | QTY |
|------|-----------|-------------------------|-----|
| 1 | 201110 | 1/4-28 NYLOCK NUT | 2 |
| 2 | 262100-QU | 1/4 AN WASHER FLAT | 4 |
| 3 | 202102 | 5/16-18 NYLOCK NUT THIN | 2 |
| 4 | 263100 | 5/16 AN WASHER FLAT | 4 |
| 5 | 222256 | 5/16-18 x 1 1/2 BH C/S | 2 |
| 6 | 540360 | BATTERY CAGE P190 | 1 |
| 7 | 521120 | CROSS TUBE 16" P190 | 1 |
| 7A | 521122 | CROSS TUBE 18" P190 | 1 |
| 8 | 201100 | 1/4-28 NYLOCK NUT THIN | 2 |
| 9 | 561016 | 1" WASHER 5/16" HOLE | 6 |
| 10 | 501764 | MOTOR PLATE P190 | 2 |
| 11 | 226130 | 1/4-28 x 1 1/2 BH C/S | 2 |

| ITEM | NUMBER | DESCRIPTION | QTY |
|-----------------|-----------|--------------------------------|-----|
| 12 | 222245 | 5/16-18 x 2 1/2 G8 HEX TAP BLT | 2 |
| 13 | 226132 | 1/4-28 x 1 1/2 FH SOC SCW BLK | 2 |
| 14 | 341503 | RIVNUT 1/4" x 28 RIBBED | 2 |
| 15 | 234960 | M8-35 HEX C/S | 2 |
| 16 | 262100-QU | 1/4 AN WASHER FLAT | 4 |
| 17 | 221100 | 1/4-28 x 3/4 HEX C/S | 2 |
| 18 | 750079 | BATTERY TIE DOWN STRAP P190 | 2 |
| 19 | 226129 | 1/4-28 x 1 1/4 BH C/S | 2 |
| 20 | 262110 | 1/4 AN WASHER FLAT THIN | 2 |
| 21 | 201100 | 1/4-28 NYLOCK NUT THIN | 2 |
| 1-3,9, 11,12 | 920722 | MOTOR PLATE HDWR KIT P190 | |

BATTERY SUPPORT ASSEMBLY AND BATTERIES (QUICKIE P-222)



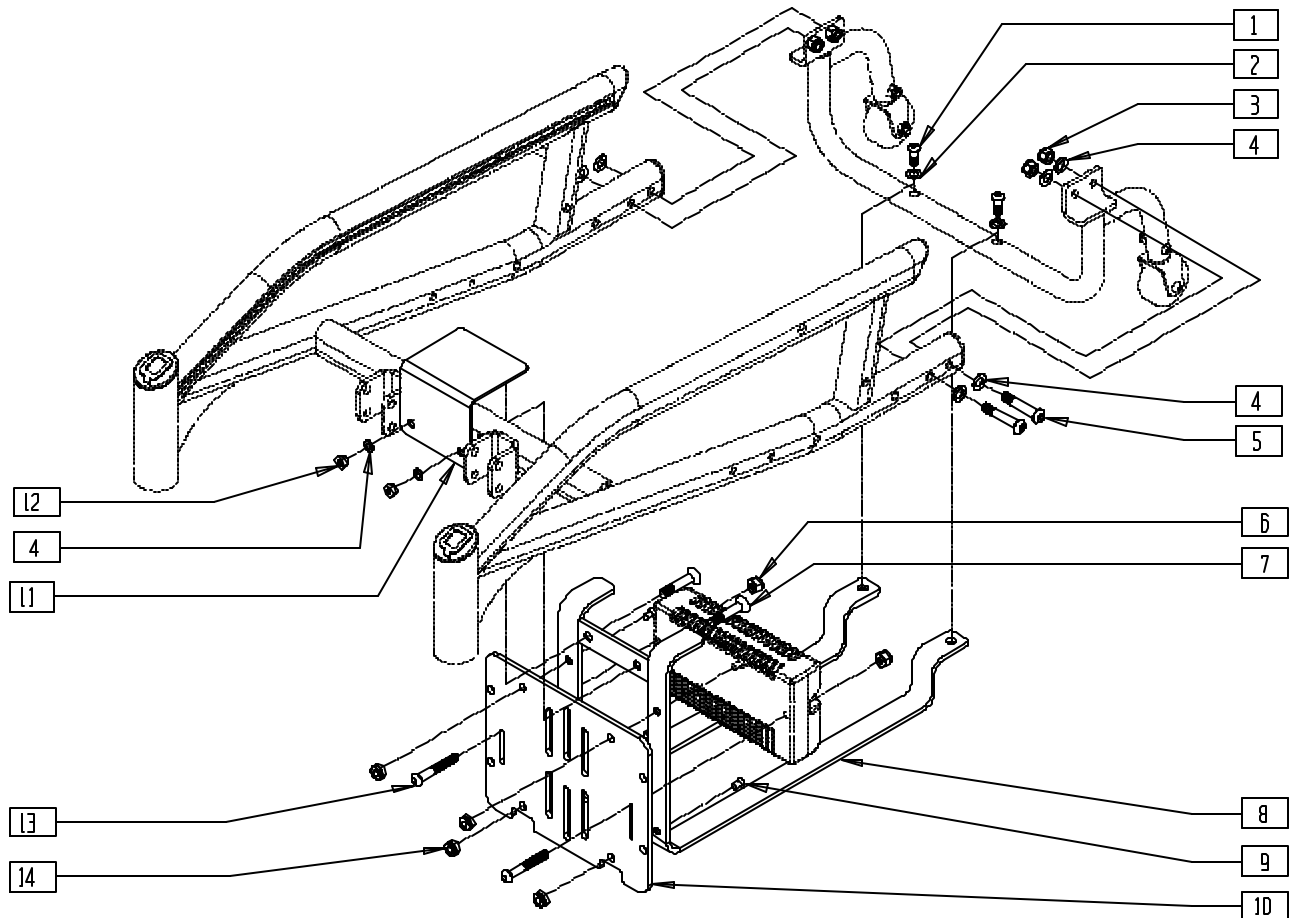
P2220X13

| ITEM | NUMBER | DESCRIPTION | QTY |
|------|--------|--------------------------------|-----|
| 1 | 136515 | BATTERY M-24 GEL | 2 |
| 2 | 221101 | 1/4-28 x 1 1/2 HHC/S G8 W/PTCH | 4 |
| 3 | 334000 | DAMPING SHEET | 6 |
| 4 | 341220 | BATTERY CABLE CLIP | 3 |
| 5 | 240111 | RIVET POP AD55H BLK | 8 |

| ITEM | NUMBER | DESCRIPTION | QTY |
|------|--------|--------------------------------|-----|
| 6 | 506168 | BATTERY SUPPORT CROSS BAR P222 | 2 |
| 7 | 540002 | BATTERY SUPPORT WLDMNT P222 | 1 |
| 8 | 138070 | TERMINAL CAP SET (INTL) | 2 |
| 8,9 | 139033 | BATTERY CNNCT HARNESS G424 | |
| 10 | 139028 | PWR HRNS W/70A BRCKR S626 | 1 |

BATTERY SUPPORT ASSEMBLY (QUICKIE S-525)

(Discontinued 1/5/01 - parts only)



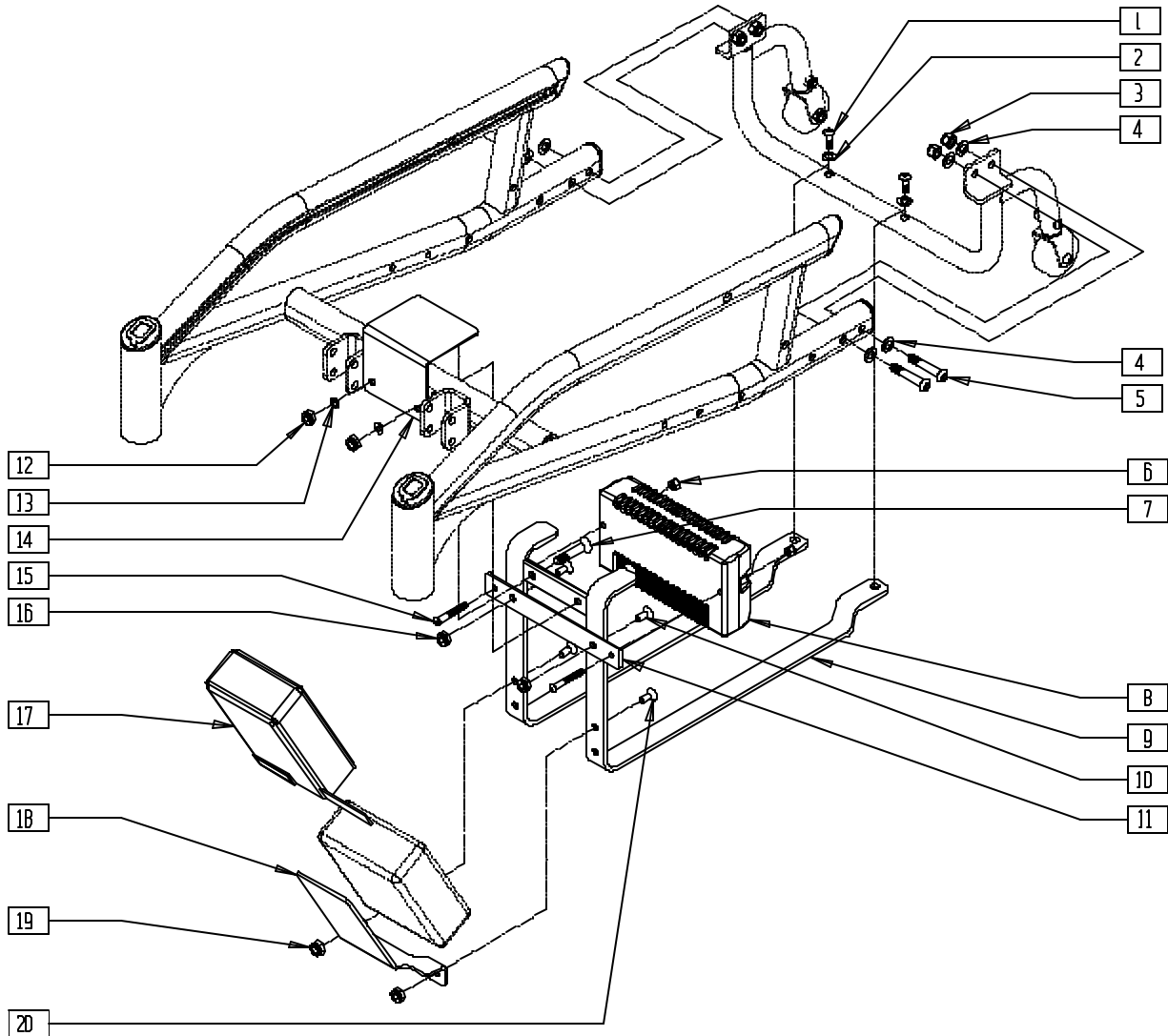
S5250X4A

| ITEM | NUMBER | DESCRIPTION | QTY |
|------|-----------|-------------------------------------|-----|
| 1 | 221091 | 1/4-28 x 1/2 BH C/S BLK W/PTCH | 2 |
| 2 | 262100-QU | 1/4 AN WASHER FLAT | 2 |
| 3 | 202117 | 5/16-18 NYLOCK NUT THICK BLK | 4 |
| 4 | 263110-QU | 5/16 AN WASHER FLAT THIN | 10 |
| 5 | 226218 | 5/16-18 x 1 3/4" BH C/S BLK | 4 |
| 6 | 200100 | 10-32 NYLOCK NUT | 2 |
| 7 | 226193 | 5/16-18 x 1 5/8 FH C/S BLK | 2 |
| 8 | 540341 | BATTERY CAGE WELDMENT (NEW) S525 | 1 |

| ITEM | NUMBER | DESCRIPTION | QTY |
|------|--------|--------------------------------------|-----|
| 9 | 227104 | 1/4-28 x 5/8 FH C/S BLK ZN | 4 |
| 10 | 540310 | CONTROL/CHARGER PLT MOUNT S525 | 1 |
| 11 | 880066 | BATTERY BOX LID BRACKET W/VELCRO® | 1 |
| 12 | 202116 | 5/16-18 NYLOCK NUT THIN BLK | 2 |
| 13 | 226034 | 10-32 x 1 3/4 BH C/S BLK | 2 |
| 14 | 204110 | 1/4-28 NYLOCK NUT BLK ZN | 4 |

BATTERY SUPPORT ASSEMBLY (QUICKIE S-525)

(Effective 1/5/01)



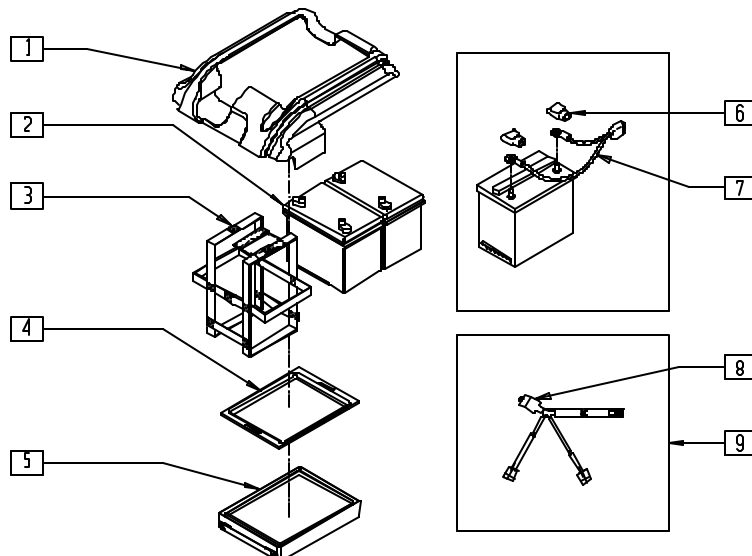
S5250X42

| ITEM | NUMBER | DESCRIPTION | QTY |
|------|-----------|---------------------------------|-----|
| 1 | 221091 | 1/4-28 x 1/2 BH C/S BLK W/PTCH | 2 |
| 2 | 262100-OU | 1/4 AN WASHER FLAT | 2 |
| 3 | 202117 | 5/16-18 NYLOCK NUT THICK BLK | 4 |
| 4 | 263110-OU | 5/16 AN WASHER FLAT THIN | 8 |
| 5 | 226218 | 5/16-18 x 1 3/4" BH C/S BLK | 4 |
| 6 | 200100-OU | 10-32 NYLOCK NUT | 2 |
| 7 | 226193 | 5/16-18 x 1 5/8" FH C/S BLK | 2 |
| 8 | 910050 | REMOTE OTRONIX 50A RR WHL DR | 1 |
| | 910051 | REMOTE OTRONIX 80A RR WHL DR | |
| 9 | 540341 | BATTERY CAGE W/LDMNT (NEW) S525 | 1 |
| 10 | 227104 | 1/4-28 x 5/8 FH C/S BLK ZN | 2 |

| ITEM | NUMBER | DESCRIPTION | QTY |
|-------|-----------|--------------------------------|-----|
| 11 | 481244 | STRAP CONTROLLER MOUNTING | 1 |
| 12 | 202116 | 5/16-18 NYLOCK NUT THIN BLK | 2 |
| 13 | 263110-OU | 5/16 AN WASHER FLAT THIN | 2 |
| 14 | 880066 | BATT BOX LID BRKT W/VELCRO S52 | 1 |
| 15 | 226034 | 10-32 x 1 3/4 BH C/S BLK | 2 |
| 16 | 202300 | 1/4-28 NYLOCK NUT THIN BLK ZN | 2 |
| 17 | 750155 | WATER PROOF COVER ALM | 1 |
| 18 | 506295 | ALM BRACKET S525 | 1 |
| 19 | 202300 | 1/4-28 NYLOCK NUT THIN BLK ZN | 2 |
| 20 | 227104 | 1/4-28 x 5/8 FH C/S BLK ZN | 2 |
| 17-20 | 882500 | ALM COVER ASSM S525 | |

NOTE: ITEMS 17-20 ARE USED WITH THE TILT OPTION ONLY.

BATTERIES AND BATTERY SUPPORT (QUICKIE S-626)

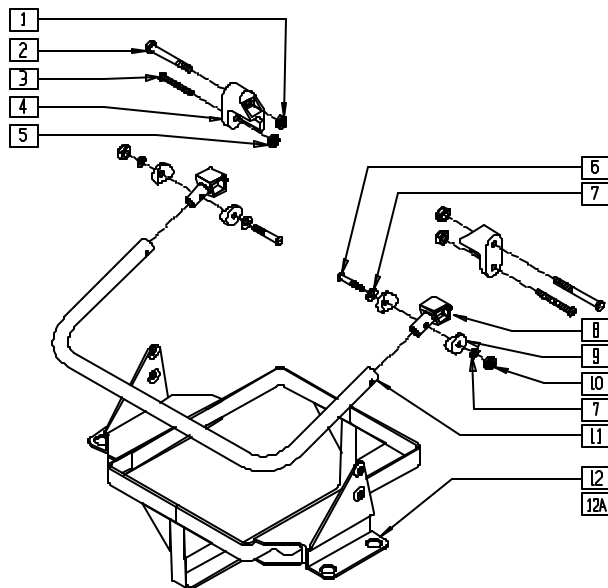


S6260X20

| ITEM | NUMBER | DESCRIPTION | QTY |
|------|--------|---------------------------------|-----|
| 1 | 882007 | TOP BATTERY COVER ASSEMBLY S626 | 1 |
| 2 | 136513 | BATTERY GEL CEL 22NF (GC12400) | 2 |
| | 136515 | BATTERY GEL G24 | 2 |
| 3 | 740141 | BATTERY STRAP GROUP 24 | 1 |
| | 740140 | BATTERY STRAP GRP 22 | 1 |
| 4 | 562530 | BATTERY ADAPTER G-424 | 1 |

| ITEM | NUMBER | DESCRIPTION | QTY |
|------|--------|-----------------------------|-----|
| 5 | 562669 | BATTERY TRAY S626 | 1 |
| | 562719 | BATTERY TRAY GROUP 22 S626 | 1 |
| 6 | 138070 | TERMINAL CAP (INTL) | 2 |
| 7 | 139033 | BATTERY CANNCT HARNESS G424 | 1 |
| 8 | 133015 | CIRCUIT BREAKER 70 AMP | 1 |
| 9 | 139028 | PWR HRNS W/70A BRCKR S626 | 1 |

BATTERY SUPPORT ASSEMBLY (QUICKIE V-121[P120])



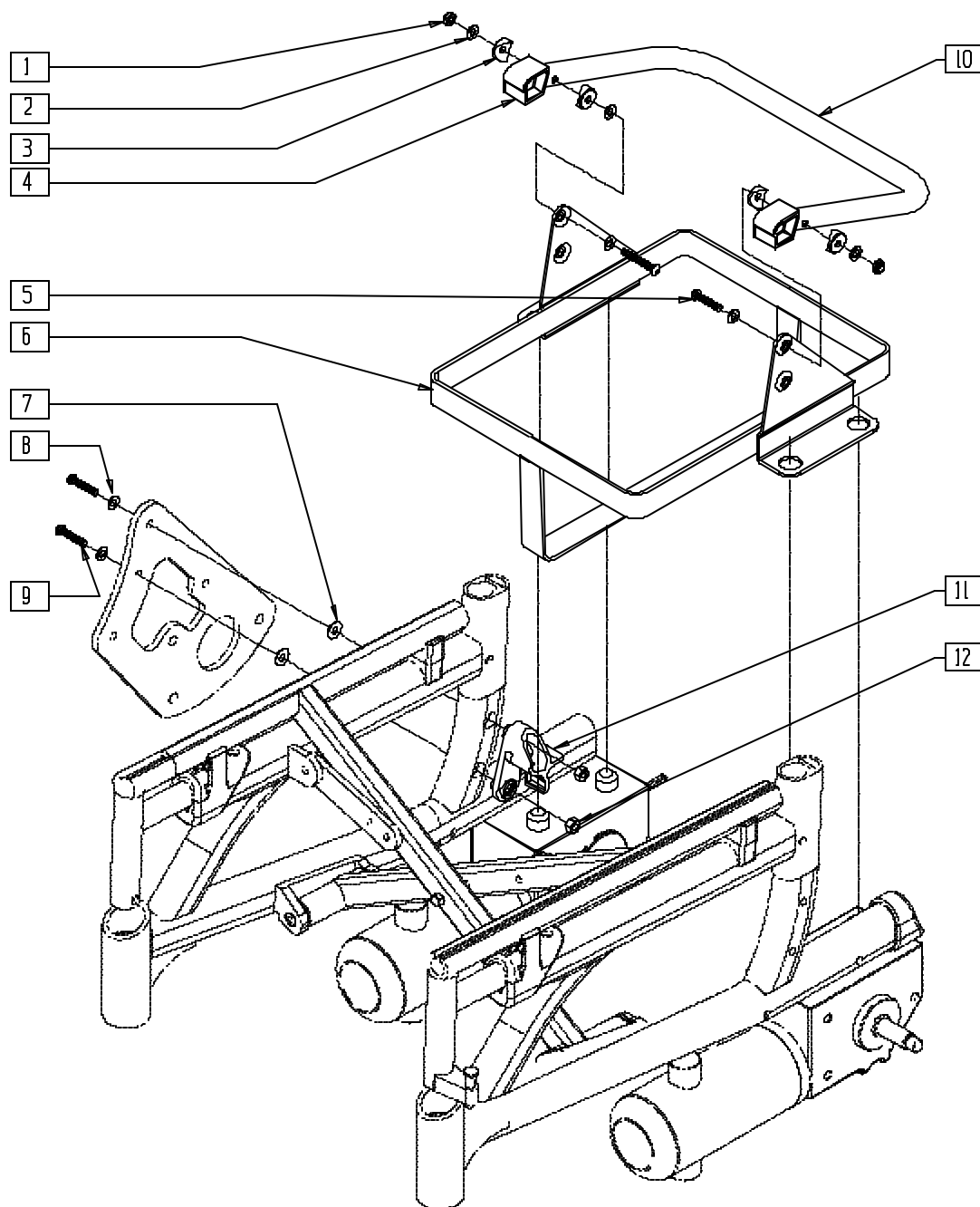
Drawing shows 20" Battery Cage. 14" - 18" Cages are slightly different.

V121X03

| ITEM | NUMBER | DESCRIPTION | QTY |
|------|-------------------|------------------------------|-----|
| 1 | 201110-OU | 1/4-28 NYLOCK NUT | 2 |
| 2 | 221192 | 1/4-28 x 2 G8 HEX C/S | 2 |
| 3 | 226190 | 5/16-18 x 1 3/4 BH C/S SHLDR | 2 |
| 4 | 560717, 560718 | BTTRY LCK RECEIVER P120 (EA) | 1 |
| 5 | 202102 | 5/16-18 NYLOCK NUT THIN | 2 |
| 6 | 226130 | 1/4-28 x 1 1/2 BH C/S | 2 |
| 7 | 262110 | 1/4 AN WASHER FLAT THIN | 4 |
| 8 | 560719 | BATTERY LOCK PC P120 | 2 |
| 9 | 561003 | 3/4" SADDLE THIN | 4 |
| 10 | 201100-OU | 1/4-28 NYLOCK NUT THIN | 2 |

| ITEM | NUMBER | DESCRIPTION | QTY |
|----------|-------------------|---|-----|
| 11 | 525029- | BATTERY HANDLE (14" - 20") P120 | 1 |
| | 525032 | | |
| 12 | 540555- 540730 | WLDMNT BTTRY CAGE P120 (14" - 20") | 1 |
| 12A | 540735- 540737 | BTTRY CAGE WLDMT (18" - 20") LONG P120 | 1 |
| 6-12 | 881910- 881915 | BATTERY CAGE ASSM V121 | |
| 6-11,12A | 881912- 881916 | BATTERY CAGE ASSM TALL V121 | |

BATTERY SUPPORT ASSEMBLY (QUICKIE V-521)



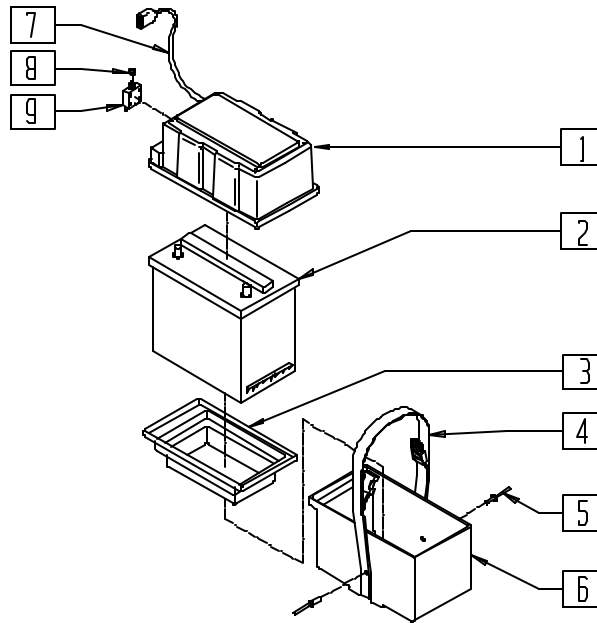
V5210X02

| ITEM | NUMBER | DESCRIPTION | QTY |
|------|---------------|---------------------------------|-----|
| 1 | 201100-QU | 1/4-28 NYLOCK NUT THIN | 2 |
| 2 | 262110-QU | 1/4 AN WASHER FLAT THIN | 4 |
| 3 | 561003 | 3/4" SADDLE THIN | 4 |
| 4 | 560719 | BATTERY LOCK PC P120 | 2 |
| 5 | 226130 | 1/4-28 x 1 1/2 BH C/S | 2 |
| 6 | 540555-540557 | WELDMNT BTTRY CAGE P120 14"-18" | 1 |
| | 540730 | BTTRY CAGE WLDMNT 20" P120 | |
| 7 | 561026 | 3/4" WASHER 1/4" HOLE | 2 |
| 8 | 262110-QU | 1/4 AN WASHER FLAT THIN | 4 |
| 9 | 226150 | 1/4-28 x 2 BH C/S | 4 |

| ITEM | NUMBER | DESCRIPTION | QTY |
|--------|----------------|------------------------------------|-----|
| 10 | 525029 | BATTERY HANDLE 14" P120 | 1 |
| | 525030 | BATTERY HANDLE 16" P120 | |
| | 525031 | BATTERY HANDLE 18" P120 | |
| | 525032 | BATTERY HANDLE 20" P120 | |
| 11 | 560280, 560281 | BTTRY LOCK RECEIVER P110 | 1 |
| 12 | 202300 | 1/4-28 NYLOCK NUT THIN BLK ZN | 4 |
| 1-6,10 | 881226- | BATTERY CAGE ASSEMBLY TALL 14"-20" | |
| | 881229 | | |
| | 881910-881915 | | |

BATTERY/BATTERY BOX ASSEMBLY (QUICKIE P100/P110/P190, ZIPPIE P500)

(P500 discontinued 5/5/99)



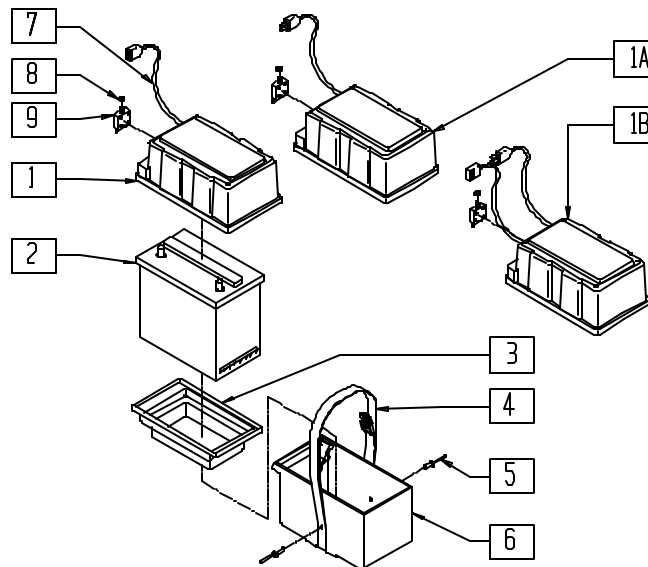
P100X28

| ITEM | NUMBER | DESCRIPTION | QTY |
|-------|--------|--------------------------------|-----|
| 1,7,8 | 920267 | BATTERY BOX LID W/LOOM P1/P5 | |
| 2 | 136511 | BATTERY GEL CEL U128 31 AMP | 1 |
| | 136513 | BATTERY GEL CEL 22NF (GC12400) | 1 |
| 3 | 562714 | BATTERY INSERT U1 P1/P5 | 1 |
| 4 | 750071 | BATTERY BOX STRAP P1/P51 | 1 |
| 5 | 240104 | RIVET POP SD44BSLF BLK | 2 |

| ITEM | NUMBER | DESCRIPTION | QTY |
|-------|--------|----------------------------------|-----|
| 7 | 139200 | CABLE 2 POLE P1/P5 | 1 |
| 8 | 210071 | NUT KNURLED FOR 133010 | 1 |
| 9 | 133012 | CIRCUIT BREAKER 30 AMP RESET | 1 |
| 4-6 | 880481 | BATTERY BOX BOTTOM W/STRAP P1/P5 | |
| 1,3-9 | 920278 | BATTERY BOX ASSM P1/P190/P5 | |

BATTERY/BATTERY BOX ASSEMBLY (QUICKIE Z500[ZIPPIE P500])

(Effective 5/5/99) (with Qtronix controller)



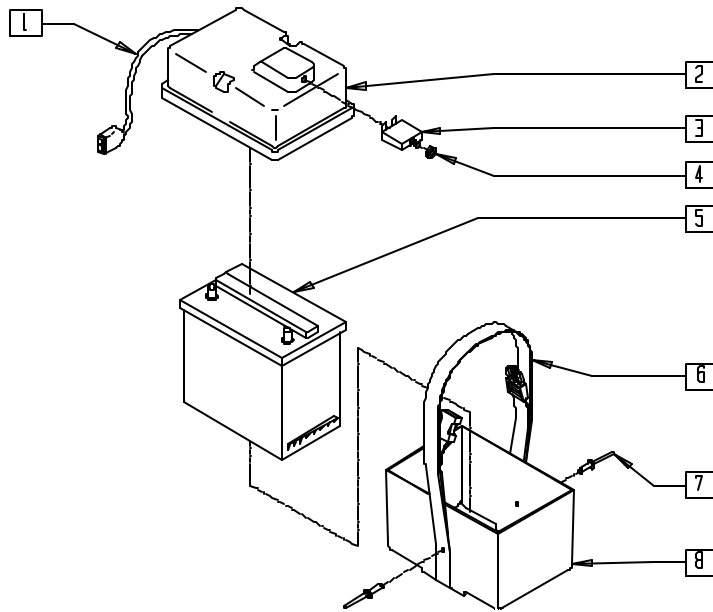
P500X54

| ITEM | NUMBER | DESCRIPTION | QTY |
|-------|--------|--------------------------------|-----|
| 1,7,8 | 920267 | BATTERY BOX LID W/LOOM P1/P5 | |
| 2 | 136511 | BATTERY GEL CEL U128 31 A | 1 |
| | 136513 | BATTERY GEL CEL 22NF (GC12400) | 1 |
| 3 | 562714 | BATTERY INSERT U1 P1/P5 | 1 |
| 4 | 750071 | BATTERY BOX STRAP P1/P5 | 1 |
| 5 | 240104 | RIVET POP SD44BSLF BLK | 2 |
| 7 | 139200 | CABLE 2 POLE P1/P5 | 1 |

| ITEM | NUMBER | DESCRIPTION | QTY |
|--------|--------|-----------------------------------|-----|
| 8 | 210071 | NUT KNURLED FOR 133010 | 1 |
| 9 | 133012 | CIRCUIT BREAKER 30 AMP RESET | 1 |
| 4-6 | 880481 | BATTERY BOX BOTTOM W/STRAP P1/P5 | |
| 1A,7,8 | 920465 | BATTERY BOX LID W/LOOM FRNT/P5-QX | |
| 1B,7,8 | 920466 | BATTERY BOX LID W/LOOM REAR/P5-QX | |
| 1A,3-9 | 920467 | BATTERY BOX ASSM FRONT/P5-QX | |
| 1A,3-9 | 920468 | BATTERY BOX ASSM REAR/P5-QX | |

BATTERY/BATTERY BOX ASSEMBLY (QUICKIE P110 PEDIATRIC)

(Discontinued 6/30/00 - parts only)



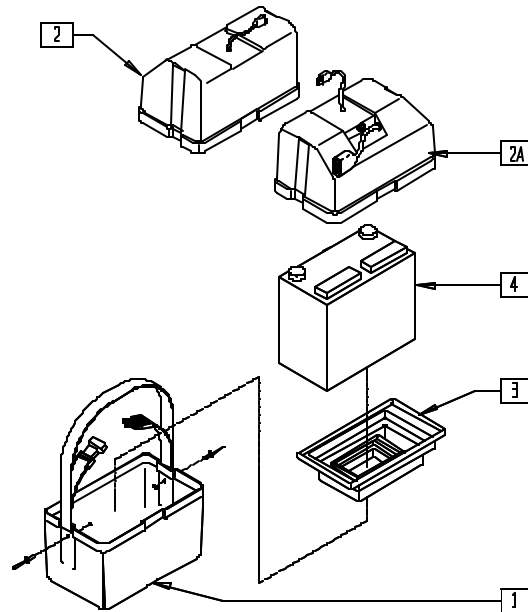
P100X44

| ITEM | NUMBER | DESCRIPTION | QTY |
|------|--------|------------------------------|-----|
| 1 | 139200 | CABLE 2 POLE P1/P5 | 1 |
| 3 | 133012 | CIRCUIT BREAKER 30 AMP RESET | 1 |
| 4 | 210071 | NUT KNURLED FOR 133010 | 1 |
| 1-4 | 920266 | BATTERY BOX LID U1 W/LOOM | |
| 5 | 136511 | BATTERY GEL CEL U128 31 AMP | 1 |

| ITEM | NUMBER | DESCRIPTION | QTY |
|---------|--------|---------------------------|-----|
| 6 | 750069 | BATTERY BOX STRAP P110-U1 | 1 |
| 7 | 240104 | RIVET POP SD44BSLF BLK | 2 |
| 6-8 | 880484 | BTRY BOX BTM W/STRAP U1 | |
| 1-4,6-8 | 920279 | BTRY BOX ASSM U1 | |

BATTERY/BATTERY BOX ASSEMBLY (SINGLE BATTERY)

(QUICKIE V-121[P120]/V-521)

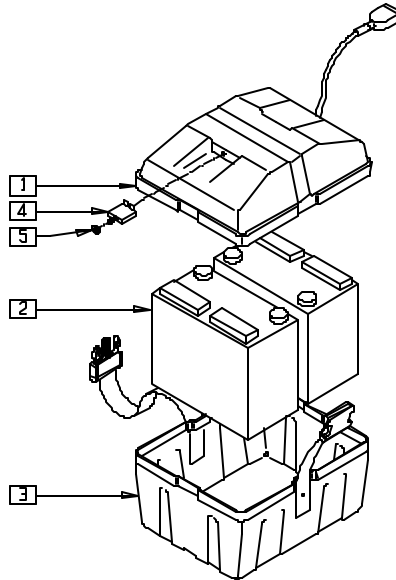


P900X23A

| ITEM | NUMBER | DESCRIPTION | QTY |
|------|--------|--------------------------------|-----|
| 1 | 887711 | BTRY BX BTM W/STRP (GP22) P120 | 1 |
| 2 | 887713 | BTRY BOX LID REAR GRP22 P120 | 1 |
| 2A | 887712 | BTRY BOX LID FRNT GRP22 P120 | 1 |
| 3 | 562714 | BATTERY INSERT U1 P1/P5 | 1 |

| ITEM | NUMBER | DESCRIPTION | QTY |
|--------|--------|---------------------------------|-----|
| 4 | 136511 | BATTERY GEL CEL U128 31 AMP | 1 |
| | 136513 | BATTERY GEL CEL 22 NF (GC12400) | 1 |
| 1-3 | 920542 | BTRY BOX ASSM REAR GRP22 P120 | |
| 1,2A,3 | 920540 | BTRY BOX ASSM FRNT (GRP22) P120 | |

BATTERY/BATTERY BOX ASSEMBLY (DUAL BATTERY) (QUICKIE V-121[P120]/V-521)

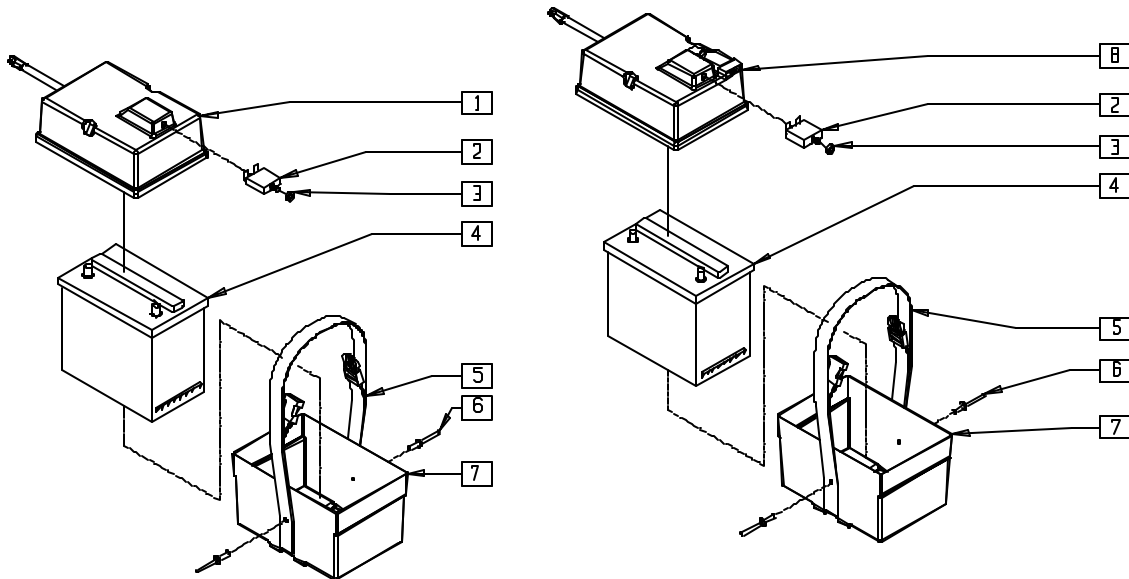


P900X04A

| ITEM | NUMBER | DESCRIPTION | QTY |
|-------|--------|------------------------------|-----|
| 1,4,5 | 887714 | BTRY BOX LID ASSM (U1) P120 | 1 |
| 2 | 136511 | BATTERY GEL CEL U128 31 AMP | 2 |
| 3 | 887710 | BTRY BX BTM W/STRP (U1) P120 | 1 |

| ITEM | NUMBER | DESCRIPTION | QTY |
|------|--------|----------------------------|-----|
| 4 | 133020 | CIRCUIT BREAKER 50 AMP | 1 |
| 5 | 210071 | NUT KNURLED FOR 133010 | 1 |
| 1-5 | 920541 | BATTERY BOX ASSM (U1) P120 | |

BATTERY/BATTERY BOX ASSEMBLY (14" WIDE ONLY) (QUICKIE V-121[P120]/V-521)

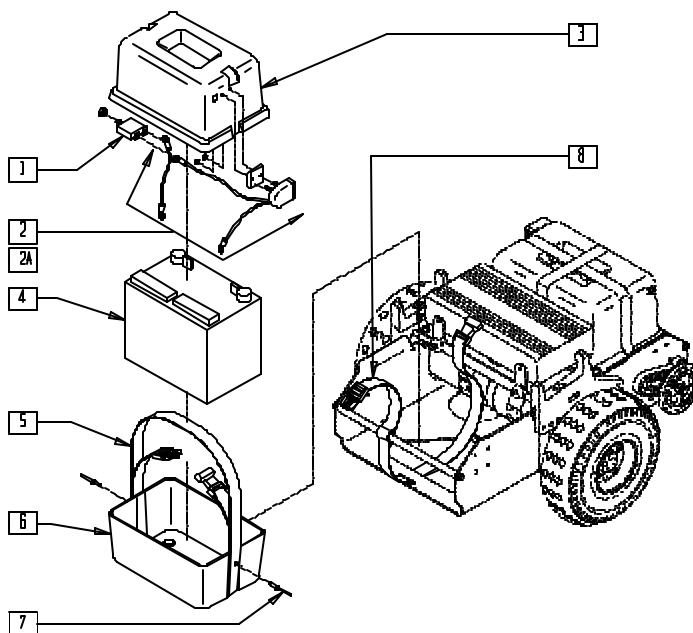


V121X11

| ITEM | NUMBER | DESCRIPTION | QTY |
|------|--------|-----------------------------|-----|
| 2 | 133020 | CIRCUIT BREAKER 50 AMP | 1 |
| 3 | 210071 | NUT KNURLED FOR 133010 | 1 |
| 4 | 136511 | BATTERY GEL CEL U128 31 AMP | 1 |
| 5 | 750069 | BATTERY BOX STRAP P110-U1 | 1 |
| 6 | 240104 | RIVET POP SD44BSLF BLK | 2 |

| ITEM | NUMBER | DESCRIPTION | QTY |
|---------|--------|------------------------------|-----|
| 7 | 562699 | BATTERY BOX BOTTOM U1 | 1 |
| 1-3 | 887716 | BTRY BOX LID U1 W/LOOM REAR | |
| 2,3,8 | 887715 | BTRY BOX LID U1 W/LOOM FRONT | |
| 1-3,5-7 | 920559 | BTRY BOX ASSM U1 REAR | |
| 2,3,5-8 | 920558 | BTRY BOX ASSM U1 FRONT | |

BATTERY/BATTERY BOX ASSEMBLY (QUICKIE P200/P210/P320)



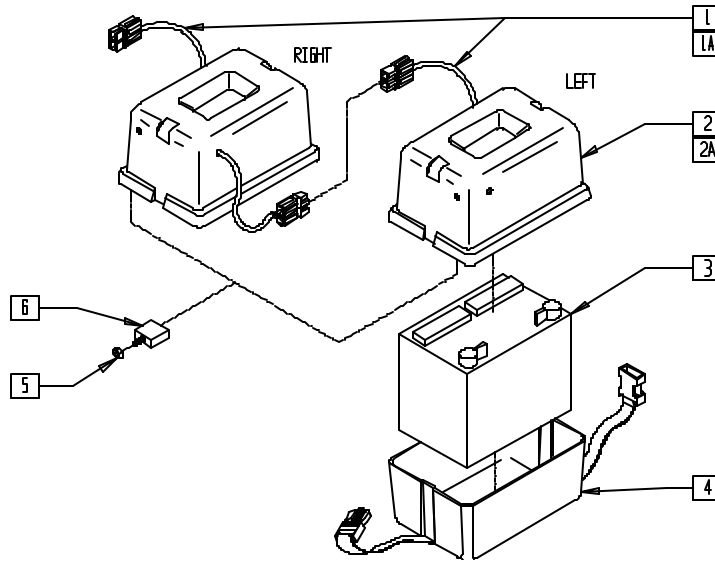
P200X31A

| ITEM | NUMBER | DESCRIPTION | QTY |
|------|--------|--------------------------------|-----|
| 1 | 133015 | CIRCUIT BREAKER 70 AMP | 1 |
| 2 | 750075 | BTTRY BOX WIRING HARNESS P2/P3 | 1 |
| 2A | 750081 | BATTERY HARNESS P2-OX | 1 |
| 3 | 562716 | BATTERY BOX GROUP 24 P2/P3 | 1 |
| 4 | 136515 | BATTERY M-24 GEL | 1 |
| 5 | 750070 | BATTERY BOX STRAP P300 | 1 |

| ITEM | NUMBER | DESCRIPTION | QTY |
|---------|--------|--------------------------------|-----|
| 7 | 240104 | RIVET POP SD44BSLF BLK | 2 |
| 8 | 750077 | BATTERY STRAP P2 | 1 |
| 5,6,7 | 880480 | BTTRY BOX BOTTOM W/STRAP P2/P3 | |
| 1-3 | 920281 | BATTERY BOX LID ASSM P2/P3 | |
| 1-3,5-7 | 920280 | BATTERY BOX ASSM P2/P3 | |

BATTERY/BATTERY BOX (20" DRIVE WHEEL) (QUICKIE P300)

(Discontinued 6/30/00 - parts only)



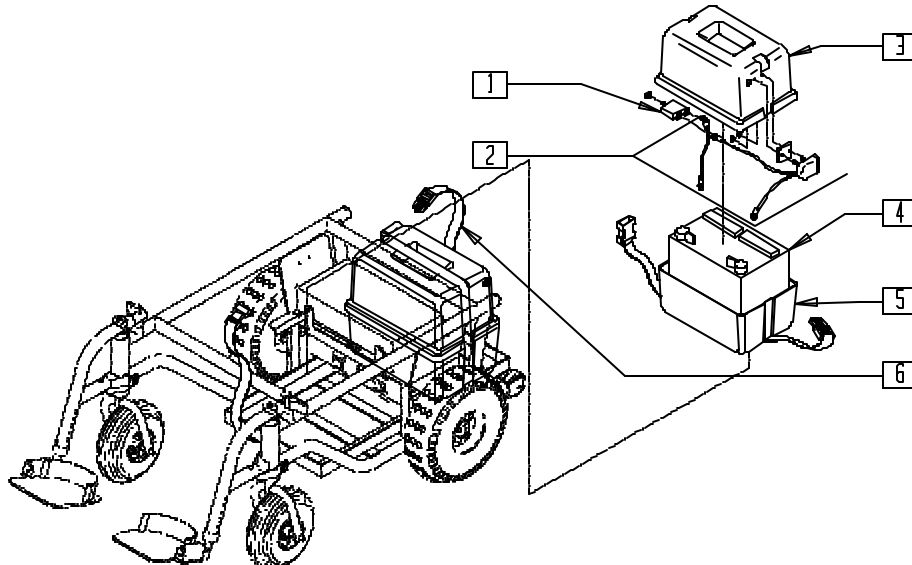
P300X23

| ITEM | NUMBER | DESCRIPTION | QTY |
|------|--------|-----------------------------|-----|
| 1 | 139006 | BTRY BOX LOOM L P3 W/CNNCTR | 1 |
| 1A | 139005 | BTRY BOX LOOM R P3 W/CNNCTR | 1 |
| 2 | 562705 | BATTERY BOX LID L P300 | 1 |
| 2A | 562709 | BATTERY BOX LID R P300 | 1 |
| 3 | 136515 | BATTERY M-24 GEL | 1 |
| 5 | 210071 | NUT KNURLED FOR 133010 | 1 |

| ITEM | NUMBER | DESCRIPTION | QTY |
|-----------|--------|-------------------------------|-----|
| 6 | 133010 | CIRCUIT BREAKER 60 AMP RESET | 1 |
| 1A,2A,4-6 | 920270 | BATTERY BOX ASSM P300 R | |
| 1,2,4-6 | 920271 | BATTERY BOX ASSM P300 L | |
| 1A,2A,5,6 | 920268 | BATTERY BOX LID W/LOOM R P300 | |
| 1,2,5,6 | 920269 | BATTERY BOX LID W/LOOM L P300 | |

BATTERY/BATTERY BOX (10" DRIVE WHEEL) (QUICKIE P300)

(Discontinued 6/30/00 - parts only)



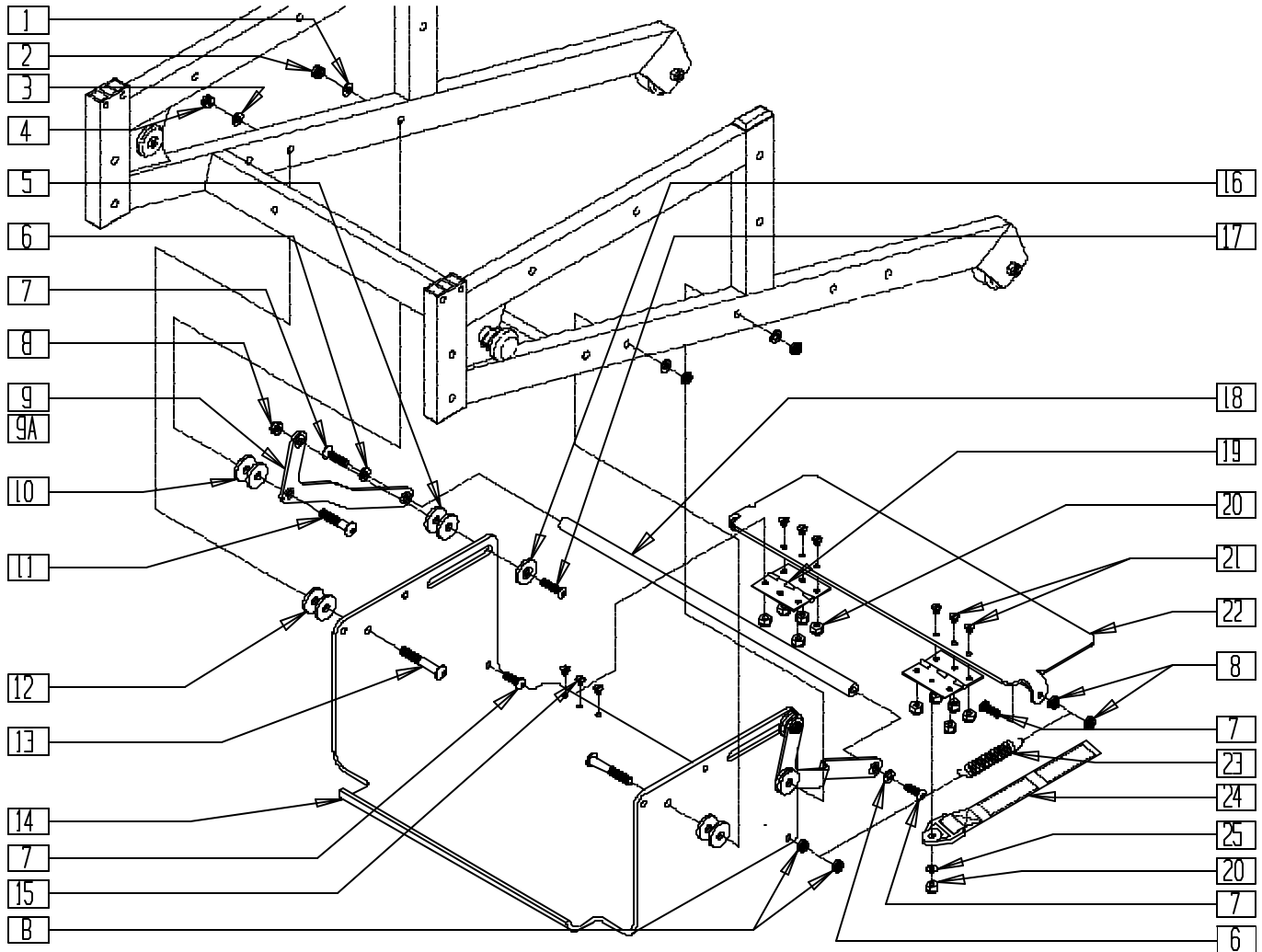
P300X39

| ITEM | NUMBER | DESCRIPTION | QTY |
|------|--------|----------------------------------|-----|
| 1 | 133015 | CIRCUIT BREAKER 70 AMP | 1 |
| 2 | 750075 | BATTERY BOX WIRING HARNESS P2/P3 | 1 |
| 3 | 562716 | BATTERY BOX GROUP 24 P2/P3 | 1 |
| 4 | 136515 | BATTERY M-24 GEL | 1 |

| ITEM | NUMBER | DESCRIPTION | QTY |
|-------|--------|-------------------------------|-----|
| 5 | 880480 | BTRY BOX BOTTOM W/STRAP P2/P3 | 1 |
| 6 | 750078 | BATTERY STRAP P3-10" | 1 |
| 1-3,5 | 920280 | BATTERY BOX ASSM P2/P3 | |
| 1-3 | 920281 | BATTERY BOX LID ASSM P2/P3 | |

BATTERY TRAY (18" FRAME) (QUICKIE P300)

(Discontinued 6/30/00 - parts only) (Fits P300 beginning serial number P3-10500)



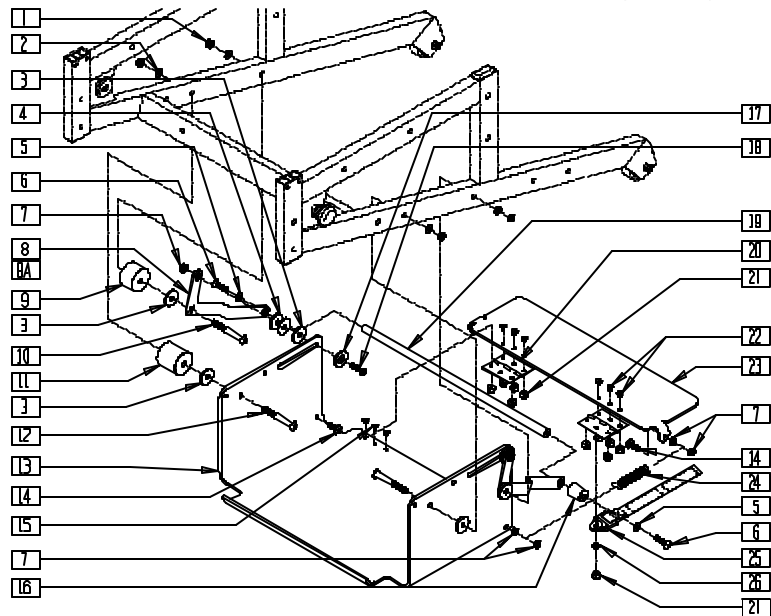
P300AX3B

| ITEM | NUMBER | DESCRIPTION | QTY |
|------|-----------|--------------------------|-----|
| 1 | 263110-OU | 5/16 AN WASHER FLAT THIN | 2 |
| 2 | 202102 | 5/16-18 NYLOCK NUT THIN | 2 |
| 3 | 263100 | 5/16 AN WASHER FLAT | 2 |
| 4 | 202103 | 5/16-18 NYLOCK NUT THICK | 2 |
| 5 | 561043 | 1" WASHER 3/8" HOLE | 4 |
| 6 | 262100-OU | 1/4 AN WASHER FLAT | 2 |
| 7 | 226100 | 1/4-28 x 3/4 BH C/S | 6 |
| 8 | 201100 | 1/4-28 NYLOCK NUT THIN | 10 |
| 9 | 505214 | BATTERY TRAY ARM L P3 | 1 |
| 9A | 505224 | BATTERY TRAY ARM R P3 | 1 |
| 10 | 561016 | 1" WASHER 5/16" HOLE | 4 |
| 11 | 222256 | 5/16-18 x 1 1/2 BH C/S | 2 |
| 12 | 561184 | SPACER 3/8 x .3 | 4 |

| ITEM | NUMBER | DESCRIPTION | QTY |
|------|--------|-----------------------------|-----|
| 13 | 226196 | 5/16-18 x 2 BH C/S ZN | 2 |
| 14 | 505229 | BATTERY TRAY P3 RECT | 1 |
| 15 | 226020 | 10-32 x 5/8 BH C/S BLK | 2 |
| 16 | 481046 | SIDE GUARD BUSHING | 2 |
| 17 | 226100 | 1/4-28 x 3/4 BH C/S | 2 |
| 18 | 505385 | BATTERY LIFT BAR P3 | 1 |
| 19 | 505456 | HINGE PLAIN 2 1/2" | 2 |
| 20 | 200101 | 10-32 NYLOCK NUT THIN | 12 |
| 21 | 226023 | 10-32 x 7/16 BH C/S BLK | 10 |
| 22 | 505227 | TAILGATE P3 RECT | 1 |
| 23 | 321103 | SPRING .38 OD x 2 1/2" LONG | 2 |
| 24 | 750106 | BATTERY SAFETY STRAP P3 | 2 |
| 25 | 262110 | 1/4 AN WASHER FLAT THIN | 2 |

BATTERY TRAY (20" FRAME) (QUICKIE P300)

(Discontinued 6/30/00 - parts only) (Fits P300 beginning serial number P3-10500)



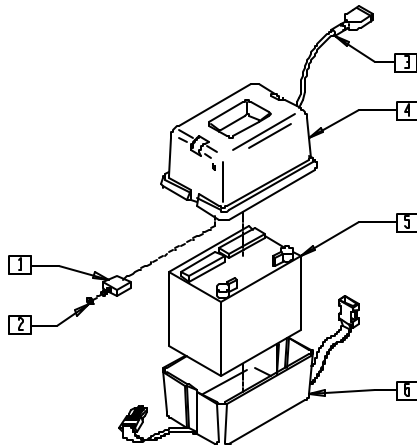
P300AX3C

| ITEM | NUMBER | DESCRIPTION | QTY |
|------|-----------|--------------------------|-----|
| 1 | 202103 | 5/16-18 NYLOCK NUT THICK | 4 |
| 2 | 263100 | 5/16 AN WASHER FLAT | 4 |
| 3 | 561043 | 1" WASHER 3/8" HOLE | 6 |
| 4 | 561016 | 1" WASHER 5/16" HOLE | 4 |
| 5 | 262100-QU | 1/4 AN WASHER FLAT | 2 |
| 6 | 226140 | 1/4-28 x 1 3/4 BH C/S | 2 |
| 7 | 201100 | 1/4-28 NYLOCK NUT THIN | 10 |
| 8 | 505214 | BATTERY TRAY ARM L P3 | 1 |
| 8A | 505224 | BATTERY TRAY ARM R P3 | 1 |
| 9 | 550235 | FRAME SPACER 1 " P3 | 2 |
| 10 | 222242 | 5/16-18 x 2 1/2 HEX C/S | 2 |
| 11 | 550236 | FRAME SPACER 1 1/2" P3 | 2 |
| 12 | 222192 | 5/16-18 x 3 HEX C/S | 2 |
| 13 | 505229 | BATTERY TRAY P3 RECT | 1 |

| ITEM | NUMBER | DESCRIPTION | QTY |
|------|--------|----------------------------|-----|
| 14 | 226100 | 1/4-28 x 3/4 BH C/S | 4 |
| 15 | 226020 | 10-32 x 5/8 BH C/S BLK | 2 |
| 16 | 330032 | SUSPENSION SPACER 1" P3 | 2 |
| 17 | 481046 | SIDEGUARD BUSHING | 2 |
| 18 | 226110 | 1/4-28 x 1 BH C/S | 2 |
| 19 | 505385 | BATTERY LIFT BAR P3 | 1 |
| 20 | 505456 | HINGE PLAIN 2 1/2" | 2 |
| 21 | 200101 | 10-32 NYLOCK NUT THIN | 12 |
| 22 | 226023 | 10-32 x 7/16 BH C/S BLK | 10 |
| 23 | 505227 | TAILGATE P3 RECT | 1 |
| 24 | 321103 | SPRING .38 OD x 2 1/2 LONG | 2 |
| 25 | 750106 | BATTERY SAFETY STRAP P3 | 2 |
| 26 | 262110 | 1/4 AN WASHER FLAT THIN | 2 |

BATTERY/BATTERY BOX ASSEMBLY (QUICKIE P300)

(Discontinued 6/30/00 - parts only) (Fits P300 beginning serial number P3-10500)

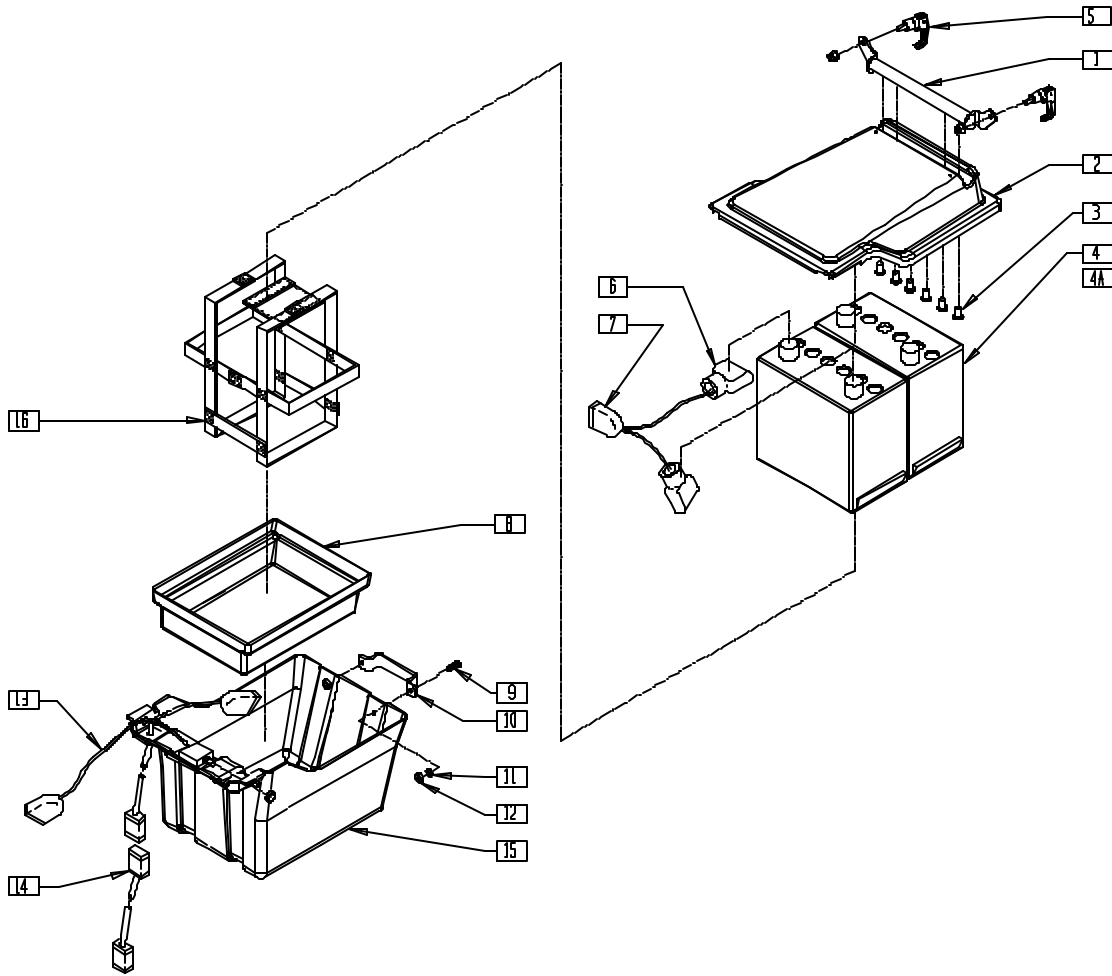


P300AX05

| ITEM | NUMBER | DESCRIPTION | QTY |
|------|--------|------------------------------|-----|
| 1 | 133010 | CIRCUIT BREAKER 60 AMP RESET | 1 |
| 2 | 210071 | NUT KNURLED FOR 133010 | 1 |
| 3 | 139016 | BATTERY BOX HARNESS P3 NEW | 1 |
| 4 | 562716 | BATTERY BOX GROUP 24 P2/P3 | 1 |

| ITEM | NUMBER | DESCRIPTION | QTY |
|-------|--------|----------------------------------|-----|
| 5 | 136515 | BATTERY M-24 GEL | 1 |
| 6 | 880480 | BATTERY BOX BOTTOM W/STRAP P2/P3 | 1 |
| 1-4,6 | 920288 | BATTERY BOX ASSM P3 NEW | |

BATTERY/BATTERY BOX ASSEMBLY (QUICKIE S-525)



S525X22B

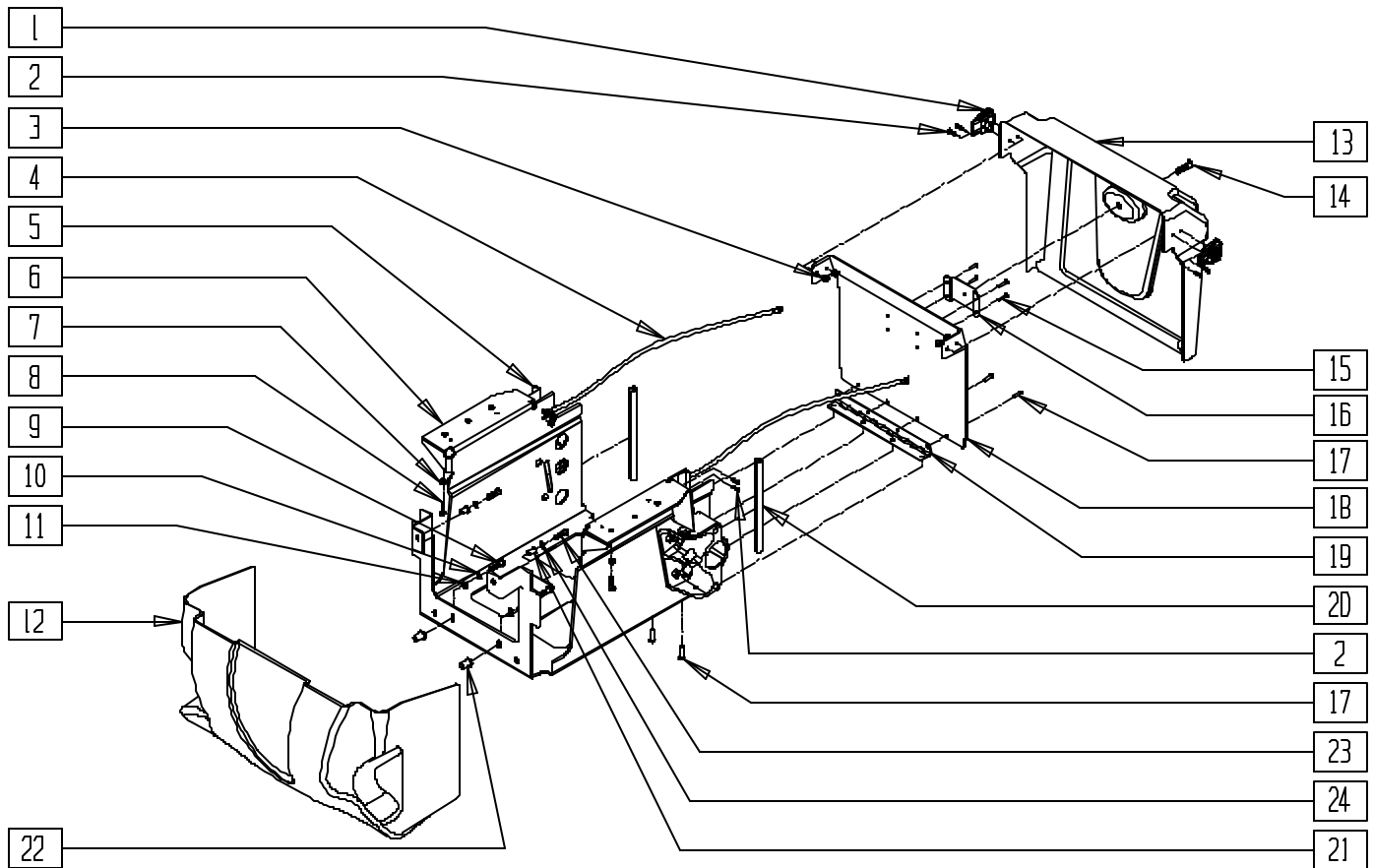
| ITEM | NUMBER | DESCRIPTION | QTY |
|------|-----------|-----------------------------------|-----|
| 4 | 136513 | BATTERY GEL CEL 22NF (GC12400) | 2 |
| 4A | 136511 | BATTERY GEL CEL U128 31 AMP | 2 |
| 5 | 340015 | SWELL LATCH S525 | 2 |
| 6 | 138070 | TERMINAL CAP SET (INTL) | 2 |
| 6.7 | 139031 | BATTERY CONNECT HARNESS | 2 |
| 8 | 562668 | BATTERY BOX U1 INSERT S525 | 1 |
| 9 | 226247 | 1/4-28 x 5/8 BH C/S BLACK G5 | 2 |
| 10 | 501013 | BATTERY BOX HANDLE S525 | 1 |
| 11 | 262100-QU | 1/4 AN WASHER FLAT | 2 |
| 12 | 202300 | 1/4-28 NYLOCK NUT THIN BLK ZN | 2 |
| 13 | 139032 | POWER HARNESS W/70 AMP BRCKR S525 | 1 |

| ITEM | NUMBER | DESCRIPTION | QTY |
|-------|--------|-------------------------------|-----|
| 14 | 139027 | POWER HARNESS CONNECTOR S525 | 1 |
| 15 | 562667 | BATTERY BOX BOTTOM S525 | 1 |
| 16 | 740140 | BATTERY STRAP GRP 22 | 1 |
| 1-3,5 | 882126 | BATTERY BOX LID ASSM 16" S525 | |
| | 882128 | BATTERY BOX LID ASSM 18" S525 | |
| | 882130 | BATTERY BOX LID ASSM 20" S525 | |
| 1-3, | 920616 | BATTERY BOX ASSM 16" S525 | |
| 6,7, | 920618 | BATTERY BOX ASSM 18" S525 | |
| 9-16 | 920620 | BATTERY BOX ASSM 20" S525 | |
| 9-15 | 882136 | BATTERY BOX BOTTOM ASSM S525 | |

NOTE: ITEM 8 (P/N 562668) IS USED WITH ITEM 4A (P/N 136511).

NOTE: FOR ANTI-TIP RETRO KIT (INCLUDING 882136, BATTERY BOX BOTTOM ASSEMBLY), SEE PAGE 2.4.

BATTERY BOX ASSEMBLY (QUICKIE S-626)



S626X20B

| ITEM | NUMBER | DESCRIPTION | QTY |
|------|-----------|--------------------------------|-----|
| 1 | 481452 | ROTARY ACTION LATCH S626 | 2 |
| 2 | 226309 | 8-32 x 5/8 BH C/S BLK | 8 |
| 3 | 200099 | 8-32 NYLOCK NUT THIN | 8 |
| 4 | 139029 | BATTERY BOX CABLE | 2 |
| 5 | 481451 | LATCH PLATE KEEPER | 2 |
| 6 | 542044 | BATTERY BOX WLDMNT 16" S626 | 1 |
| | 542045 | BATTERY BOX WLDMNT 18" S626 | |
| 7 | 263110-QU | 5/16 AN WASHER FLAT THIN | 6 |
| 8 | 222231 | 5/16-18 x 5/8 BH CS BLK W/PTCH | 6 |
| 9 | 226064 | 1/4-28 x 3/4 BH C/S BLK W/PTCH | 2 |
| 10 | 262114 | 1/4 WASHER HI COLLAR LOCK ZN | 2 |
| 11 | 262100-QU | 1/4 AN WASHER FLAT | 2 |
| 12 | 882005 | COTROLLER COVER STD ASSM S626 | 1 |
| 13 | 560364 | REAR BATTERY COVER S626 | 1 |

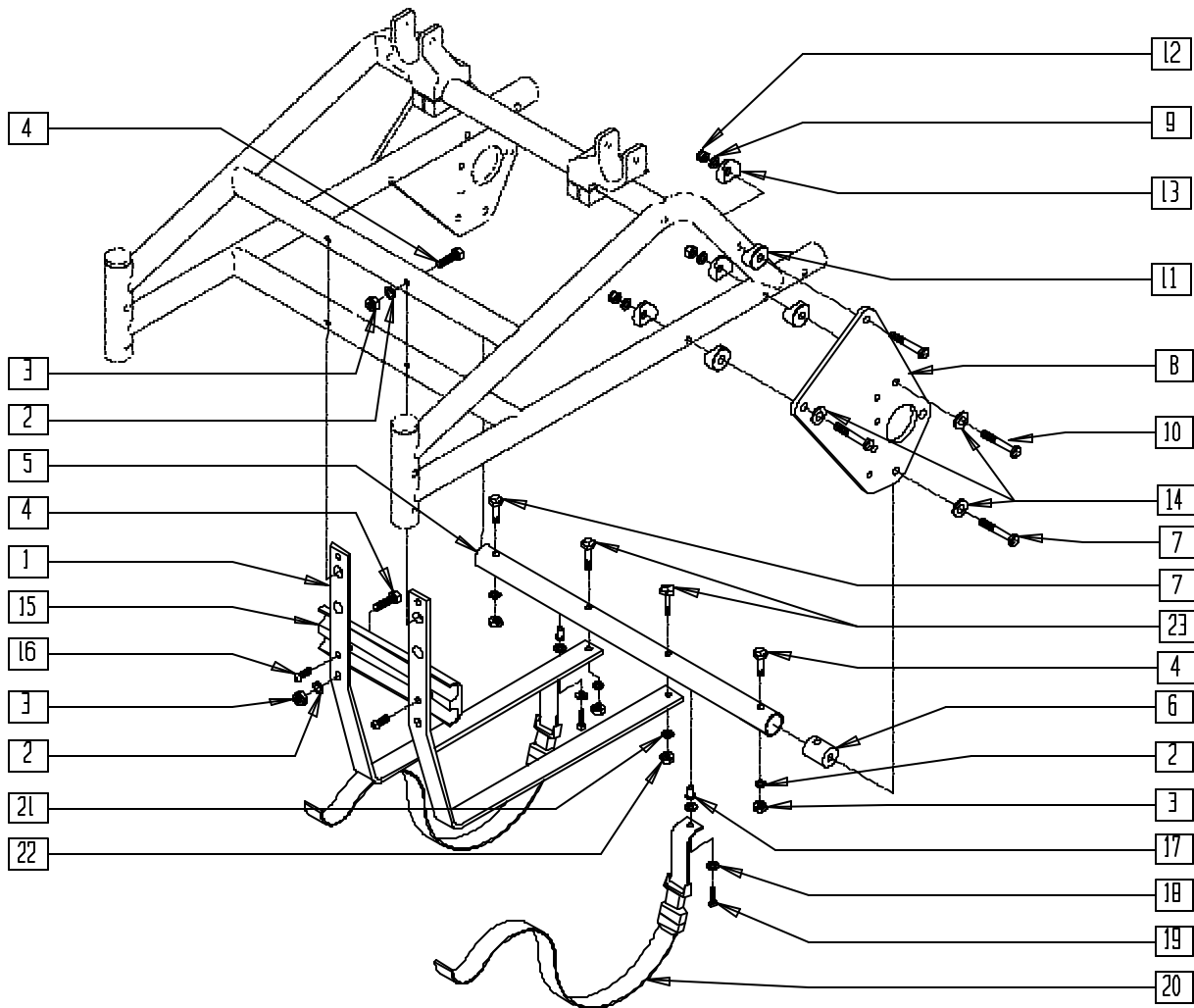
| ITEM | NUMBER | DESCRIPTION | QTY |
|------|-----------|--------------------------------|-----|
| 14 | 222205 | 1/4-14 x 1/2 PAN HEAD TP SCREW | 1 |
| 15* | 240104 | RIVET POP SD44BSLF BLK | 4,8 |
| 16* | 505590 | BATTERY COVER BRKT S626 | 1,2 |
| 17 | 240154 | RIVET 3/16 x 5/16 TBLR ALUM BL | 8 |
| 18 | 505547 | BATTERY SUPPORT GATE S626 | 1 |
| 19 | 505548 | BATTERY BOX HINGE | 1 |
| 20 | 580000 | BATTERY SUPPORT EDGE 3" | 2 |
| 21 | 341497 | 10-32 x .020-.130 RIVNUT GOLD | 2 |
| 22 | 341503 | RIVNUT 1/4" X 28 RIBBED | 2 |
| 23 | 226034 | 10-32 x 1 3/4 BH C/S BLK | 2 |
| 24 | 455031-QU | #10 AN WASHER .032 SS | 2 |
| 1-22 | 885000 | BATTERY BOX ASSM 16" S626 | |
| | 885001 | BATTERY BOX ASSM 18" S626 | |

* STANDARD CHAIR USES 4 OF ITEM 15 AND 1 OF ITEM 16; CHAIR WITH VENT TRAY USES 8 OF ITEM 15 AND 2 OF ITEM 16.

NOTE: ITEM 22 IS SUPPLIED WITH ITEMS 9-11 IN THE ASSEMBLY TO RETRO-FIT THE CHANGED BATTERY BOX WELDMENT TO THE CHAIR.

BATTERY SUPPORT/MOTOR BRACKET ASSEMBLY (ZIPPIE P500)

(Discontinued 9/11/95 - parts only; fits P500 prior to serial number P5-3510)



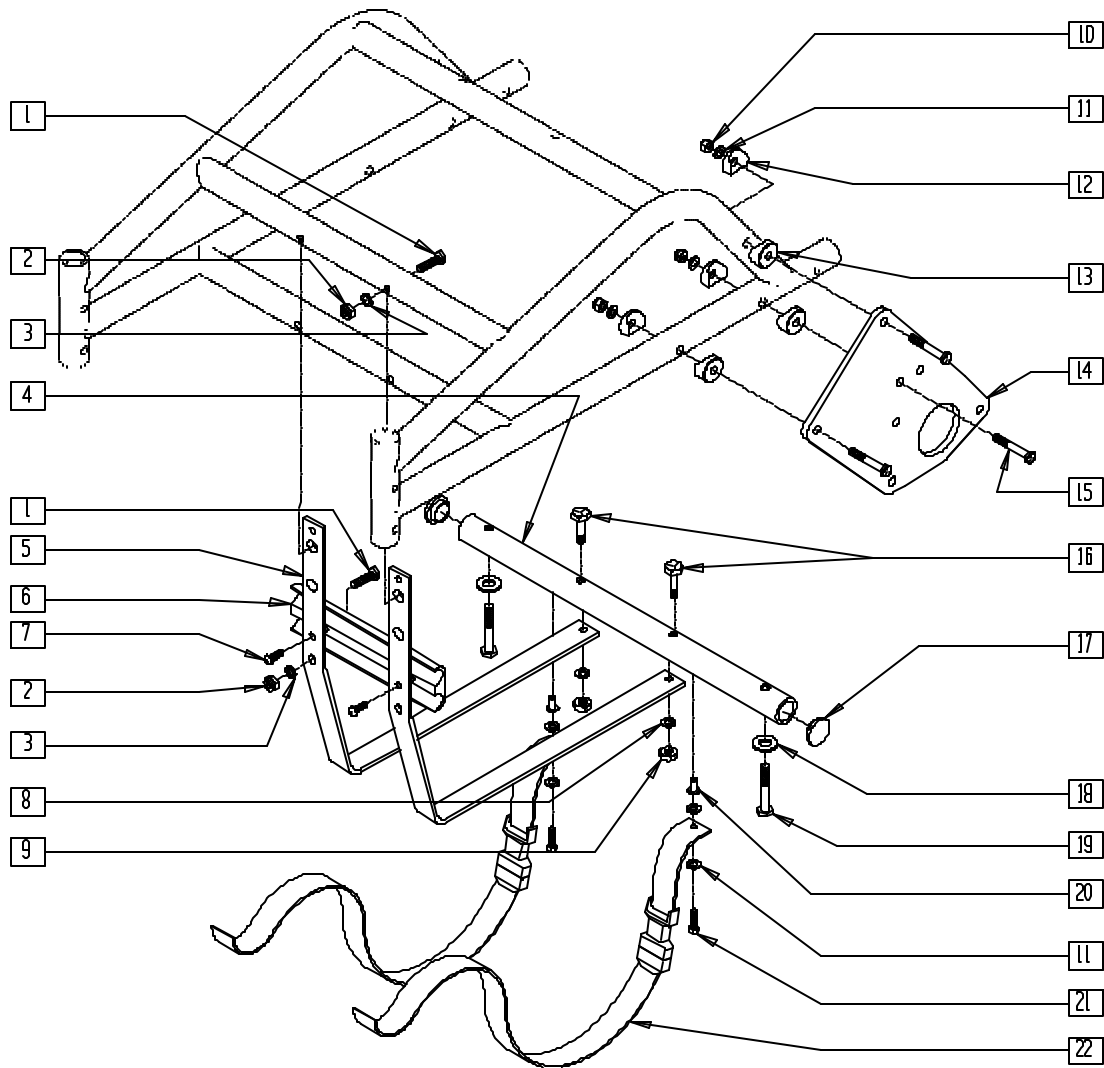
P500X17

| ITEM | NUMBER | DESCRIPTION | QTY |
|------|-----------|-----------------------------|-----|
| 1 | 505720 | BATTERY BRACKET P1/P5 | 2 |
| 2 | 262110 | 1/4 AN WASHER FLAT THIN | 6 |
| 3 | 201120 | 1/4-28 AUTOMATION NUT | 6 |
| 4 | 221133 | 1/4-28 x 1 1/2 G8 HEX C/S | 6 |
| 5 | 522720 | CROSS TUBE 16" P1/STD P5 | 1 |
| 6 | 483741 | CROSS TUBE PLUG P1/P5 | 1 |
| 7 | 222195 | 5/16-24 x 3/4 HEX C/S GRD 8 | 2 |
| 8 | 501751 | MOTOR PLATE P1/P5 | 2 |
| 9 | 262100-QU | 1/4 AN WASHER FLAT | 2 |
| 10 | 222190 | 5/16-24 x 2 HEX C/S | 6 |
| 11 | 483713 | SADDLE ALUM 1" THICK P1/P5 | 6 |
| 12 | 202100-MJ | 5/16-24 NYLOCK NUT THIN | 6 |

| ITEM | NUMBER | DESCRIPTION | QTY |
|-------|-----------|------------------------------|-----|
| 13 | 561006 | 1" SADDLE 5/16" HOLE | 6 |
| 14 | 263110-QU | 5/16 AN WASHER FLAT THIN | 6 |
| 10-14 | 920712 | MOTOR PLATE HDWR KIT P1/P5 | |
| 15 | 550720 | CABLE CLAMP P5 | 1 |
| 16 | 226020 | 10-32 x 5/8 BH C/S BLK | 2 |
| 17 | 341503 | RIVNUT 1/4" x 28 RIBBED | 2 |
| 18 | 263110-QU | 5/16 AN WASHER FLAT THIN | 4 |
| 19 | 221100 | 1/4-28 x 3/4 HEX C/S | 2 |
| 20 | 750072 | BATTERY TIE DOWN STRAP P1/P5 | 2 |
| 21 | 262100-QU | 1/4 AN WASHER FLAT | 2 |
| 22 | 201120 | 1/4-28 AUTOMATION NUT | 2 |
| 23 | 221151-QU | 1/4-28 x 1 3/4 G8 HEX C/S | 2 |

BATTERY SUPPORT BRACKET ASSEMBLY (QUICKIE Z500[ZIPPIE P500])

(Effective serial number P5-3510)



P500X17A

| ITEM | NUMBER | DESCRIPTION | QTY |
|------|-----------|--------------------------------|-----|
| 1 | 221133 | 1/4-28 x 1 1/2 G8 HEX C/S | 4 |
| 2 | 201120 | 1/4-28 AUTOMATION NUT | 4 |
| 3 | 262110 | 1/4 AN WASHER FLAT THIN | 4 |
| 4 | 522741 | CROSS TUBE DD 16" W/RNUT P1/P5 | 1 |
| 5 | 505720 | BATTERY BRACKET P1/P5 | 2 |
| 6 | 550720 | CABLE CLAMP P5 | 1 |
| 7 | 226020 | 10-32 x 5/8 BH C/S BL | 2 |
| 8 | 262100-QU | 1/4 AN WASHER FLAT | 2 |
| 9 | 201120 | 1/4-28 AUTOMATION NUT | 2 |
| 10 | 202100-MJ | 5/16-24 NYLOCK NUT THIN | 6 |
| 11 | 263110-QU | 5/16 AN WASHER FLAT THIN | 10 |

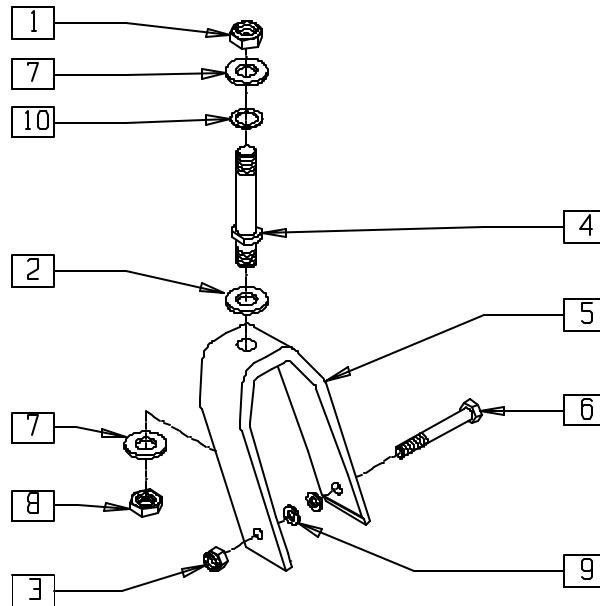
| ITEM | NUMBER | DESCRIPTION | QTY |
|------|-----------|------------------------------|-----|
| 12 | 561006 | 1" SADDLE 5/16" HOLE | 6 |
| 13 | 483713 | SADDLE ALUM 1" THICK P1/P5 | 6 |
| 14 | 501761 | MOTOR PLT DIRECT DRIVE P1/P5 | 2 |
| 15 | 222190 | 5/16-24 x 2 HEX C/S | 6 |
| 16 | 221151-QU | 1/4-28 x 1 3/4 G8 HEX C/S | 2 |
| 17 | 561005 | 1" INSERT PLUG .125 | 2 |
| 18 | 263100 | 5/16 AN WASHER FLAT | 2 |
| 19 | 234960 | M8-35 HEX C/S | 2 |
| 20 | 341503 | RIVNUT 1/4" x 28 RIBBED | 2 |
| 21 | 221100 | 1/4-28 x 3/4 HEX C/S | 2 |
| 22 | 750072 | BATTERY TIE DOWN STRAP P1/P5 | 2 |

Casters and Forks

IN THIS SECTION

| | | | |
|---|-----|---|------|
| Front Caster/Fork Assembly (Quickie G-424)..... | 8.1 | Front Fixed Fork (Quickie S-626) | 8.10 |
| Rear Caster/Fork Assembly (Quickie G-424) | 8.1 | Front Suspension Fork (Quickie S-626) | 8.11 |
| Caster/Fork Assembly (8" x 2") (Quickie P110/V100[P100]/Z500[Zippie P500]) | 8.2 | Front Caster/Fork Assembly (Quickie V-121[P120])..... | 8.12 |
| Caster/Fork Assembly (Quickie P120) (Disc.) | 8.2 | Fork Assembly (Quickie V-521) | 8.12 |
| Caster/Fork Assembly (8" x 2") (Quickie P190/P200/P210/P320) | 8.3 | Caster/Tire Assembly (Tire, Tube, Caster and Bearing) (Quickie G-424/P110/P190/P200/P210/P300/ P320/S-525/S-626/V100[P100]/ V-121[P120]/V-521/Z500[Zippie P500] | 8.13 |
| Front Suspension Fork (Quickie P-222) | 8.4 | 8" Caster Rim (Quickie P110/P190/P200/P210/ P300/P320/S-626/V100[P100]/Z500[Zippie P500]) | 8.13 |
| Fixed Fork Assembly (Quickie P-222) | 8.5 | Rear Caster/Tire Assembly (Quickie G-424) | 8.14 |
| Fork/8" Caster (20" Drive Wheel) (Quickie P300 prior to P3-9700) (Disc.) | 8.6 | Front Pneumatic Caster/Tire/Rim and Hardware (Quickie G-424) (Disc.) | 8.14 |
| Fork/8" Caster (20" Drive Wheel) (Quickie P300 prior to P3-9700) | 8.7 | 9"/10" Caster Rim (Quickie P190/P300/P320/S-626)..... | 8.15 |
| Fork/9"/10" Caster (10" Drive Wheel) (Quickie P300 prior to P3-9700) (Disc.) | 8.7 | Tires and Tubes (9"/10" Caster) (Quickie P300) (Disc.)..... | 8.15 |
| Fork/9"/10" Caster (10" Drive Wheel) (Quickie P300 prior to P3-9700) | 8.8 | Tires and Tubes (9" x 3" Caster) (Quickie S-626) .. | 8.16 |
| Fork/10" Caster (20" Drive Wheel) (Quickie P300 beginning P3-10500) (Disc.) | 8.8 | Swing-away Caster Plate (Quickie P110/V100[P100]/Z500[Zippie P500]) | 8.16 |
| Fork/9" Caster (Quickie P190/P300) (P300 beginning P3-9700) (Disc.) | 8.9 | Swing-away Caster Plate (Quickie P190/P200/P210/P300/P320) | 8.17 |
| Caster/Fork Asssembly (8" x 2") (Quickie S-525) | 8.9 | | |

FRONT CASTER/FORK ASSEMBLY (QUICKIE G-424)



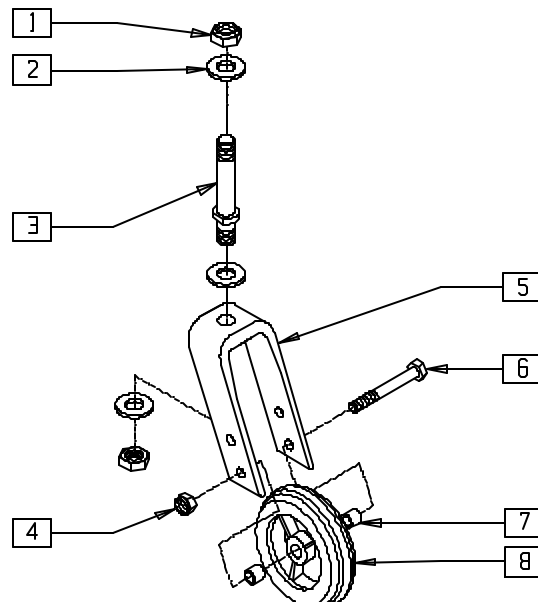
G4240X04

| ITEM | NUMBER | DESCRIPTION | QTY |
|------|-----------|--------------------------|-----|
| 1 | 203100 | 1/2-20 NYLOCK NUT | 1 |
| 2 | 264101 | 1/2 WASHER HARDENED FLAT | 1 |
| 3 | 202100-MJ | 5/16-24 NYLOCK NUT THIN | 1 |
| 4 | 481110 | CASTER STEM PWR THICK | 1 |
| 5 | 550040* | 7" FORK FRONT G424 | 1 |
| | 550604 | FRONT TRLNG ARM FORK | |
| 6 | 222253 | 5/16-24 x 3 1/4 HEX C/S | 1 |

| ITEM | NUMBER | DESCRIPTION | QTY |
|------|-----------|-----------------------------|-----|
| 7 | 264100 | 1/2 AN WASHER FLAT | 2 |
| 8 | 203115 | 1/2-20 GRD C LOCK NUT | 1 |
| 9 | 263110-QU | 5/16 AN WASHER FLAT THIN | 2 |
| 10 | 180065 | ANTI-FLUTTER WASHER P2 | 1 |
| 1-10 | 781882* | 7" STD STEM BLK W/HDWR G424 | |
| | 781883 | FRONT FORK ASSM W/HDWR G424 | |

* ORDER FOR CHAIRS PRIOR TO 9/6/01.

REAR CASTER/FORK ASSEMBLY (QUICKIE G-424)

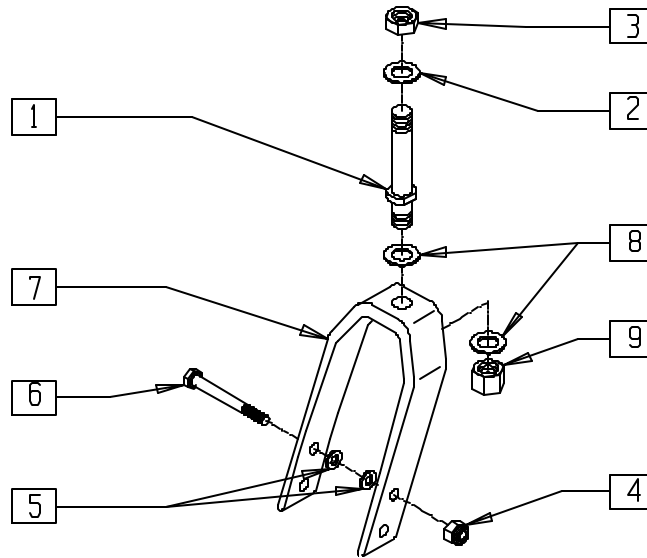


G4240X05

| ITEM | NUMBER | DESCRIPTION | QTY |
|------|-----------|-------------------------|-----|
| 1 | 203100 | 1/2-20 NYLOCK NUT | 2 |
| 2 | 264100 | 1/2 FLAT WASHER | 3 |
| 3 | 481063 | CASTER STEM STD | 1 |
| 4 | 202100-MJ | 5/16-24 NYLOCK NUT THIN | 1 |
| 5 | 550280 | 5 1/4" FORK ONLY BLK | 1 |

| ITEM | NUMBER | DESCRIPTION | QTY |
|-------|--------|--------------------------------|-----|
| 6 | 222200 | 5/16-24 x 2 1/2 HEX C/S BOLT | 1 |
| 7 | 481113 | SPACER 5/16 x .380 | 2 |
| 8 | 400148 | 5" PLSTC W/WIDE POLY & BRNG | 1 |
| 1-3,5 | 780500 | 5-1/4 STD STEM BLK | |
| 1-8 | 780502 | 5-1/4 STD STEM BLK W/CSTR G424 | |

CASTER/FORK ASSEMBLY (8" X 2") (QUICKIE P110/V100[P100]/Z500[ZIPPIE P500])

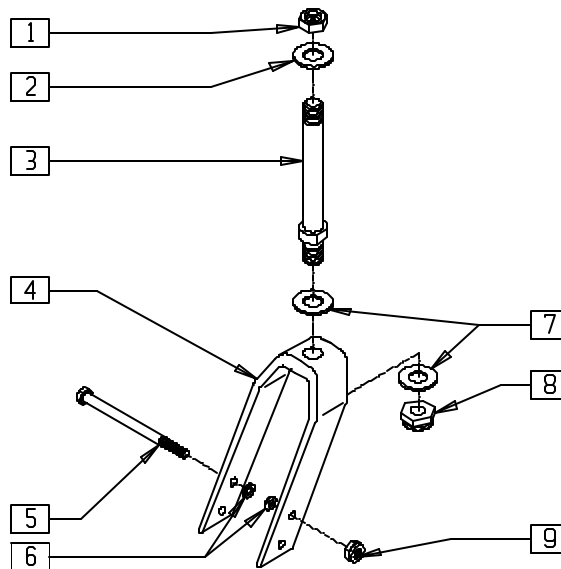


P100X22

| ITEM | NUMBER | DESCRIPTION | QTY |
|------|-----------|--------------------------|-----|
| 1 | 481712 | CASTER STEM P1/P5 | 1 |
| 2 | 264100 | 1/2 AN WASHER FLAT | 1 |
| 3 | 203100 | 1/2-20 NYLOCK NUT | 1 |
| 4 | 202100-MJ | 5/16-24 NYLOCK NUT THIN | 1 |
| 5 | 263110-QU | 5/16 AN WASHER FLAT THIN | 2 |
| 6 | 222253 | 5/16-24 x 3 1/4 HEX C/S | 1 |

| ITEM | NUMBER | DESCRIPTION | QTY |
|---------|--------|---------------------------|-----|
| 7 | 550730 | 8" x 2" FORK ONLY | 1 |
| 8 | 264101 | 1/2 WASHER HARDENED FLAT | 2 |
| 9 | 203115 | 1/2-20 GRD C LOCK NUT | 1 |
| 1-3,7,9 | 787010 | 8" x 2" FORK W/STEM P1/P5 | |
| 1-9 | 787110 | 8" x 2" FORK W/HDWR P1/P5 | |

CASTER/FORK ASSEMBLY (QUICKIE P120) (Discontinued 11/15/99 - parts only)

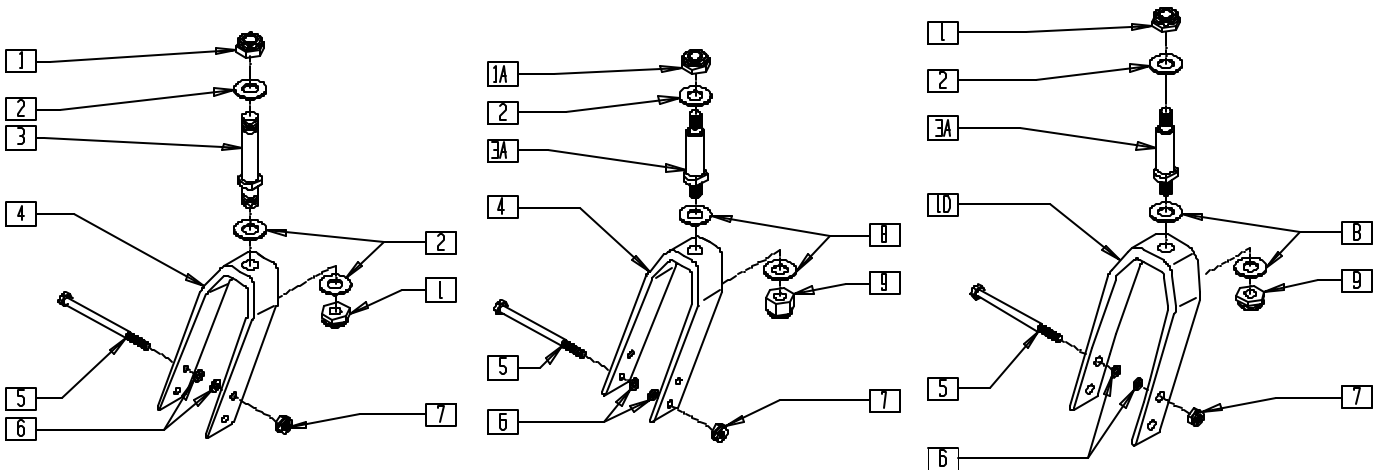


P9000X24

| ITEM | NUMBER | DESCRIPTION | QTY |
|------|--------|-----------------------------|-----|
| 1 | 203100 | 1/2-20 NYLOCK NUT | 1 |
| 2 | 264100 | 1/2 AN WASHER FLAT | 1 |
| 3 | 481760 | CASTER STEM P120 | 1 |
| 4 | 550729 | 8" x 2" FORK ONLY P190/P120 | 1 |
| 5 | 222253 | 5/16-24 x 3 1/4 HEX C/S | 1 |
| 6 | 263100 | 5/16 AN WASHER FLAT | 2 |

| ITEM | NUMBER | DESCRIPTION | QTY |
|---------|-----------|---------------------------------|-----|
| 7 | 264101 | 1/2 WASHER HARDENED FLAT | 2 |
| 8 | 203115 | 1/2-20 GRD C LOCK NUT | 1 |
| 9 | 202100-MJ | 5/16-24 NYLOCK NUT THIN | 1 |
| 3,4,7,8 | 780608 | 8 x 2 FORK W/STEM P120 | |
| 1-9 | 780914 | 8 x 2 FORK STD STEM W/HDWR P120 | |

CASTER/FORK ASSEMBLY (8" x 2") (QUICKIE P190/P200/P210/P320)



FITS CHAIRS PRIOR TO 3/6/96

FITS CHAIRS BEGINNING 3/6/96

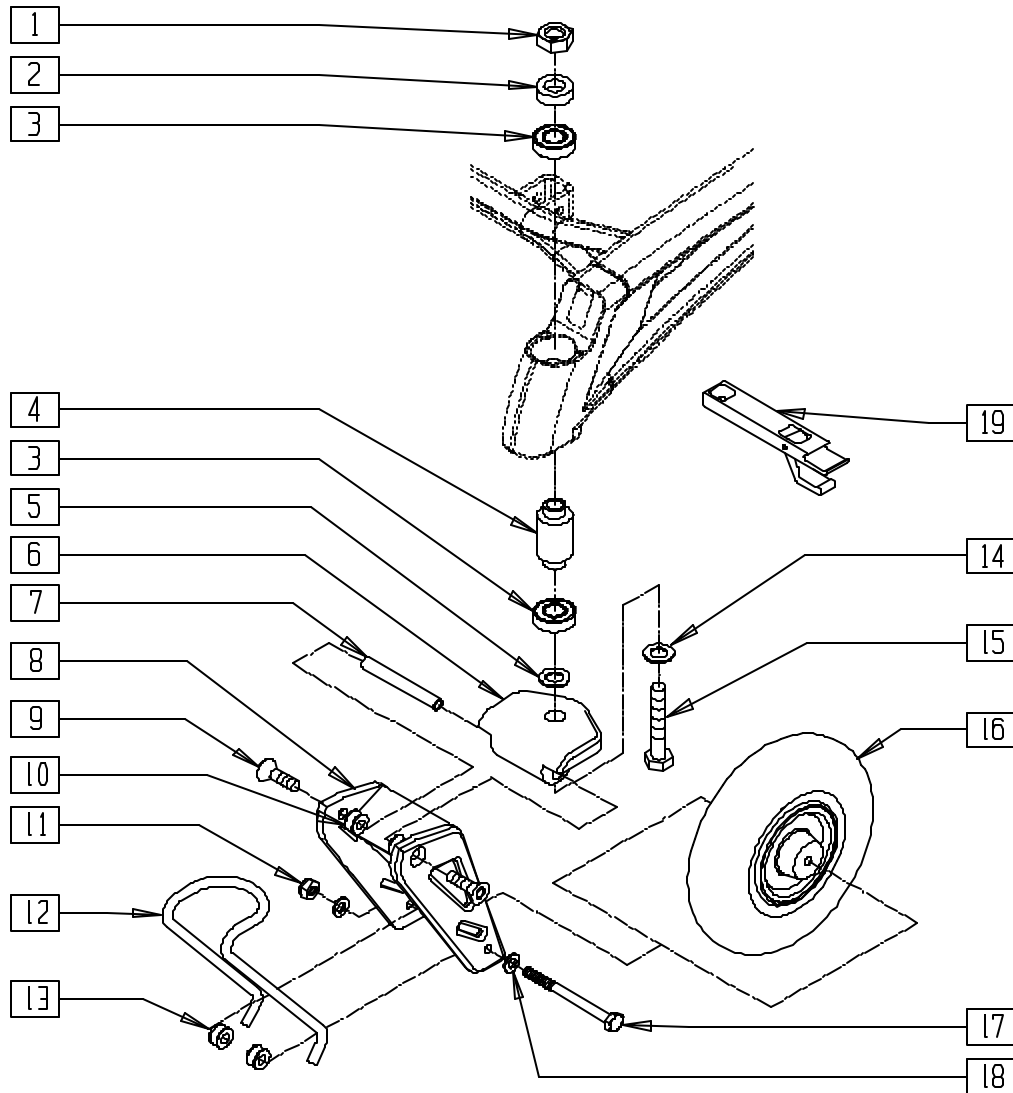
P190X10

| ITEM | NUMBER | DESCRIPTION | QTY |
|------|-----------|--------------------------|-----|
| 1 | 203115 | 1/2-20 GRD C LOCK NUT | 2 |
| 1A | 203100 | 1/2-20 NYLOCK NUT | 2 |
| 2 | 264100 | 1/2 AN WASHER FLAT | 1-3 |
| 3 | 481710 | CASTER STEM P2/T45 | 1 |
| 3A | 481110* | CASTER STEM PWR THICK | 1 |
| 4 | 550730 | 8" x 2" FORK ONLY | 1 |
| 5 | 222253 | 5/16-24 x 3 1/4 HEX C/S | 1 |
| 6 | 263110-OJ | 5/16 AN WASHER FLAT THIN | 2 |
| 7 | 202100-MJ | 5/16-24 NYLOCK NUT THIN | 1 |
| 8 | 264101 | 1/2 WASHER HARDENED FLAT | 2 |

| ITEM | NUMBER | DESCRIPTION | QTY |
|--------------------|---------|--|-----|
| 9 | 203115 | 1/2-20 GRD C LOCK NUT | 1 |
| 10 | 550729 | 8" x 2" FORK ONLY P190/P120 | 1 |
| 1-7 | 787120* | CASTER FORK ASSEMBLY DBL BRNG | |
| 1A,2,3A, 4,8,9 | 780607* | 8 x 2 FORK W/P2 STEM PWR THICK | |
| 1A,2,3A, 4-9 | 787125* | 8" x 2" CASTER FORK W/THCK STM W/HDWR | |
| 1A,2,3A, 5-9,10 | 787122 | 8 x 2 CASTER FORK W/STEM P190 | |

*787120 FITS P190 PRIOR TO P19-1725 AND P200/P210/P320 PRIOR TO 3/6/96;
780607 AND 787125 FIT P190 BEGINNING P19-1725 AND P200/P210/P320 BEGINNING 3/6/96.

FRONT SUSPENSION FORK (QUICKIE P-222)

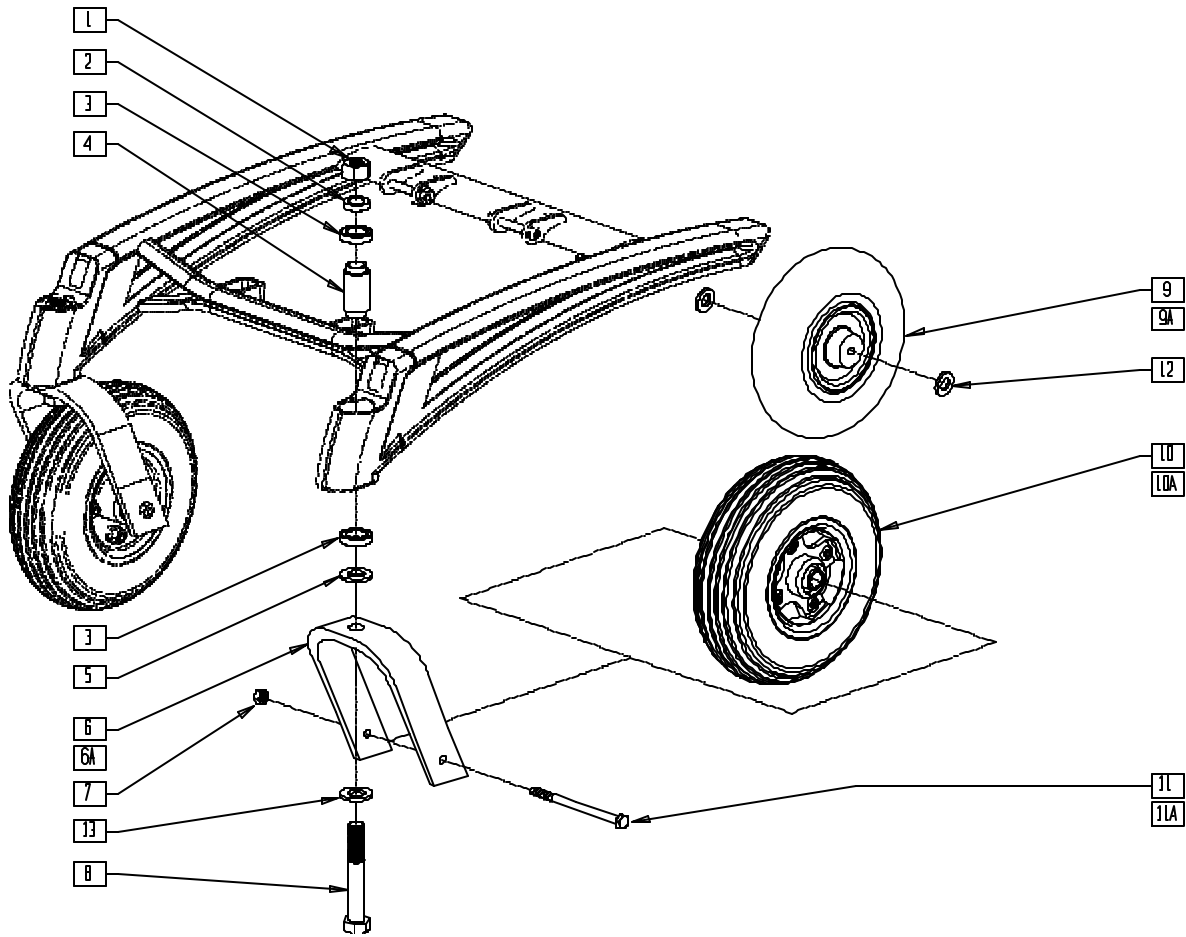


P2220X22

| ITEM | NUMBER | DESCRIPTION | QTY |
|------|--------|--------------------------------|-----|
| 1 | 230041 | M16 x 1.5 NYLOCK NUT | 1 |
| 2 | 481453 | 8" x 2" FRONT FORK SPACER S626 | 1 |
| 3 | 349490 | BEARING 32mm x 20mm x 7mm | 2 |
| 4 | 526060 | FRNT CSTR INNER BEARING SPACER | 1 |
| 5 | 250115 | CASTER SPACER WASHER 16MM | 1 |
| 6 | 505575 | FRONT SUSPENSION TOP PLT ASSM | 1 |
| 7 | 481454 | PIVOT SHAFT FRONT SUSPSN S626 | 1 |
| 8 | 550788 | 8" x 2" FORK SUSPENSION S626 | 1 |
| 9 | 222296 | 5/16-18 X 1-1/4 FH C/S W/PATCH | 2 |
| 10 | 505573 | FRONT SUSPN SPRNG BUSHING S626 | 2 |
| 11 | 202106 | 5/16-24 NYLOCK NUT THIN BLK | 1 |
| 12 | 321731 | LEAF SPRING .28 S626 | 1 |
| | 321732 | LEAF SPRING .31 S626 | |

| ITEM | NUMBER | DESCRIPTION | QTY |
|-------------|--------|-------------------------------------|-----|
| 13 | 505574 | FRONT SUS LWR SPRNG BSHNG S626 | 2 |
| 14 | 250115 | CASTER SPACER WASHER 16MM | 1 |
| 15 | 230039 | M16 x 1.5 x 100 HH C/S GD 10.9 | 1 |
| 16 | 400702 | 8" x 2" CMPST W/PNEU INSERT AND BRG | 1 |
| | 400700 | 8" x 2" CMPST W/PNEU AND BRG | |
| 17 | 222261 | 5/16-24 x 4 1/4 HHCS GR8 BK ZN | 1 |
| 18 | 263100 | 5/16 AN WASHER FLAT | 2 |
| 19 | 950120 | SUSPENSION CASTER TOOL KIT | 1 |
| 1,2 5-18 | 787152 | 8" x 2" SUSPN FORK W/SLD .28 P222 | |
| | 787153 | 8" x 2" SUSPN FORK W/SLD .31 P222 | |
| | 787154 | 8" x 2" SUSPN FORK W/PNEU.28 P222 | |
| | 787155 | 8" x 2" SUSPN FORK W/PNEU.31 P222 | |

FIXED FORK ASSEMBLY (QUICKIE P-222)



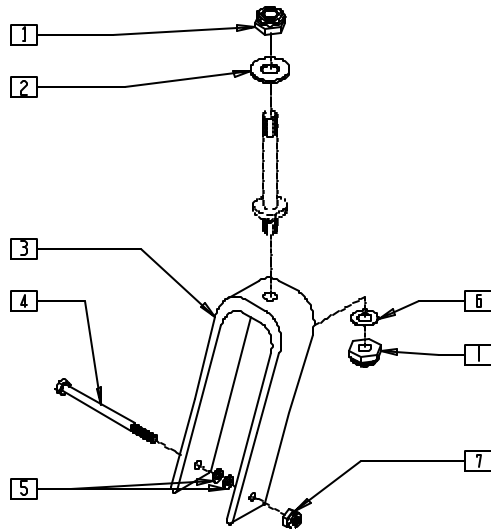
P2220X21

| ITEM | NUMBER | DESCRIPTION | QTY |
|------|--------|--------------------------------------|-----|
| 1 | 230041 | M16 x 1.5 NYLOCK NUT | 1 |
| 2 | 481453 | 8" x 2" FRONT FORK SPACER S626 | 1 |
| 3 | 349490 | BEARING 32mm x 20mm x 7mm | 2 |
| 4 | 526060 | FRNT CSTR INNER BEARING SPACER | 1 |
| 5 | 250115 | CASTER SPACER WASHER 16MM | 1 |
| 6 | 550787 | 8" x 2" CASTER FORK | 1 |
| 6A | 550694 | 9" x 3" CASTER FORK | 1 |
| 7 | 202106 | 5/16-24 NYLOCK NUT THIN BLK | 1 |
| 8 | 230039 | M16 x 1.5 x 100 HH C/S GD 10.9 | 1 |
| 9 | 400700 | 8" x 2" CMPST W/PNEU AND BEARINGS | 1 |
| 9A | 400702 | 8" x 2" CMPST W/PNEU INSERT AND BRG | 1 |
| 10 | 400750 | 9" x 3" CASTER WHEEL ASSM PNEU S626 | 1 |
| 10A | 400751 | 9" x 3" CASTER WHEEL ASSM SOLID S626 | 1 |
| 11 | 222257 | 5/16-24 x 3 1/2" G8 HEX C/S | 1 |
| 11A | 222206 | 5/16-24 x 4 3/4 HH C/S GR8 BK ZN | 1 |
| 12 | 263100 | 5/16 AN WASHER FLAT | 2 |

| ITEM | NUMBER | DESCRIPTION | QTY |
|-------------------------|--------|------------------------------------|-----|
| 13 | 250115 | CASTER SPACER WASHER 16MM | 1 |
| 1,2,5,6,8,13 | 781008 | 8" x 2" FORK/STEM P222 | |
| 1,2,5,6A,8,13 | 781006 | 9" x 3" FORK/STEM P222 | |
| 1,2,5-8,11-13 | 781009 | 8" x 2" FORK/STEM W/HDWR P222 | |
| 1,2,5,6A,7,8,11A,13 | 781007 | 9" x 3" FORK/STEM W/HDWR P222 | |
| 1,2,5-9,11,13 | 787138 | FIXED FORK PNEU 8" x 2" ASSM P222 | |
| 1,2,5-8,9A,11,13 | 787139 | FIXED FORK SOLID 8" x 2" ASSM P222 | |
| 1,2,5,6A,7,8,10,11A,13 | 787150 | FIXED FORK PNEU 9" x 3" ASSM P222 | |
| 1,2,5,6A,7,8,10A,11A,13 | 787151 | FIXED FORK SOLID 9" x 3" ASSM P222 | |

FORK/8" CASTER (20" DRIVE WHEEL) (QUICKIE P300)

(Discontinued - parts only) (Fits P300 prior to serial number P3-9700)



P300X55

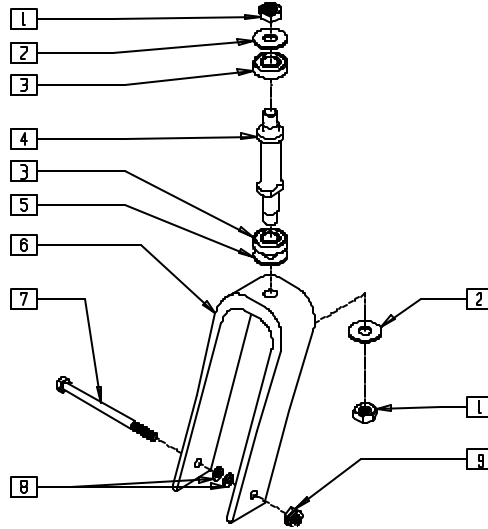
| ITEM | NUMBER | DESCRIPTION | QTY |
|------|--------|----------------------------|-----|
| 1 | 203100 | 1/2-20 NYLOCK NUT | 2 |
| 2 | 481180 | WASHER CASTER STEM P3 | 2-3 |
| 3 | 550733 | CASTER FORK 8 x 2 ONE HOLE | 1 |
| 4 | 222257 | 5/16-24 x 3 1/2 G8 HEX C/S | 1 |

| ITEM | NUMBER | DESCRIPTION | QTY |
|------|-----------|-------------------------|-----|
| 5 | 263100 | 5/16 AN WASHER FLAT | 2 |
| 6 | 264100 | 1/2 AN WASHER FLAT | 1 |
| 7 | 202100-MJ | 5/16-24 NYLOCK NUT THIN | 1 |

NOTE: FOR NEW CASTER STEM, SEE FORK/8" CASTER (20" DRIVE WHEEL) (QUICKIE P300) ON PAGE 8.7.

FORK/8" CASTER (20" DRIVE WHEEL) (QUICKIE P300)

(Effective 9/11/00) (Fits P300 prior to serial number P3-9700)



P300X58

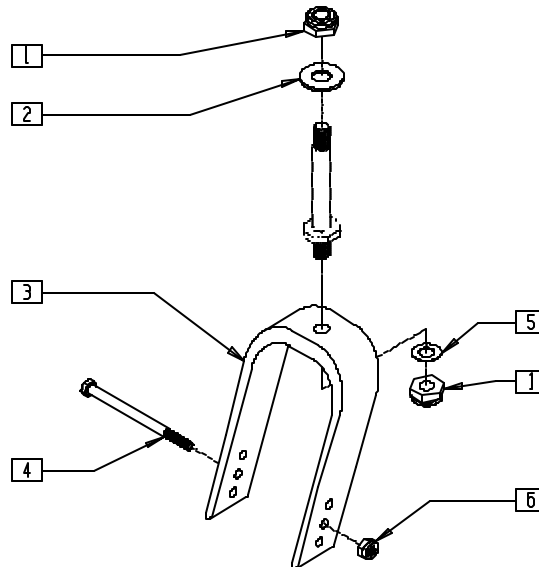
| ITEM | NUMBER | DESCRIPTION | QTY |
|------|--------|-------------------------------|-----|
| 1 | 203115 | 1/2-20 GRD C LOCK NUT | 2 |
| 2 | 264101 | 1/2 WASHER HARDENED FLAT | 2 |
| 3 | 349504 | BEARING 32mm x 15mm x 9mm THK | 2 |
| 4 | 481733 | CASTER STEM P3 DOUBLE SHLDR | 1 |
| 5 | 264106 | 9/16" WASHER FLAT THICK | 1 |

| ITEM | NUMBER | DESCRIPTION | QTY |
|------|-----------|-------------------------------|-----|
| 6 | 550773 | CASTER FORK 8 x 2 .590 HOLE | 1 |
| 7 | 222257 | 5/16-24 x 3 1/2" G8 HEX C/S | 1 |
| 8 | 263100 | 5/16 AN WASHER FLAT | 2 |
| 9 | 202100-MJ | 5/16-24 NYLOCK NUT THIN | 1 |
| 1-6 | 921903 | P300 CASTER STEM UPGRD KIT 8X | |

FORK/9"/10" CASTER (10" DRIVE WHEEL) (QUICKIE P300)

FORK/10" CASTER (20" DRIVE WHEEL) (QUICKIE P300)

(Discontinued - parts only) (Fits P300 prior to serial number P3-9700)



P300X56

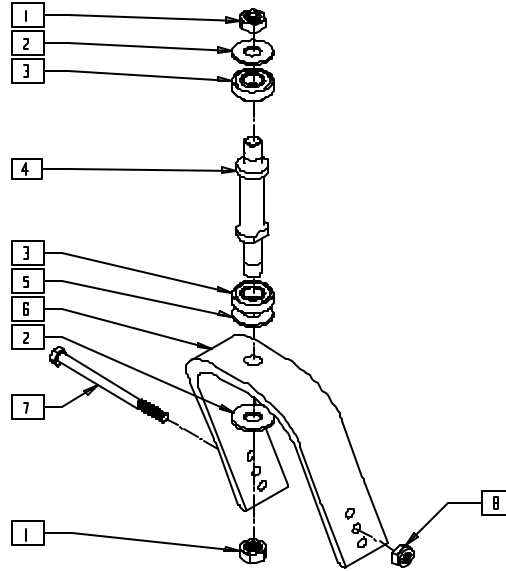
| ITEM | NUMBER | DESCRIPTION | QTY |
|------|--------|----------------------------------|-----|
| 1 | 203100 | 1/2-20 NYLOCK NUT | 2 |
| 2 | 481180 | WASHER CASTER STEM P3 | 1 |
| 3 | 550732 | CASTER FORK 9"/10" x 3 P3 EXTRUD | 1 |

| ITEM | NUMBER | DESCRIPTION | QTY |
|------|-----------|----------------------------|-----|
| 4 | 222259 | 5/16-24 x 4 3/4 G8 HEX C/S | 1 |
| 5 | 264100 | 1/2 AN WASHER FLAT | 1 |
| 6 | 202100-MJ | 5/16-24 NYLOCK NUT THIN | 1 |

NOTE: FOR NEW CASTER STEM, SEE FORK/9"/10" CASTER (10" DRIVE WHEEL), FORK/10" CASTER (20" DRIVE WHEEL) (QUICKIE P300) ON PAGE 8.8.

FORK/9"/10" CASTER (10" DRIVE WHEEL) (QUICKIE P300) FORK/10" CASTER (20" DRIVE WHEEL) (QUICKIE P300)

(Effective 9/11/00) (Fits P300 prior to serial number P3-9700)



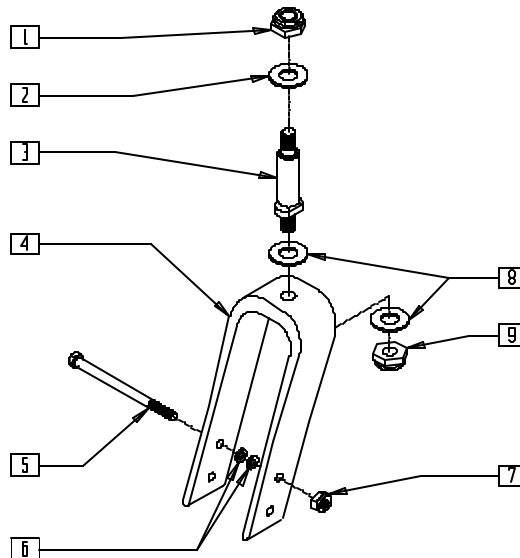
P300X59

| ITEM | NUMBER | DESCRIPTION | QTY |
|------|--------|-------------------------------|-----|
| 1 | 203115 | 1/2-20 GRD C LOCK NUT | 2 |
| 2 | 264101 | 1/2 WASHER HARDENED FLAT | 2 |
| 3 | 349504 | BEARING 32mm x 15mm x 9mm THK | 2 |
| 4 | 481733 | CASTER STEM P3 DOUBLE SHLDR | 1 |
| 5 | 264106 | 9/16" WASHER FLAT THICK | 1 |

| ITEM | NUMBER | DESCRIPTION | QTY |
|------|-----------|-------------------------------|-----|
| 6 | 550789 | 9 x 3 CASTER FORK HVY STEM | 1 |
| 7 | 222259 | 5/16-24 x 4.65" G8 HEX C/S | 1 |
| 8 | 202100-MJ | 5/16-24 NYLOCK NUT THIN | 1 |
| 1-6 | 921904 | P300 CASTER STEM UPGRD KIT 9X | |

FORK/8" CASTER (QUICKIE P300)

(Discontinued 6/30/00 - parts only) (Fits P300 beginning serial number P3-10500)



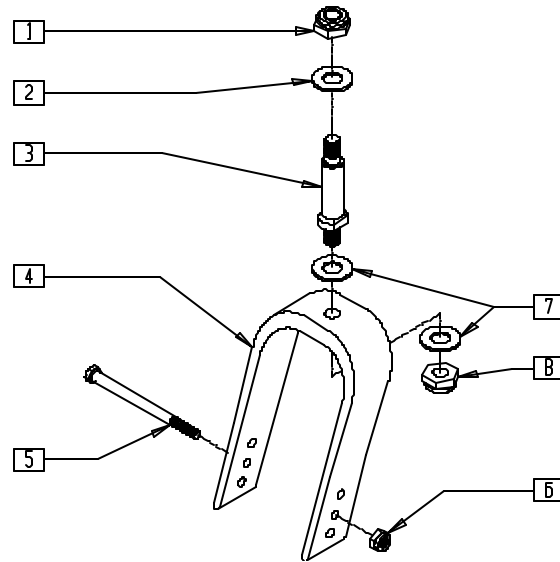
P300AX07

| ITEM | NUMBER | DESCRIPTION | QTY |
|------|--------|----------------------------|-----|
| 1 | 203100 | 1/2-20 NYLOCK NUT | 2 |
| 2 | 264100 | 1/2 AN WASHER FLAT | 1 |
| 3 | 481110 | CASTER STEM PWR THICK | 1 |
| 4 | 550731 | CASTER FORK 8 x 2 TWO HOLE | 1 |
| 5 | 222257 | 5/16-24 x 3 1/2 G8 HEX C/S | 1 |
| 6 | 263100 | 5/16 AN WASHER FLAT | 2 |

| ITEM | NUMBER | DESCRIPTION | QTY |
|---------|-----------|--------------------------------|-----|
| 7 | 202100-MJ | 5/16-24 NYLOCK NUT THIN | 1 |
| 8 | 264101 | 1/2 WASHER HARDENED FLAT | 2 |
| 9 | 203115 | 1/2-20 GRD C LOCK NUT | 1 |
| 1-4,8,9 | 780912 | 8 x 2 FORK/STEM PWR THICK | |
| 1-9 | 787130 | 8 x 2 FORK/STEM ASSM PWR THICK | |

FORK/9"CASTER (QUICKIE P190/P300)

(Discontinued 6/30/00 - parts only) (Fits P300 beginning serial number P3-9700)

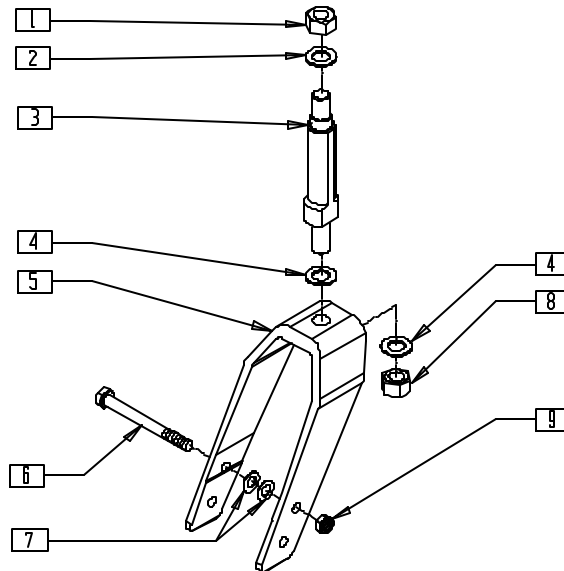


P300AX09

| ITEM | NUMBER | DESCRIPTION | QTY |
|------|--------|---------------------------------|-----|
| 1 | 203100 | 1/2-20 NYLOCK NUT | 1 |
| 2 | 264100 | 1/2 AN WASHER FLAT | 3 |
| 3 | 481110 | CASTER STEM PWR THICK | 1 |
| 4 | 550732 | CASTER FORK 9"10" x 3 P3 EXTRUD | 1 |
| 5 | 222259 | 5/16-24 x 4 3/4 G8 HEX C/S | 1 |

| ITEM | NUMBER | DESCRIPTION | QTY |
|---------|-----------|------------------------------------|-----|
| 6 | 202100-MJ | 5/16-24 NYLOCK NUT THIN | 1 |
| 7 | 264101 | 1/2 WASHER HARDENED FLAT | 2 |
| 8 | 203115 | 1/2-20 GRD C LOCK NUT | 1 |
| 1-4,7,8 | 780913 | 9"10" x 3 FORK/STEM PWR THICK | |
| 1-8 | 787132 | 9"10" x 3 FORK/STEM ASSM PWR THICK | |

CASTER/FORK ASSEMBLY (8" x 2") (QUICKIE S-525)

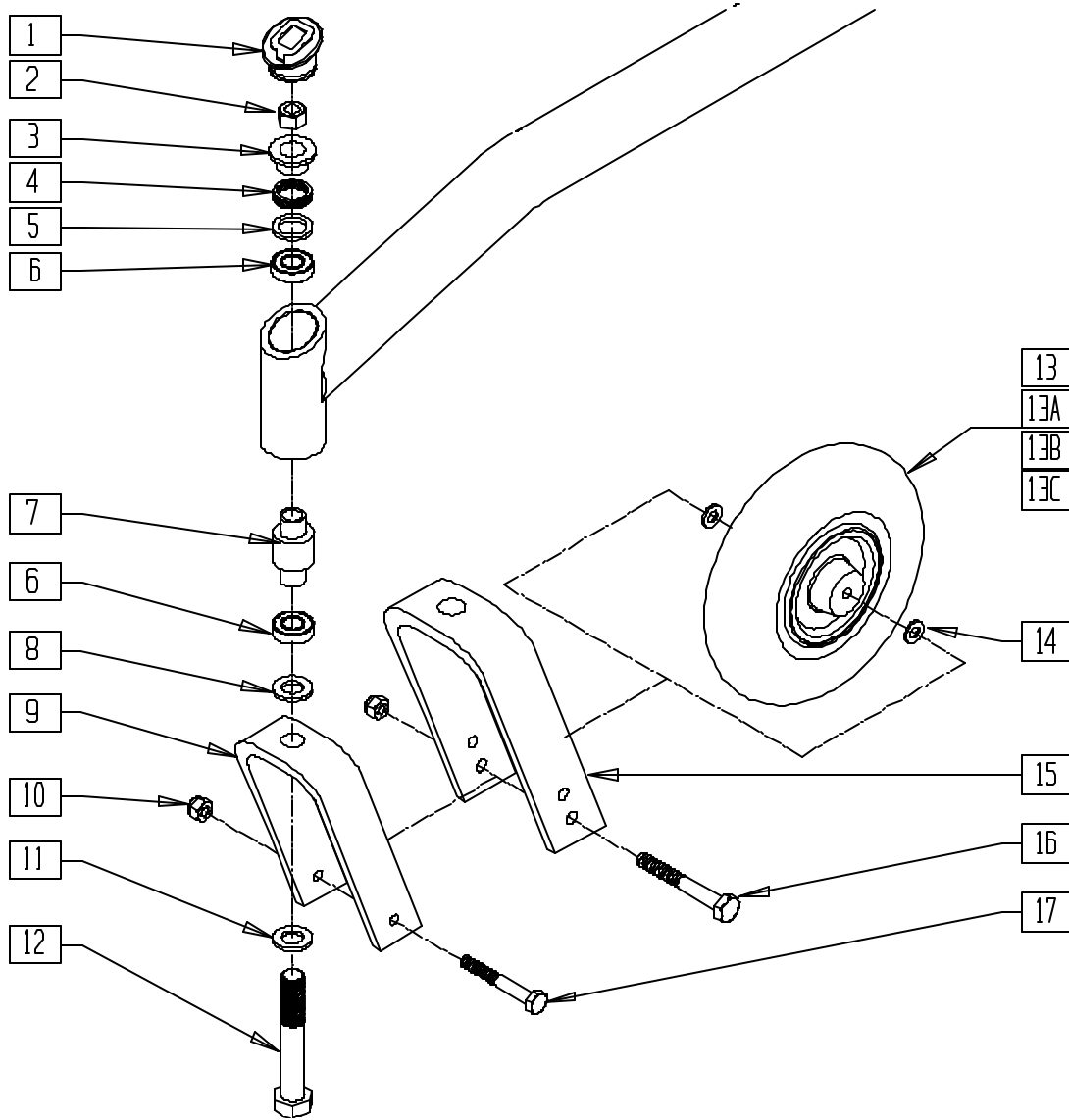


S525X06

| ITEM | NUMBER | DESCRIPTION | QTY |
|------|--------|------------------------------|-----|
| 1 | 203100 | 1/2-20 NYLOCK NUT | 1 |
| 2 | 264100 | 1/2 AN WASHER FLAT | 1 |
| 3 | 481771 | CASTER STEM S525 | 1 |
| 4 | 264101 | 1/2 WASHER HARDENED FLAT | 2 |
| 5 | 550730 | 8" x 2" FORK ONLY | 1 |
| 6 | 226216 | 5/16-24 x 3 1/4" HEX C/S BLK | 1 |

| ITEM | NUMBER | DESCRIPTION | QTY |
|-------|-----------|-------------------------------|-----|
| 7 | 263110-QU | 5/16 AN WASHER FLAT THIN | 2 |
| 8 | 203115 | 1/2-20 GRD C LOCK NUT | 1 |
| 9 | 202106 | 5/16-24 NYLOCK NUT THIN BLK | 1 |
| 3-5,8 | 780915 | 8" x 2" FORK/STEM S525 | |
| 1-9 | 780922 | 8" x 2" FORK/STEM W/HDWR S525 | |

FRONT FIXED FORK (QUICKIE S-626)

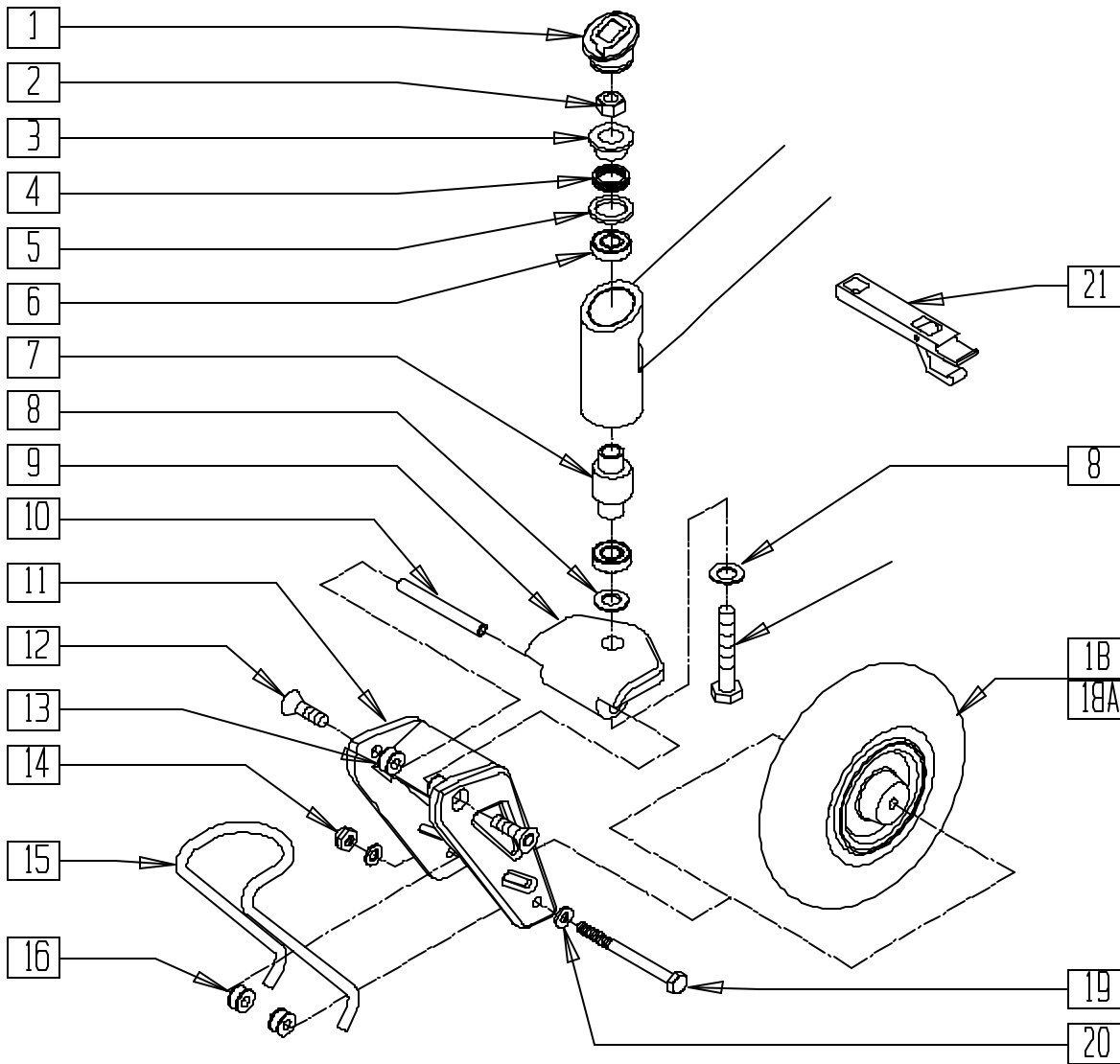


S626X19

| ITEM | NUMBER | DESCRIPTION | QTY |
|------|--------|----------------------------------|-----|
| 1 | 567001 | CASTER CAP S525 | 1 |
| 2 | 230041 | M16 x 1.5 NYLOCK NUT | 1 |
| 3 | 481209 | ANTI FLUTTER TOP HAT | 1 |
| 4 | 321166 | SPRING ANTI FLUTTER SS B51 | 1 |
| 5 | 481207 | ANTI FLUTTER WASHER | 1 |
| 6 | 349490 | BEARING 32mm x 20mm x 7mm | 2 |
| 7 | 526060 | FRONT CASTER INNER BRNG SPACER | 1 |
| 8 | 250115 | CASTER SPACER WASHER 16MM | 1 |
| 9 | 550787 | 8 x 2 FORK S626 | 1 |
| 10 | 202106 | 5/16-24 NYLOCK NUT THIN BLK | 1 |
| 11 | 250115 | CASTER SPACER WASHER 16MM | 1 |
| 12 | 230039 | M16 x 1.5 x 100 HH C/S GD 10.9 | 1 |
| 13 | 400700 | 8" x 2" CMPST W/PNEU & BEARING | 1 |
| 13A | 400750 | 9 x 3 CSTER WHL ASSM PNEU S626 | 1 |
| 13B | 400702 | 8" x 2" CMPST W/PNEU INSRT&BRG | 1 |
| 13C | 400751 | 9 x 3 CSTR WHL ASSM SOLID S626 | 1 |
| 14 | 263100 | 5/16 AN WASHER FLAT | 2 |
| 15 | 550696 | 10 x 3 CASTER FORK S626 | 1 |
| 16 | 222206 | 5/16-24 x 4-3/4 HH C/S GR8 BK ZN | 1 |
| 17 | 222257 | 5/16-24 x 3 1/2" G8 HEX C/S | 1 |

| ITEM | NUMBER | DESCRIPTION | QTY |
|-------------------|--------|----------------------------------|-----|
| 2-5,8-12 | 781000 | 8" x 2" FORK/STEM W/HDWR S626 | |
| 14,17 | | | |
| 2-5,8,10-12,14-16 | 781001 | 9" x 3" FORK/STEM W/HDWR S626 | |
| 2-5,8,9,11,15 | 781003 | 8" x 2" FORK/STEM S626 | |
| 2-5,8,11,12,15 | 781004 | 9" x 3" FORK/STEM S626 | |
| 2-5,8,8-14,17 | 787146 | FIXED FORK PNEU 8 x 2 ASSM S626 | |
| 2-5,8,10-12 | 787147 | FIXED FORK PNEU 9 x 3 ASSM S626 | |
| 13A,14-16 | | | |
| 2-5 | | | |
| 8-12,13B,14,17 | 787148 | FIXED FRK SLD IN 8 x 2 ASSM S626 | |
| 2-5,8,10-12 | 787149 | FIXED FRK SLD IN 9 x 3 ASSM S626 | |
| 13C,14-16 | | | |

FRONT SUSPENSION FORK (QUICKIE S-626)

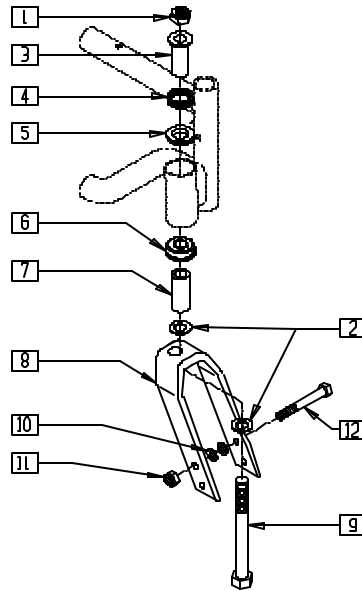


S626X41

| ITEM | NUMBER | DESCRIPTION | QTY |
|------|--------|-----------------------------------|-----|
| 1 | 567001 | CASTER CAP S525 | 1 |
| 2 | 230041 | M16 x 1.5 NYLOCK NUT | 1 |
| 3 | 481209 | ANTI FLUTTER TOP HAT | 1 |
| 4 | 321166 | SPRING ANTI FLUTTER SS B51 | 1 |
| 5 | 481207 | ANTI FLUTTER WASHER | 1 |
| 6 | 349490 | BEARING 32mm x 20mm x 7mm | 2 |
| 7 | 526060 | FRONT CASTER INNER BEARING SPACER | 1 |
| 8 | 250115 | CASTER SPACER WASHER 16MM | 2 |
| 9 | 505575 | FRONT SUSPENSION TOP PLT ASSM | 1 |
| 10 | 481454 | PIVOT SHAFT FRONT SUSPSN S626 | 1 |
| 11 | 550788 | 8 x 2 FORK SUSPENSION S626 | 1 |
| 12 | 222296 | 5/16-18 x 1-1/4 FH C/S W/PATCH | 2 |
| 13 | 505573 | FRONT SUSPSN SPRING BUSHING S626 | 2 |
| 14 | 202106 | 5/16-24 NYLOCK NUT THIN BLK | 1 |

| ITEM | NUMBER | DESCRIPTION | QTY |
|-----------------|--------|----------------------------------|-----|
| 15 | 321730 | LEAF SPRING .25 S626 (175lb) | 1 |
| | 321731 | LEAF SPRING .28 S626 (250lb) | |
| | 321732 | LEAF SPRING .31 S626 (350lb) | |
| 16 | 505574 | FRNT SUS LWR SPRING BUSHING S626 | 2 |
| 17 | 230039 | M16 x 1.5 x 100 HHC/S GD 10.9 | 1 |
| 18 | 400702 | 8" x 2" CMPST W/PNEU INSR & BRG | 1 |
| 18A | 400700 | 8" x 2" CMPST W/PNEU & BEARING | 1 |
| 19 | 222261 | 5/16-24 x 4-1/4 HHCS GR8 BK ZN | 1 |
| 20 | 263100 | 5/16 AN WASHER FLAT | 2 |
| 21 | 950120 | SUSPENSION CASTER TOOL KIT | 1 |
| 8-20 | 787140 | 8 x 2 SUSP FORK W/SLD .25 | |
| | 787141 | 8 x 2 SUSP FORK W/SLD .28 | |
| | 787142 | 8 x 2 SUSP FORK W/SLD .31 | |
| 8-17,18A, 19,20 | 787143 | 8 x 2 SUSP FORK W/PNEU .25 | |
| | 787144 | 8 x 2 SUSP FORK W/PNEU .28 | |
| | 787145 | 8 x 2 SUSP FORK W/PNEU .31 | |

FRONT CASTER/FORK ASSEMBLY (QUICKIE V-121[P120])

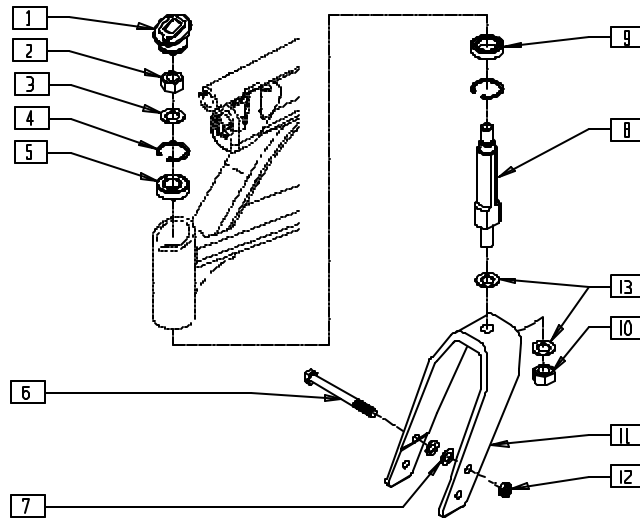


V121X09A

| ITEM | NUMBER | DESCRIPTION | QTY |
|------|--------|--------------------------------|-----|
| 1 | 203111 | 1/2-20 HEX JAM NUT W/TORQ-PTCH | 1 |
| 2 | 264101 | 1/2 WASHER HARDENED FLAT | 2 |
| 3 | 481512 | FLANGE BUSHING REG B51 | 1 |
| 4 | 321166 | SPRING ANTI FLUTTER SS B51 | 1 |
| 5 | 349645 | BUSHING BRNZ B50 | 1 |
| 6 | 349516 | 1/2 I.D FLANGED BEARING | 1 |
| 7 | 481509 | CASTER STEM SPACER B51 LONG | 1 |

| ITEM | NUMBER | DESCRIPTION | QTY |
|------|-----------|--------------------------------|-----|
| 8 | 550729 | 8" x 2" FORK ONLY P190/P120 | 1 |
| 9 | 222293 | 1/2-20 x 4-1/2 HHCS GR 8 | 1 |
| 10 | 263110-OU | 5/16 AN WASHER FLAT THIN | 2 |
| 11 | 202100-MJ | 5/16-24 NYLOCK NUT THIN | 1 |
| 12 | 222253 | 5/16-24 x 3 1/4 HEX C/S | 1 |
| 1-12 | 780917 | 8 x 2 FORK W/HDWR V-121 +1-1/2 | |

FORK ASSEMBLY (QUICKIE V-521)

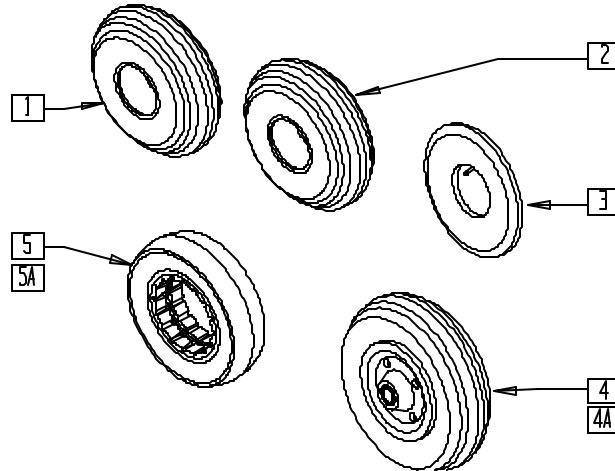


V5210X04

| ITEM | NUMBER | DESCRIPTION | QTY |
|------|--------|---------------------------------|-----|
| 1 | 567001 | CASTER CAP S525 | 1 |
| 2 | 203100 | 1/2-20 NYLOCK NUT | 1 |
| 3 | 264100 | 1/2 AN WASHER FLAT | 1 |
| 4 | 340003 | INTERNAL RETAINING RING 1.39 | 2 |
| 5 | 349504 | BEARING 32mm x 15mm x 9mm THK | 1 |
| 6 | 226216 | 5/16-24 x 3 1/4" HEX C/S BLK G8 | 1 |
| 7 | 263110 | 5/16 AN WASHER FLAT THIN | 2 |
| 8 | 481390 | CASTER STEM SHORT | 1 |
| 8A | 481392 | CASTER STEM LONG | 1 |
| 9 | 349490 | BEARING 32mm x 20mm x 7mm | 1 |
| 10 | 203115 | 1/2-20 GRD C LOCK NUT | 1 |

| ITEM | NUMBER | DESCRIPTION | QTY |
|------------------|--------|--------------------------------|-----|
| 11 | 550730 | 8" x 2" FORK ONLY | 1 |
| 12 | 202106 | 5/16-24 NYLOCK NUT THIN BLK | 1 |
| 13 | 264101 | 1/2 WASHER HARDENED FLAT | 2 |
| 8,10,11,13 | 780118 | 8" x 2" FORK STD STEM V521 | |
| 8A,10,11,13 | 780119 | 8" x 2" FORK 1 1/2 STEM V521 | |
| 2,3,6-8,10,13 | 787118 | 8" x 2" FORK STD W/HDWR V521 | |
| 2,3,6,7,8A,10-13 | 787119 | 8" x 2" FORK 1 1/2 W/HDWR V521 | |

CASTER/TIRE ASSEMBLY (TIRE, TUBE, CASTER AND BEARING)
**(QUICKIE G-424/P110/P190/P200/P210/P300/P320/S-525/
 S-626/V100[P100]/V-121[P120]/V-521/Z500[ZIPPIE P500])**



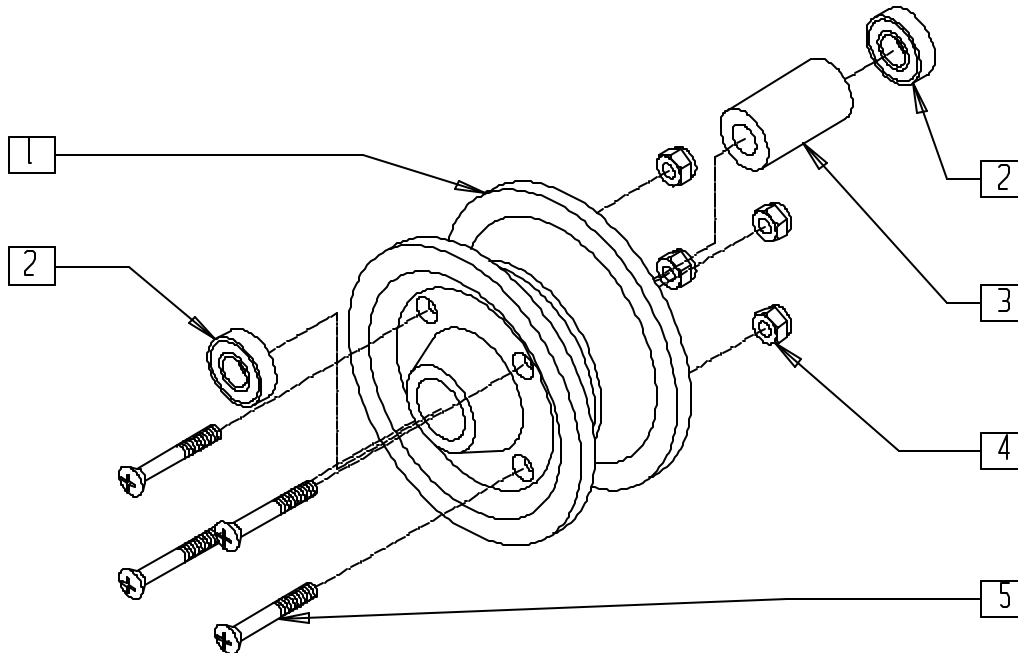
P300X17

| ITEM | NUMBER | DESCRIPTION | QTY |
|------|--------|-----------------------------|-----|
| 1 | 384700 | TIRE PNEUMATIC 8" x 2" | 1 |
| 2 | 384701 | TIRE FOAMED INSERT 8" x 2" | 1 |
| 3 | 384730 | INNER TUBE CASTER 8" x 2" | 1 |
| 4 | 400700 | 8" x 2" CMPST W/PNEU & BRNG | 1 |
| | 400701 | 8" x 2" CMPST W/SOLID & BR | |

| ITEM | NUMBER | DESCRIPTION | QTY |
|------|--------|------------------------------------|-----|
| 4A* | 400702 | 8" x 2" CMPST W/PNEU INSERT & BRNG | 1 |
| 5 | 384254 | 8" x 2" SOLID TIRE | 1 |
| 5A | 384253 | 7" x 1 3/4" SOLID TIRE | 1 |

* FITS V-121 PRIOR TO V12-010623 AND V-521 PRIOR TO V52-010929.
 NOTE: SEE TIRE REFERENCE GUIDE ON 13.15 TO DETERMINE CORRECT TIRE.

**8" CASTER RIM (QUICKIE P110/P190/P200/P210/P300/P320/
 S-626/V100[P100]/Z500[ZIPPIE P500])**

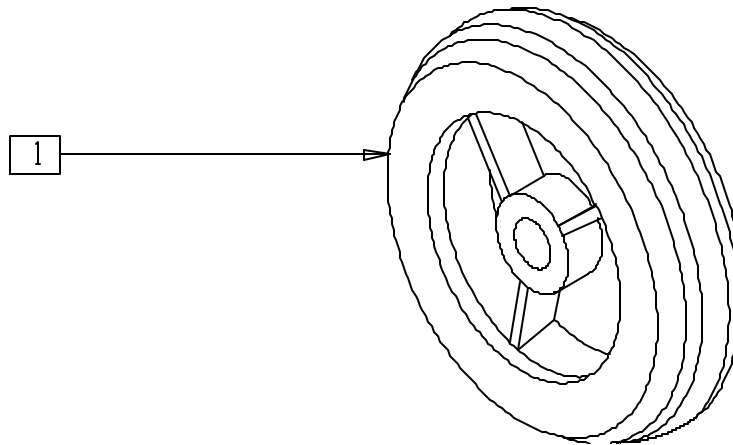


P100X23

| ITEM | NUMBER | DESCRIPTION | QTY |
|-------|--------|---------------------------------|-----|
| 1,4,5 | 400020 | HUB CMPST 8" x 2" CASTER W/HDWR | |
| 2 | 349502 | 7/8 x 5/16 BEARING | 2 |

| ITEM | NUMBER | DESCRIPTION | QTY |
|------|--------|------------------------------|-----|
| 3 | 483714 | P100 BEARING SPACER | 1 |
| 1-5 | 400704 | 8" x 2" CMPST CASTER W/BRNGS | |

REAR CASTER/TIRE ASSEMBLY (QUICKIE G-424)

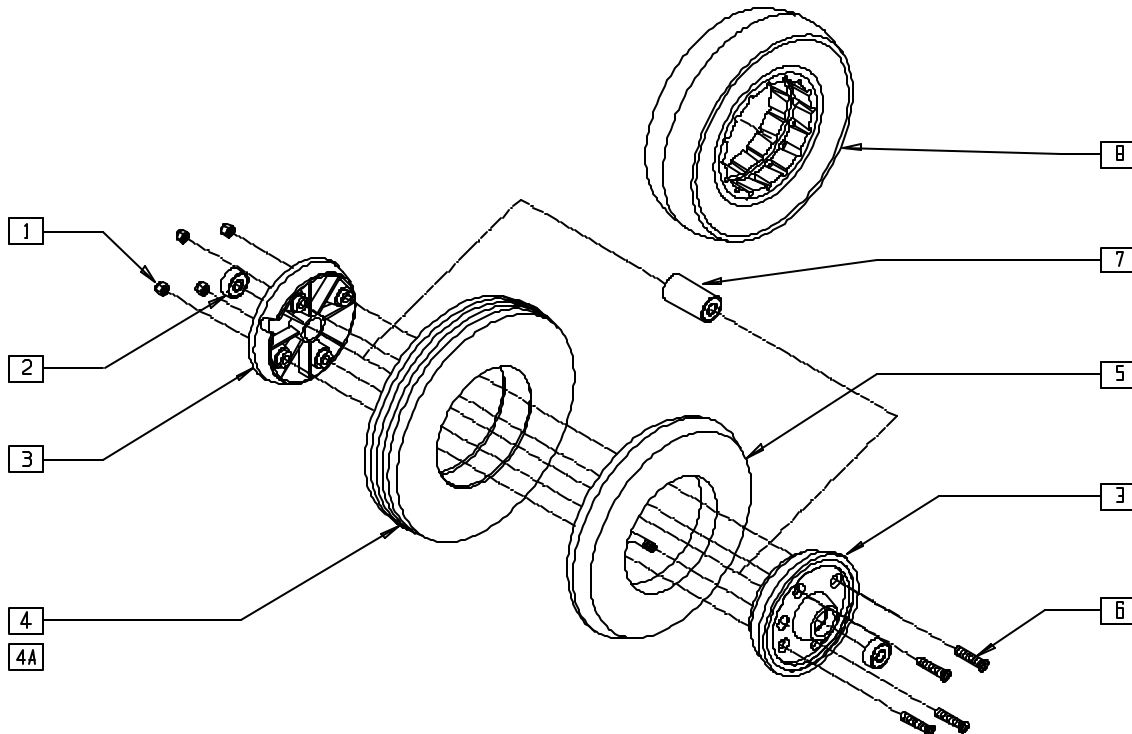


G4240X32

| ITEM | NUMBER | DESCRIPTION | QTY |
|------|--------|-------------------------------|-----|
| 1 | 400148 | 5" PLSTC W/WIDE POLY AND BRNG | 1 |

FRONT PNEUMATIC CASTER/TIRE/RIM AND HARDWARE (QUICKIE G-424)

(Discontinued 9/6/01 - parts only)



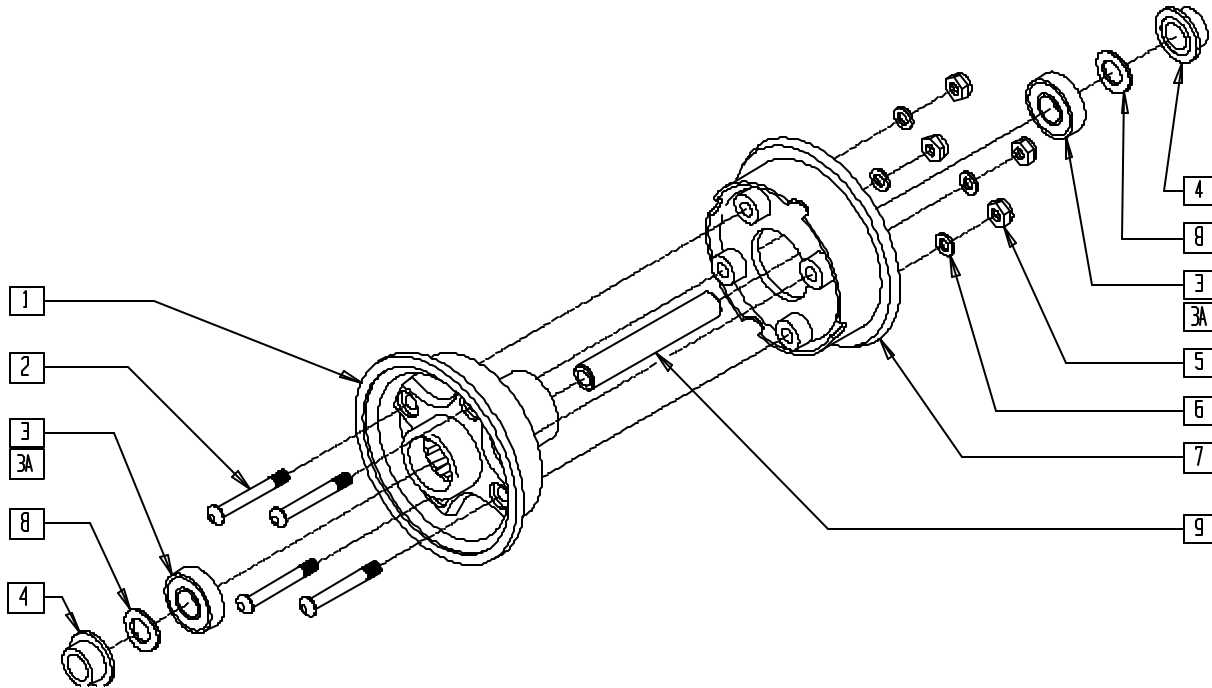
G4240X08

| ITEM | NUMBER | DESCRIPTION | QTY |
|---------|--------|-------------------------------|-----|
| 2 | 349502 | 7/8 x 5/16 BEARING | 2 |
| 1-3,6,7 | 400020 | HUB CMPST 8" x 2" CSTR W/HDWR | |
| 4 | 384521 | 7" x 1 3/4" PNEUMATIC TIRE | 1 |
| 4A | 384256 | 7" x 1 3/4" SOLID INSERT | 1 |
| 5 | 384522 | INNER TUBE 90 VALVE STEM | 1 |

| ITEM | NUMBER | DESCRIPTION | QTY |
|------------|--------|-----------------------------------|-----|
| 7 | 483714 | P100 BEARING SPACER | 1 |
| 8 | 384253 | 7" x 1 3/4" SOLID TIRE | 1 |
| 1-7 | 400400 | 7" x 1 3/4" CSTR W/PNEU AND BRNG | |
| 1-3,4A,6,7 | 400401 | 7" x 1 3/4" CSTR PNEU INSRT W/BRG | |
| 1-3,6-8 | 400402 | 7" x 1 3/4" CSTR SOLID TIRE W/BRG | |

9"/10" CASTER RIM (QUICKIE P190/P300/P320/S-626)

(Effective 11/4/94, beginning serial number P3-8121)



WHL00X13

| ITEM | NUMBER | DESCRIPTION | QTY |
|------|--------|------------------------------|-----|
| 1 | 361102 | 10" WHEEL OUTER-CASTER | 1 |
| 2 | 226190 | 5/16-18 x 1 3/4 BH C/S SHLDR | 4 |
| 3 | 349504 | BRNG 32mm x 15mm x 9mm THK | 2 |
| 3A | 349506 | BRNG 35mm x 15mm x 11mm THK | 2 |
| 4 | 560790 | SPACER 10" CASTER | 2 |
| 5 | 202103 | 5/16-18 NYLOCK NUT THICK | 4 |

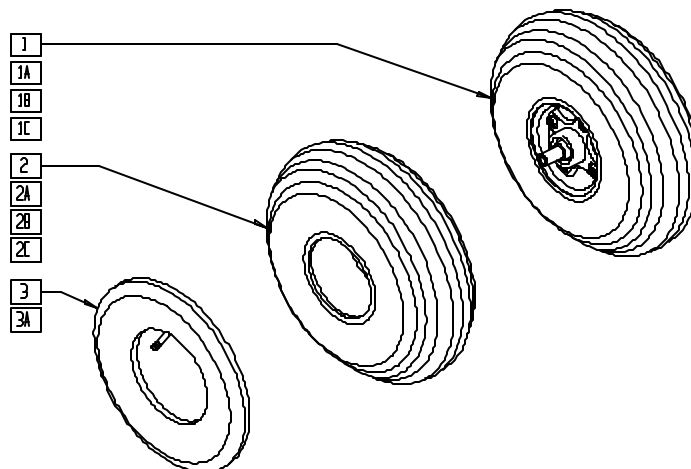
| ITEM | NUMBER | DESCRIPTION | QTY |
|------|--------|----------------------------|-----|
| 6 | 263100 | 5/16 AN WASHER FLAT | 4 |
| 7 | 361103 | 10" WHEEL INNER HALF | 1 |
| 8 | 250110 | WASHER SPRING #U562-0120-S | 2 |
| 9 | 481702 | AXLE 10" CASTER P3/P2 | 1 |
| 1-9 | 400715 | 10" PLST CASTER STAR ASSM | |

* ITEM 3A USED PRIOR TO SERIAL NUMBER P3-8121.

TIRES AND TUBES (9"/10" CASTER) (QUICKIE P300)

(Discontinued 6/30/00 - parts only)

(Items 1/1A/1B effective 11/4/94, beginning serial number P3-8121)

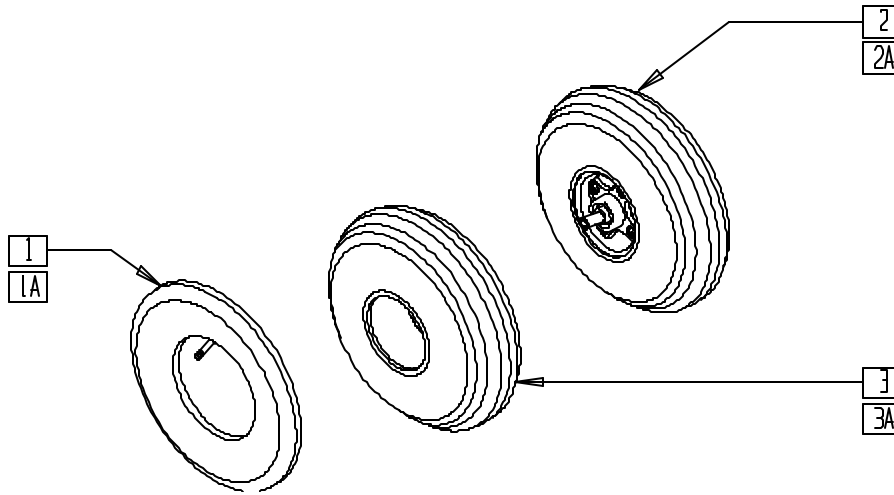


WHL00X15

| ITEM | NUMBER | DESCRIPTION | QTY |
|------|--------|---------------------------------|-----|
| 1 | 400722 | 10" PLST STAR W/PNEU AND BRNG | 1 |
| 1A | 400724 | 10" PLST STAR AEROFLEX AND BRNG | 1 |
| 1B | 400720 | 9" PLST STAR W/PNEU AND BEARING | 1 |
| 1C | 400719 | 9" PLST STAR AEROFLEX AND BRNG | 1 |
| 2 | 384699 | 9" x 3" PNEU TIRE 280/250 | 1 |

| ITEM | NUMBER | DESCRIPTION | QTY |
|------|--------|-----------------------------|-----|
| 2A | 384702 | TIRE 10" x 3" PNEUMATIC | 1 |
| 2B | 384727 | TIRE FOAM 10" x 3" AEROFLEX | 1 |
| 2C | 384726 | TIRE FOAM 9" x 3" AEROFLEX | 1 |
| 3 | 384732 | INNER TUBE 10" x 3" | 1 |
| 3A | 384733 | 9" x 3" TUBE 280/250-4 | 1 |

TIRES AND TUBES (9" x 3" CASTER) (QUICKIE S-626)

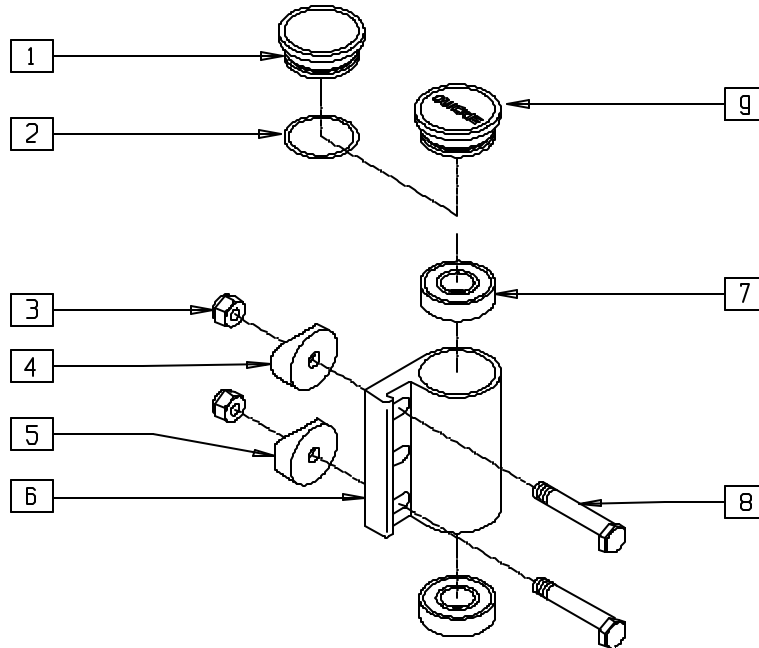


S6260X42

| ITEM | NUMBER | DESCRIPTION | QTY |
|------|--------|-----------------------------------|-----|
| 1 | 384732 | INNER TUBE 10" x 3" | 1 |
| 1A | 384733 | 9" x 3" TUBE 280/250-4 | 1 |
| 2 | 400750 | 9" x 3" CASTER WHL ASSM PNEU S626 | 1 |

| ITEM | NUMBER | DESCRIPTION | QTY |
|------|--------|------------------------------------|-----|
| 2A | 400751 | 9" x 3" CASTER WHL ASSM SOLID S626 | 1 |
| 3 | 381716 | 9" x 3" RIB-GROOVE TIRE | 1 |
| 3A | 384742 | 9" x 3" RIB-GROOVE SOLID TIRE | 1 |

SWING-AWAY CASTER PLATE (QUICKIE P110/V100[P100]/Z500[ZIPPIE P500])



P100X24

| ITEM | NUMBER | DESCRIPTION | QTY |
|------|--------|------------------------------|-----|
| 1,2* | 880554 | CASTER CAP W/O-RING ALUM CLR | 1 |
| 2* | 342006 | CASTER CAP O-RING RUBBER | 1 |
| 3 | 201120 | 1/4-28 AUTOMATION NUT | 2 |
| 4 | 561004 | 1" SADDLE 1/4" HOLE | 1 |
| 5 | 561086 | 1" HALF SADDLE 1/4" HOLE | 1 |
| 7 | 349500 | 1 1/8 x 1/2 BEARING | 2 |

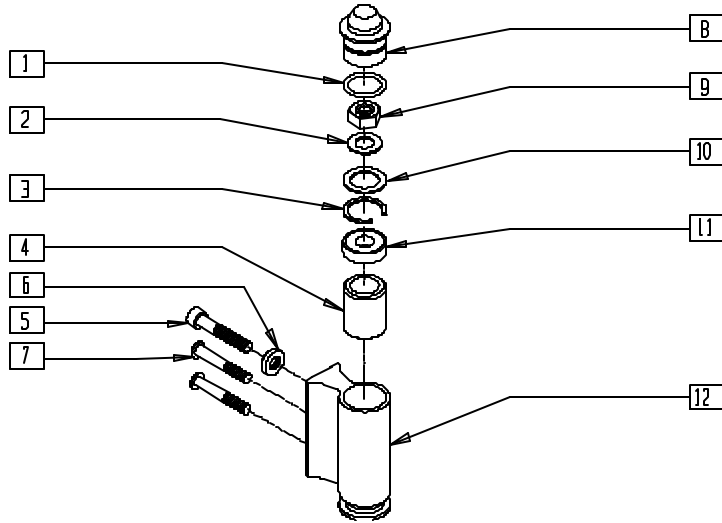
* USED ON CHAIRS PRIOR TO 4/99.

| ITEM | NUMBER | DESCRIPTION | QTY |
|---------|--------|----------------------------------|-----|
| 8 | 481017 | 1/4-28 x 1.688 ECCENTRIC BOLT | 2 |
| 9 | 561070 | CASTER CAP PLASTIC | 1 |
| | 920028 | CASTER CAP PLASTIC (PR) | |
| 6,7 | 780210 | CASTER PLATE R DBL BRNG BLK | |
| | 780212 | CASTER PLATE L DBL BRNG BLK | |
| 1-5,8* | 920203 | CASTER PLT HDWR KIT ALUM CAP BLK | |
| 3-5,8,9 | 920201 | CASTER PLT HDWR KIT PLST CAP | |

SWING-AWAY CASTER PLATE (QUICKIE P190/P200/P210/P300/P320)

(Fits P300 beginning P3-10500; fits P190 beginning P19-1725)

(Fits P200/P210/P320 beginning 3/6/96)



P300AX08

| ITEM | NUMBER | DESCRIPTION | QTY |
|------|--------|--------------------------------------|-----|
| 1 | 342006 | CASTER CAP O-RING RUBBER | 1 |
| 2 | 264100 | 1/2 AN WASHER FLAT | 1 |
| 3 | 342019 | 1 1/8 OD SNAP RING | 1 |
| 4 | 560128 | PLASTIC BUSHING G424 | 1 |
| 5 | 222107 | 5/16-18 x 1 3/4 SOC C/S W/PATCH | 1 |
| 6 | 483803 | S/A RELEASE BUTTON P2 | 1 |
| 7 | 226210 | 5/16-18 x 1 3/4 BH C/S SHLDR W/PATCH | 2 |

| ITEM | NUMBER | DESCRIPTION | QTY |
|------|--------|-------------------------------|-----|
| 8 | 561371 | CASTER CAP P2 | 1 |
| 9 | 203100 | 1/2-20 NYLOCK NUT | 1 |
| 10 | 180065 | ANTI-FLUTTER WASHER P2 | 1 |
| 11 | 349500 | 1 1/8 x 1/2 BEARING | 1 |
| 12 | 501514 | CASTER HOUSING P2 (3 HOLE) | 1 |
| 1.8 | 880589 | CASTER CAP W/O-RING P2 | |
| 1-12 | 920298 | CASTER HOUSING ASSM SNGL BRNG | |

NOTE: ITEM 10 (P/N 180065) NOT USED ON P190.

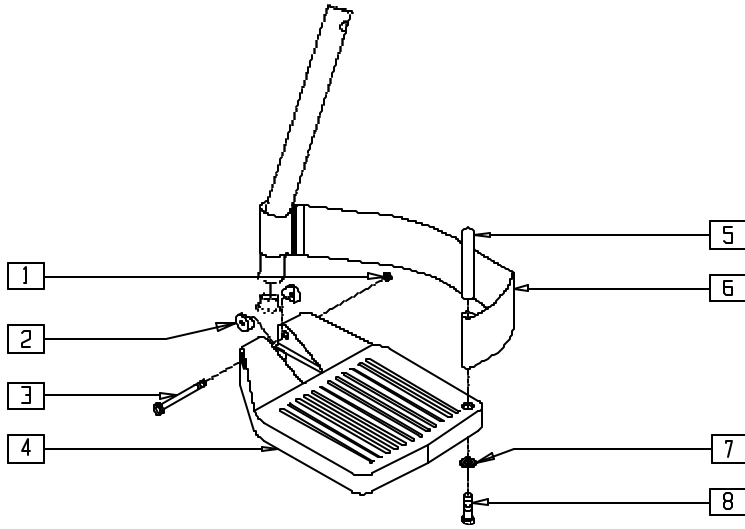
Footrests

IN THIS SECTION

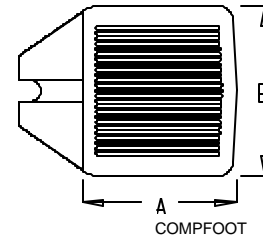
| | | | |
|---|-----|--|------|
| Composite Footplate (Quickie P110/P190/P200/P210/P-222/P300/ P320/V100[P100]/Z500[Zippie P500]) | 9.1 | Extended Footplate (Composite) (Quickie P110/P190/P200/P210/P300/ P320/V100[P100]/Z500[Zippie P500]) | 9.10 |
| Footrest Extension Tube (Composite Footplate) (Quickie P190 (Disc.)/P200/P210/P300/P320) | 9.1 | ELR Aluminum Footplate | 9.11 |
| Footrest Extension Tube | 9.2 | Platform Flip-up Footrest (Quickie P110/V100[P100]) | 9.11 |
| Footrest Extension Tube (Quickie V-121[P120]) | 9.2 | Platform Flip-up Footrest (Double D) (Quickie P110/V100[P100]) (Disc.) | 9.12 |
| Footrest Extension Tube “V” Hangers (Composite Footplate) | 9.3 | Platform Flip-up Footrest (Double D) (Quickie P110/V100[P100]) | 9.13 |
| Double D Footrest Extension Tube (Disc.) | 9.3 | 90° Solid Footboard (Quickie P110/V100[P100]Z500[Zippie P500]) | 9.14 |
| Double D Footrest Extension Tube (“V” Hangers) (Disc.) | 9.4 | Swing-away Footplate (Quickie P300) (Disc.) | 9.15 |
| Double D Footrest Extension Tube (Standard and “V” Hangers) | 9.5 | Swing-away Footplate (Quickie Power Recline System) | 9.15 |
| Kids Angle-adjustable Footplate (Quickie P110/V100[P100]/Z500[Zippie P500]) | 9.6 | Solid Flip-up Footrest (Quickie G-424) (Disc.) | 9.16 |
| Adult Angle-adjustable Footplate (Quickie P110/P190/P200/P210/P300/ P320/V100[P100]/V-521/Z500[Zippie P500]) | 9.7 | Solid Flip-up Footrest (Quickie G-424) | 9.16 |
| Adult Angle-adjustable Footplate Reference Guide | 9.7 | Solid One Piece Footplate (Quickie P-222) (Disc.) | 9.17 |
| Adult Angle-adjustable Footplate — 90° (Quickie P110/V100[P100]/Z500[Zippie P500]) | 9.8 | Solid One Piece Footplate (Quickie P-222) | 9.18 |
| Adult Angle-adjustable Footplate 90° Reference Guide | 9.8 | Solid One Piece Footplate Reference Guide | 9.18 |
| Kids Angle-adjustable Footplate — Extension Mount (Quickie G-424/P110/P-222/S-525/S-626/ V100[P100]/V-521/Z500[Zippie P500]) | 9.9 | Two Piece Locking Footplate (Quickie P-222) (Disc.) | 9.19 |
| High-mount Extension Tube (Quickie P110/V100[P100]/Z500[Zippie P500]) | 9.9 | Two Piece Locking Footplate (Quickie P-222) | 9.20 |
| | | Multi-Adjustable Footplate (Quickie G-424/P-222/S-525/S-626/V-521) (Disc.) | 9.21 |
| | | Multi-position Footplate Reference Guide | 9.21 |
| | | Multi-adjustable Footplate (Quickie G-424/P-222/S-525/S-626/V-521) | 9.22 |
| | | Multi-position Footplate Reference Guide | 9.22 |

COMPOSITE FOOTPLATE (QUICKIE P110/P190/P200/ P210/P-222/P300/P320/V100[P100]/V521/Z500[ZIPPIE P500])

(Fits P300 beginning serial number P3-10500)



MEASURING GUIDE



| PART NUMBER | "A" | "B" |
|-------------|--------|-----|
| 921161 | 4 1/2" | 6" |
| 921162 | 5 1/2" | 6" |
| 921163 | 6 1/2" | 6" |

Drawing shows right side

P200X17

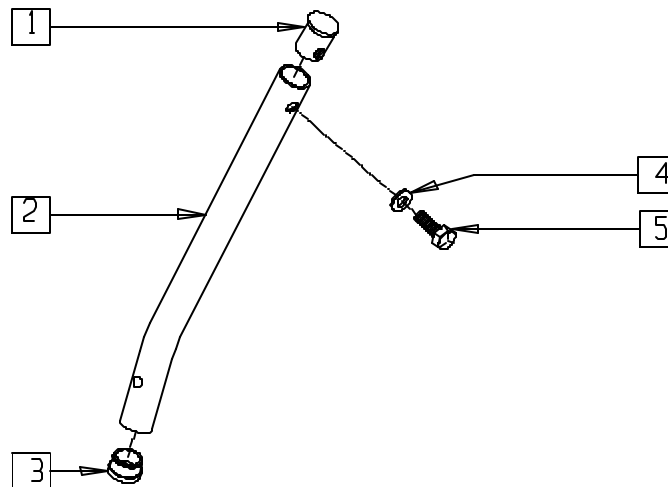
| ITEM | NUMBER | DESCRIPTION | QTY |
|------|---------------|-------------------------|-----|
| 1 | 201100 | 1/4-28 NYLOCK NUT THIN | 1 |
| 2* | 561003 | 3/4" SADDLE THIN | 2 |
| 3 | 226165 | 1/4-28 x 2 1/2 SOC C/S | 1 |
| 4 | 561200-561220 | CMPST FOOTPLATE 14"-20" | 1 |
| 5 | 561040 | HEEL LOOP PEG | 1 |
| 6 | 741151-741153 | HEEL LOOP 14"-20" CMPST | 1 |
| 7 | 262110 | 1/4 AN WASHER FLAT THIN | 1 |

| ITEM | NUMBER | DESCRIPTION | QTY |
|-------|---------------|--|-----|
| 8 | 221110 | 1/4-20 x 1 HEX C/S | 1 |
| 1,3-4 | 921180-921185 | CMPST FOOTPLATE ASSM (EA) | |
| | 921151-921153 | CMPST FOOTPLATE ASSM (PR) | |
| 1,3-8 | 921190-921195 | CMPST FOOTPLATE ASSM W/HEEL LOOPS (EA) | |
| | 921161-921163 | CMPST FOOTPLATE ASSM W/HEEL LOOPS (PR) | |

* ITEM 2 NOT INCLUDED WITH FOOTPLATE ASSEMBLY; ITEM 2 IS INCLUDED WITH EXTENSION TUBE ASSEMBLY.

FOOTREST EXTENSION TUBE (COMPOSITE FOOTPLATE) (QUICKIE P190/P200/P210/P300/P320)

(Fits P300 beginning serial number P3-10500) (P190 Discontinued 7/1/99 - parts only)

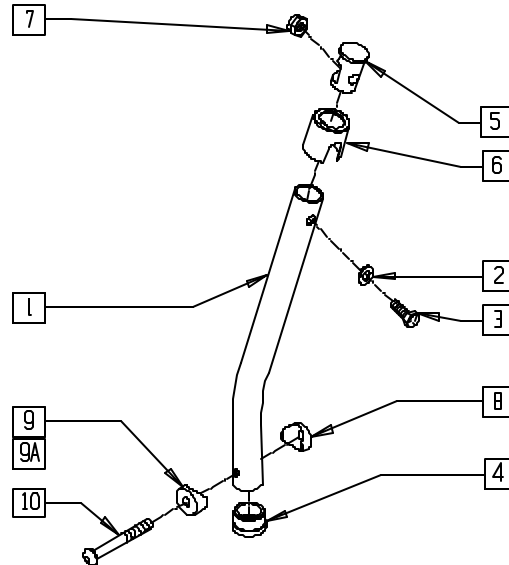


P200X18

| ITEM | NUMBER | DESCRIPTION | QTY |
|------|-----------|------------------------------|-----|
| 1 | 483001 | O2 FRAME/FOOT RETAINING PLUG | 1 |
| 2 | 521015 | FOOTREST EXT TUBE P2 | 1 |
| 3 | 561000-QU | 3/4" INSERT PLUG .083 | 1 |

| ITEM | NUMBER | DESCRIPTION | QTY |
|------|--------|-------------------------------|-----|
| 4 | 262130 | 6mm WASHER WAVE | 1 |
| 5 | 221110 | 1/4-20 x 1 HEX C/S | 1 |
| 1-5 | 921220 | CMPST FT PLT EXT TUBE ASSM P2 | |

FOOTREST EXTENSION TUBE

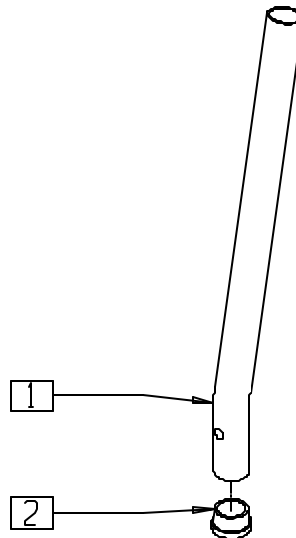


PFT0X05

| ITEM | NUMBER | DESCRIPTION | QTY |
|------|-----------|--------------------------------|-----|
| 1 | 521010 | F/REST EXT TUBE ONLY SHT BLK | 1 |
| | 521011 | F/REST EXT TUBE ONLY MED BLK | |
| | 521012 | F/REST EXT TUBE ONLY LNG BLK | |
| | 521013 | F/REST EXT TUBE ONLY X-LNG BLK | |
| 2 | 262130 | 6MM WASHER WAVE | 1 |
| 3 | 221110 | 1/4-20 x 1 HEX C/S | 1 |
| 4 | 561000-QU | 3/4" INSERT PLUG .083 | 1 |
| 5 | 483553 | FOOTREST INSERT PLUG Q2N | 1 |
| 6 | 560750 | BUSHING FOOTREST Q2N | 1 |
| 7 | 201136 | 1/4-20 NYLOCK NUT HIGH | 1 |
| 8 | 561003 | 3/4" SADDLE THIN | 1 |

| ITEM | NUMBER | DESCRIPTION | QTY |
|-------------|--------|--------------------------------|-----|
| 9 | 561003 | 3/4" SADDLE THIN | 1 |
| 9A | 561055 | 3/4" SADDLE 1" OD | 1 |
| 10 | 226167 | 1/4-28 x 1.625 BH C/S BLK | 1 |
| 1-9 | 921221 | F/REST EXT TUBE SHORT ASSM BLK | 1 |
| | 921222 | F/REST EXT TUBE MED ASSM BLK | |
| | 921223 | F/REST EXT TUBE LONG ASSM BLK | |
| | 921224 | F/REST EXT TUBE X-LNG ASSM BLK | |
| 1-7, 9A, 10 | 921360 | FT EXT SHT ASSM ANG ADJ ASSM | 1 |
| | 921361 | FT EXT MED ASSM ANG ADJ ASSM | |
| | 921362 | FT EXT LNG ASSM ANG ADJ ASSM | |
| | 921363 | FT EXT X-LNG ASSM ANG ADJ ASSM | |

FOOTREST EXTENSION TUBE (QUICKIE V-121[P120])

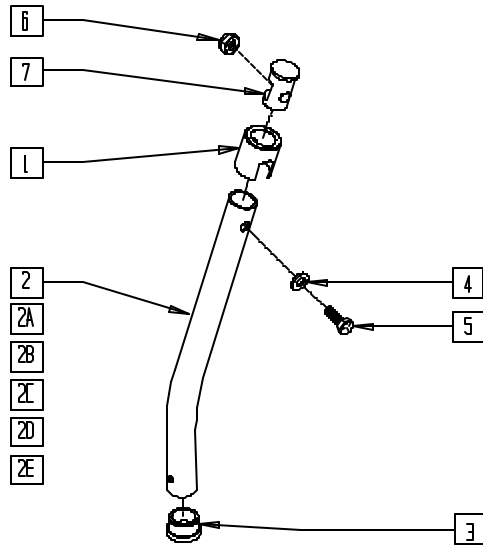


P9000X12

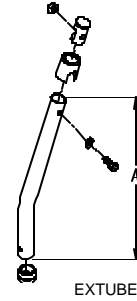
| ITEM | NUMBER | DESCRIPTION | QTY |
|------|--------|--------------------------------|-----|
| 1 | 521082 | F/RST EXTENSION TUBE B500/P120 | 1 |

| ITEM | NUMBER | DESCRIPTION | QTY |
|------|--------|------------------------------|-----|
| 2 | 560761 | 3/4" INSERT PLUG .049 (18GA) | 1 |

FOOTREST EXTENSION TUBE "V" HANGERS (COMPOSITE FOOTPLATE)



MEASURING GUIDE



| "A" | |
|-------|---------|
| SHORT | 7" |
| MED | 8 7/8" |
| LONG | 11 3/8" |

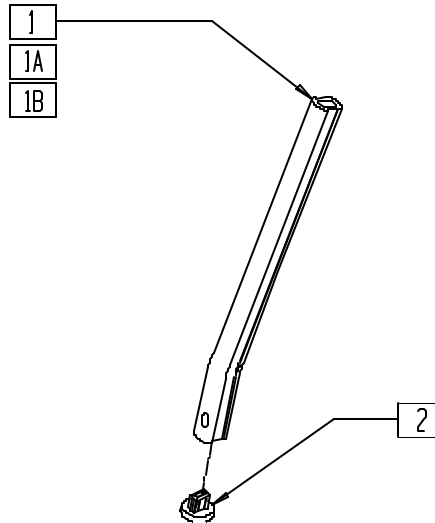
FT0X02C

| ITEM | NUMBER | DESCRIPTION | QTY |
|------|-----------|-----------------------------------|-----|
| 1 | 560750 | BUSHING FOOTREST O2N | 1 |
| 2 | 521040 | FOOTPLATE EXT TUBE ONLY "V" SHT R | 1 |
| 2A | 521041 | FOOTPLATE EXT TUBE ONLY "V" SHT L | 1 |
| 2B | 521042 | FOOTPLATE EXT TUBE ONLY "V" MED R | 1 |
| 2C | 521043 | FOOTPLATE EXT TUBE ONLY "V" MED L | 1 |
| 2D | 521044 | FOOTPLATE EXT TUBE ONLY "V" LNG R | 1 |
| 2E | 521045 | FOOTPLATE EXT TUBE ONLY "V" LNG L | 1 |
| 3 | 561000-QU | 3/4" INSERT PLUG .083 | 1 |
| 4 | 262130 | 6mm WASHER WAVE | 1 |

| ITEM | NUMBER | DESCRIPTION | QTY |
|----------|--------|-----------------------------------|-----|
| 5 | 221110 | 1/4-20 x 1 HEX C/S | 1 |
| 6 | 201136 | 1/4-20 NYLOCK NUT | 1 |
| 7 | 483553 | FOOTREST INSERT PLUG O2 | 1 |
| 1-7 | 921186 | "V" FOOTPLATE EXT TUBE SHT R ASSM | |
| 1,2A,3-7 | 921196 | "V" FOOTPLATE EXT TUBE SHT L ASSM | |
| 1,2B,3-7 | 921187 | "V" FOOTPLATE EXT TUBE MED R ASSM | |
| 1,2C,3-7 | 921197 | "V" FOOTPLATE EXT TUBE MED L ASSM | |
| 1,2D,3-7 | 921188 | "V" FOOTPLATE EXT TUBE LNG R ASSM | |
| 1,2E,3-7 | 921198 | "V" FOOTPLATE EXT TUBE LNG L ASSM | |

DOUBLE D FOOTREST EXTENSION TUBE

(Used with Elevating Legrest) (Effective 10/23/99) (Discontinued 8/13/01 - parts only)



Drawing shows left side

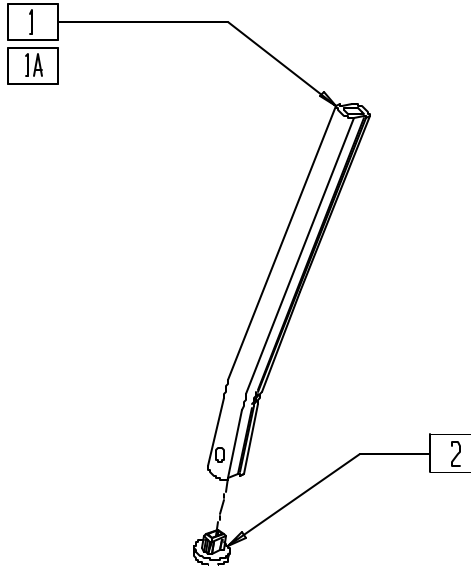
FTEXT01

| ITEM | NUMBER | DESCRIPTION | QTY |
|------|--------|---------------------------------|-----|
| 1 | 550764 | S/A HANGER EXT D2 SHORT BLK | 1 |
| 1A | 550765 | S/A HANGER EXT D2 MED BLK | 1 |
| 1B | 550766 | S/A HANGER EXT D2 LONG BLK | 1 |
| 2 | 560752 | PLUG FOOTREST EXT TUBE O2 ROUND | 1 |

| ITEM | NUMBER | DESCRIPTION | QTY |
|------|--------|---------------------------|-----|
| 1,2 | 921264 | S/A EXT TUBE D2 SHORT BLK | |
| 1A,2 | 921265 | S/A EXT TUBE D2 MED BLK | |
| 1B,2 | 921266 | S/A EXT TUBE D2 LONG BLK | |

DOUBLE D FOOTREST EXTENSION TUBE ("V" HANGERS)

(Used with Elevating Legrest) (Effective 10/23/99) (Discontinued 8/13/01 - parts only)



Drawing shows left side

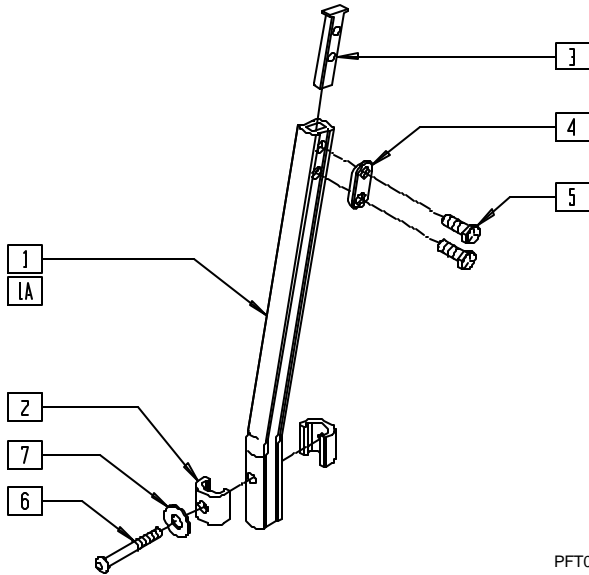
FTEXTV01

| ITEM | NUMBER | DESCRIPTION | QTY |
|------|-------------------|---------------------------------------|-----|
| 1 | 523135, 523136 | FOOTREST EXT TUBE "V" D2 MED (EA) | 1 |
| 1A | 523137, 523138 | FOOTREST EXT TUBE "V" D2 LONG (EA) | 1 |
| 2 | 560752 | PLUG FTRST EXT TUBE Q2 ROUND | 1 |

| ITEM | NUMBER | DESCRIPTION | QTY |
|------|-------------------|-------------------------------|-----|
| 1,2 | 921344, 921345 | EXT TUBE D2 MED "V" BLK (EA) | |
| 1A,2 | 921346, 921347 | EXT TUBE D2 LONG "V" BLK (EA) | |

DOUBLE D FOOTREST EXTENSION TUBE (STANDARD AND "V" HANGERS)

(Effective 8/13/01)



PFT0X04

MEASURING GUIDE



PGUIDE01

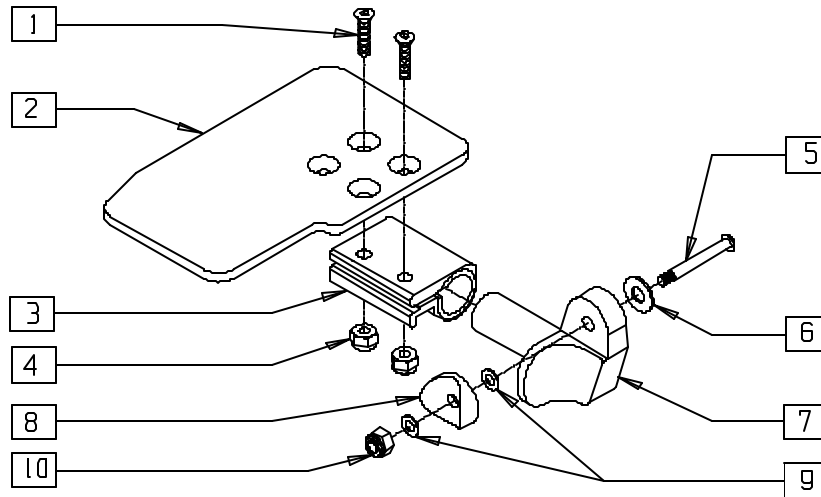
| STD | "A" | "V" | "A" |
|--------|--------|--------|-----|
| SHORT | 7" | SHORT | 7" |
| MED | 9 1/2" | MED | 9" |
| LONG | 12" | LONG | 11" |
| X-LONG | 14" | X-LONG | 13" |

| ITEM | NUMBER | DESCRIPTION | QTY |
|------|-------------------|--------------------------------------|-----|
| 1 | 550819 | EXT TBE S/A ONLY SHT | 1 |
| | 550820 | EXT TBE S/A ONLY MED | |
| | 550821 | EXT TBE S/A ONLY LONG | |
| | 550822 | EXT TBE S/A ONLY X-LNG | |
| 1A | 550834, 550835 | EXT TBE "V" ONLY D2 SHT (EA) | 1 |
| | 550836, 550837 | EXT TBE "V" ONLY D2 MED (EA) | |
| | 550838, 550839 | EXT TBE "V" ONLY D2 LNG (EA) | |
| | 550840, 550841 | EXT TBE "V" ONLY D2 X-LNG (EA) | |
| 2 | 483718 | HANGER EXTENSION SADDLE | 2 |
| 3 | 500078 | INSERT D2 EXT TUBE | 1 |
| 4 | 483717 | HANGER SADDLE | 1 |
| 5 | 221102 | 1/4-28 x 3/4 HEX HEAD C/S BLK W/PTCH | 2 |
| 6 | 227140 | 1/4-28 x 1 3/4 BH C/S BLK ZN | 1 |
| 7 | 262120 | 1/4" SAE WASHER | 1 |
| 1-5 | 921759 | EXT TBE S/A SHT ASSM PCKT | |
| | 921760 | EXT TBE S/A MED ASSM PCKT | |
| | 921761 | EXT TBE S/A LNG ASSM PCKT | |
| | 921762 | EXT TBE S/A X-LNG ASSM PCKT | |

| ITEM | NUMBER | DESCRIPTION | QTY |
|--------|-------------------|-----------------------------------|-----|
| 1A,2-5 | 921751, 921752 | EXT TBE "V" D2 SHT ASSM PCKT (EA) | |
| | 921753, 921754 | EXT TBE "V" D2 MED ASSM PCKT (EA) | |
| | 921755, 921756 | EXT TBE "V" D2 LNG ASSM PCKT (EA) | |
| | 921757, 921758 | EXT TBE V D2 X-LNG ASSM PCKT (EA) | |
| 1-7 | 921772 | EXT TBE S/A SHT ANG ADJ PCKT | |
| | 921773 | EXT TBE S/A MED ANG ADJ PCKT | |
| | 921774 | EXT TBE S/A LNG ANG ADJ PCKT | |
| | 921775 | EXT TBE S/A XLNG ANG ADJ PCKT | |
| 1A,2-7 | 921764, 921765 | EXT TB V D2 SHT ANG ADJ PCKT (EA) | |
| | 921766, 921767 | EXT TB V D2 MED ANG ADJ PCKT (EA) | |
| | 921768, 921769 | EXT TB V D2 LNG ANG ADJ PCKT (EA) | |
| | 921770, 921771 | EXT TB V D2 XLNG ANG AD PCKT (EA) | |

KIDS ANGLE-ADJUSTABLE FOOTPLATE (QUICKIE P110/V100[P100]/Z500[ZIPPIE P500])

(Fits 90° hanger only)



Drawing shows right side

P500X45

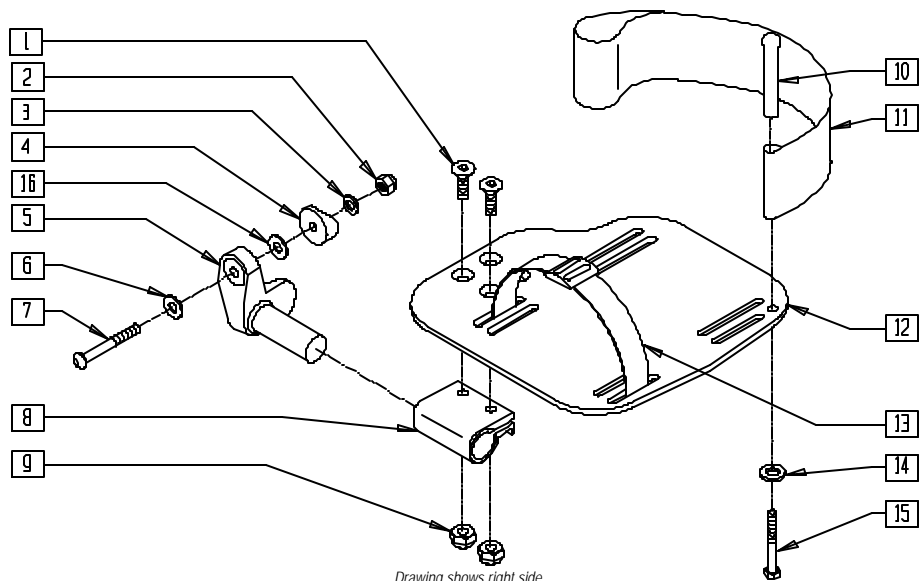
| ITEM | NUMBER | DESCRIPTION | QTY |
|------|----------------|--|-----|
| 1 | 226099 | 1/4-28 x 7/8 FH C/S | 2 |
| 2 | 500635-500648 | KIDS ANGLE ADJ F/PLT (EA) | 1 |
| 3 | 550350 | 3/4" CLAMP ADJ FOOTPLATE | 1 |
| 4 | 201100 | 1/4-28 NYLOCK NUT THIN | 2 |
| 5 | 226150 | 1/4-28 x 2 BH C/S | 1 |
| 6 | 262120 | 1/4 SAE WASHER | 1 |
| 7 | 541000, 541001 | FOOTREST MOUNTING BRACKET 1" RAD (EA) | 1 |

| ITEM | NUMBER | DESCRIPTION | QTY |
|------|---------------|------------------------------|-----|
| 8 | 561004 | 1" SADDLE 1/4" HOLE | 1 |
| 9 | 262110 | 1/4 AN WASHER FLAT THIN | 2 |
| 10 | 201110 | 1/4-28 NYLOCK NUT | 1 |
| 1-10 | 828825- | KIDS ANG ADJ F/PLT ASSM (EA) | |
| | 828834 | | |
| | 921228-921232 | KIDS ANG ADJ F/PLT ASSM (PR) | |

NOTE: FOR KIDS ANGLE-ADJUSTABLE FOOTPLATE — EXTENSION MOUNT, SEE PAGE 9.9.

ADULT ANGLE-ADJUSTABLE FOOTPLATE

(QUICKIE P110/P190/P200/P210/P300/P320/
V100[P100]/V521/Z500[ZIPPIE P500])



PFT0X03A

| ITEM | NUMBER | DESCRIPTION | QTY |
|------|------------------------------|--|-----|
| 1 | 226099 | 1/4-28 x 7/8 FH C/S | 2 |
| 2 | 201120 | 1/4-28 AUTOMATION NUT | 1 |
| 3 | 262110 | 1/4 AN WASHER FLAT THIN | 1 |
| 4* | 561055 | 3/4" SADDLE 1" OD | 1 |
| 5 | 541002 | FTRST MOUNTING BRKT-3/8 RAD R | 1 |
| | 541003 | FTRST MOUNTING BRKT-3/8 RAD L | 1 |
| 6 | 262120 | 1/4 SAE WASHER | 1,2 |
| 7* | 227140 | 1/4-28 x 1 3/4 BH C/S BLK ZN (D2 EXTENSION TUBES) | 1 |
| | 226167 | 1/4-28 x 1.625 BH C/S BLK (ROUND EXTENSION TUBES) | |
| 8 | 550350 | 3/4" CLMP ADJ FT PLT | 1 |
| 9 | 201100 | 1/4-28 NYLOCK NUT THIN | 2 |
| 10 | 561040 | HEEL LOOP PEG | 1 |
| 11 | 741153, 741252, 741253 | HEEL LOOP ADLT ADJ F/PLT (EA) | 1 |

| ITEM | NUMBER | DESCRIPTION | QTY |
|------------------------|-------------------|--------------------------------|-----|
| 12 | 500660- 500665 | ADLT ANGL ADJ F/PLT (EA) | 1 |
| 13 | 740260 | TOE/ANKLE STRAP ADJ ADLT F/PLT | 1 |
| 14 | 262110 | 1/4 AN WASHER FLAT THIN | 1 |
| 15 | 221110 | 1/4-20 x 1 HEX C/S | 1 |
| 16* | 262120 | 1/4" SAE WASHER | 1 |
| 1-3,5,6, 8,9,12 | 820460- 820470 | F/PLT ADULT ADJ (EA) | |
| 1-3,5,6, 8-12,14,15 | 820461- 820471 | F/PLT ADULT ADJ H/LP (EA) | |
| 1-3,5,6, 8,9,12 | 921320- 921324 | F/PLT ADULT ADJ (PR) | |
| 1-3,5,6, 8-12,14,15 | 921321- 921325 | F/PLT ADULT ADJ H/LP (PR) | |

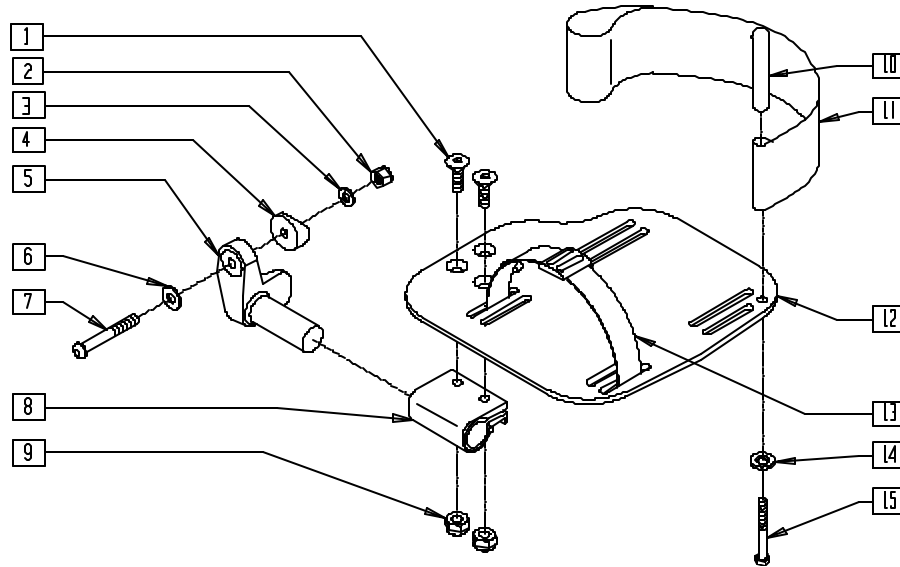
NOTE: ORDER ASSEMBLIES WITHOUT HEEL LOOPS FOR USE WITH ELEVATING LEGREST.

* ITEMS 4, 7 AND 16 NOT INCLUDED WITH FOOTPLATE ASSEMBLY; ITEMS 4, 7 AND 16 INCLUDED WITH EXTENSION TUBE ASSEMBLY.

ADULT ANGLE-ADJUSTABLE FOOTPLATE REFERENCE GUIDE

| | 11"-13" | 14" | 15" | 16" | 17" | 18" | 19" | 20" |
|-----------|---------|--------|--------|--------|--------|--------|--------|--------|
| Right | N/A | 820460 | 820460 | 820464 | 820464 | 820468 | 820468 | 820468 |
| Rght /HL | N/A | 820461 | 820461 | 820465 | 820465 | 820469 | 820469 | 820469 |
| Left | N/A | 820462 | 820462 | 820466 | 820466 | 820470 | 820470 | 820470 |
| Left w/HL | N/A | 820463 | 820463 | 820467 | 820467 | 820471 | 820471 | 820471 |
| Pair | N/A | 921320 | 921320 | 921322 | 921322 | 921324 | 921324 | 921324 |
| Pair w/HL | N/A | 921321 | 921321 | 921323 | 921323 | 921325 | 921325 | 921325 |

ADULT ANGLE-ADJUSTABLE FOOTPLATE — 90° (QUICKIE P110/V100[P100]/Z500[ZIPPIE P500])



FT0X029

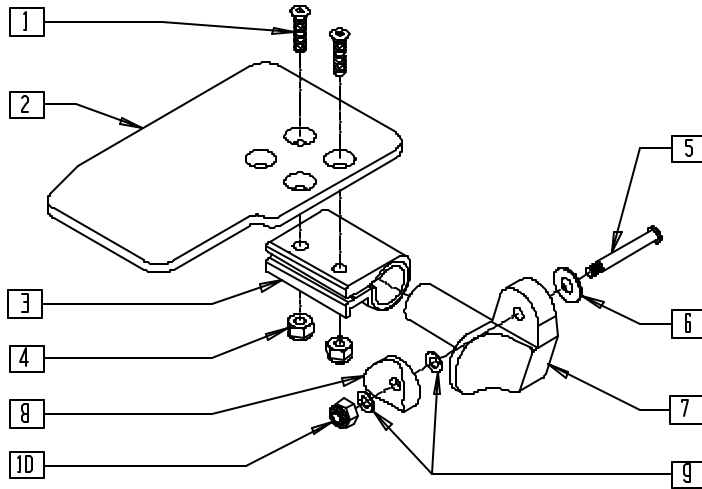
| ITEM | NUMBER | DESCRIPTION | QTY |
|------|------------------------------|--------------------------------|-----|
| 1 | 226099 | 1/4-28 x 7/8 FH C/S | 2 |
| 2 | 201110 | 1/4-28 NYLOCK NUT | 1 |
| 3 | 262110 | 1/4 AN WASHER FLAT THIN | 1 |
| 4 | 561004 | 1" SADDLE 1/4" HOLE | 1 |
| 5 | 541000 | FTRST MOUNTING BRKT - 1" RAD R | 1 |
| | 541001 | FTRST MOUNTING BRKT - 1" RAD L | |
| 6 | 262120 | 1/4 SAE WASHER | 1 |
| 7 | 226150 | 1/4-28 x 2 BH C/S | 1 |
| 8 | 550350 | 3/4" CLMP ADJ FT PLT | 1 |
| 9 | 201100 | 1/4-28 NYLOCK NUT THIN | 2 |
| 10 | 561040 | HEEL LOOP PEG | 1 |
| 11 | 741153, 741252, 741253 | HEEL LOOP ADLT ADJ F/PLT (EA) | 1 |

| ITEM | NUMBER | DESCRIPTION | QTY |
|------------|-------------------|----------------------------------|-----|
| 12 | 500660- 500665 | ADLT ANGL ADJ FLIP-UP F/PLT (EA) | 1 |
| 13 | 740260 | TOE/ANKLE STRAP ADJ ADLT F/PLT | 1 |
| 14 | 262110 | 1/4 AN WASHER FLAT THIN | 1 |
| 15 | 221110 | 1/4-20 x 1 HEX C/S | 1 |
| 1-9,12 | 820472- 820477 | F/PLT ADULT ADJ 90° (EA) | |
| 1-12,14,15 | 820478- 820483 | F/PLT ADULT ADJ 90° H/LP (EA) | |
| 1-9,12 | 921330- 921332 | F/PLT ADULT ADJ 90° (PR) | |
| 1-12,14,15 | 921333- 921335 | F/PLT ADULT ADJ 90° H/LP (PR) | |

ADULT ANGLE-ADJUSTABLE FOOTPLATE — 90° REFERENCE GUIDE

| | 14" | 16" | 18" | 20" |
|------------|--------|--------|--------|--------|
| Right | 820472 | 820474 | 820476 | 820476 |
| Right w/HL | 820478 | 820480 | 820482 | 820482 |
| Left | 820473 | 820475 | 820477 | 820477 |
| Left w/HL | 820479 | 820481 | 820483 | 820483 |
| Pair | 921330 | 921331 | 921332 | 921332 |
| Pair w/HL | 921333 | 921334 | 921335 | 921335 |

KIDS ANGLE-ADJUSTABLE FOOTPLATE — EXTENSION MOUNT (QUICKIE G-424/P110/P-222/S-525/S-626/V100[P100]/V-521/Z500[ZIPPIE P500])



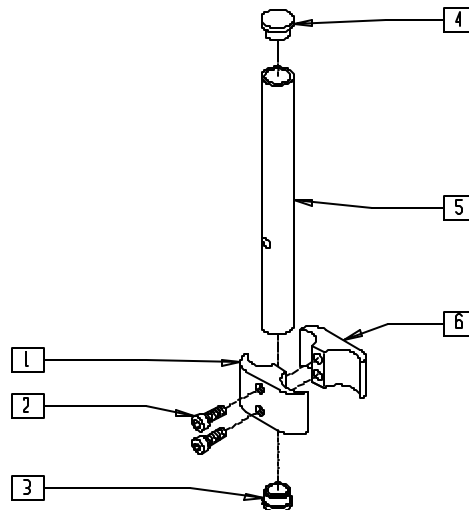
FT0X027

| ITEM | NUMBER | DESCRIPTION | QTY |
|------|---------------|---|-----|
| 1 | 226099 | 1/4-28 x 7/8 FH C/S | 2 |
| 2 | 500635-500648 | KIDS ANGL ADJ FOOTPLATE 10"-16" (EA) | 1 |
| 3 | 550350 | 3/4" CLAMP ADJ FOOTPLATE | 1 |
| 4 | 201100 | 1/4-28 NYLOCK NUT THIN | 2 |
| 5* | 227140 | 1/4-28 x 1 3/4 BH C/S BLK ZN (D2 EXTENSION TUBES) | 1 |
| | 226167 | 1/4-28 x 1.625 BH C/S BLK (ROUND EXTENSION TUBES) | |
| 6 | 262120 | 1/4 SAE WASHER | 1 |

| ITEM | NUMBER | DESCRIPTION | QTY |
|-----------|---------------|---|-----|
| 7 | 541002-541003 | FOOTREST MOUNTING BRACKET 3/8" RAD (EA) | 1 |
| 8* | 561055 | 3/4" SADDLE 1" OD | 1 |
| 9 | 262110 | 1/4 AN WASHER FLAT THIN | 2 |
| 10 | 201120 | 1/4-28 AUTOMATION NUT | 1 |
| 1-7, 9,10 | 828850-828863 | KIDS ANG ADJ FOOTPLATE EXT MNT 10"-16" (EA) | 1 |
| | 921280-921286 | KIDS ANG ADJ FOOTPLATE EXT MNT 10"-16" (PR) | |

* ITEMS 5 AND 8 NOT INCLUDED WITH FOOTPLATE ASSEMBLY; ITEMS 5 AND 8 INCLUDED WITH EXTENSION TUBE ASSEMBLY.

HIGH-MOUNT EXTENSION TUBE (QUICKIE P110/V100[P100]/Z500[ZIPPIE P500])



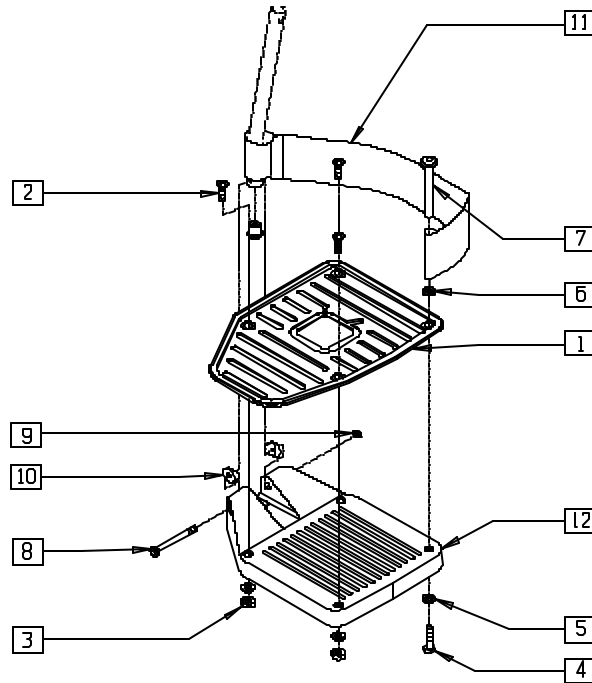
FT0X07

| ITEM | NUMBER | DESCRIPTION | QTY |
|------|-----------|------------------------------|-----|
| 1 | 550657 | CLAMP 1 1/4" RECESS FULL BLK | 1 |
| 2 | 226112 | 1/4-28 x 1 SOC C/S BLK | 2 |
| 3 | 561000-QU | 3/4" INSERT PLUG .083 | 1 |
| 4 | 482016 | HIGH-MOUNT FL FT TUBE PLUG | 1 |

| ITEM | NUMBER | DESCRIPTION | QTY |
|-------|--------|---------------------------------|-----|
| 5 | 524100 | H/M FL FT EXT TUBE BLK | 1 |
| 6 | 550658 | CLAMP 1 1/4" THREADED BLK | 1 |
| 1,2,6 | 880538 | HI-MOUNT FR CLAMP ASSEMBLY BLK | |
| 1-6 | 921550 | H/M FL FT CLAMPS AND TUBES (PR) | |

EXTENDED FOOTPLATE (COMPOSITE) (QUICKIE P110/P190/P200/P210/P300/P320/V100[P100]/Z500[ZIPPIE P500])

(Fits P300 beginning P3-10500)
(Discontinued 8/13/01 - parts only)



Drawing shows right side

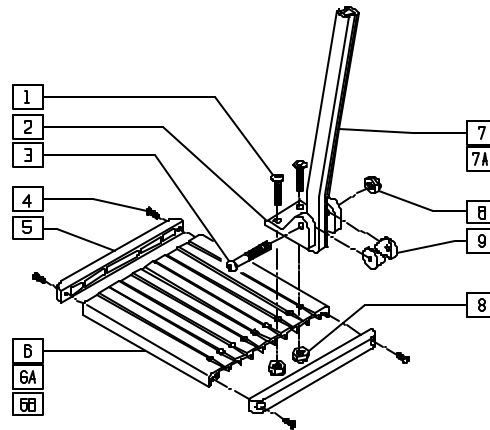
FT0X011

| ITEM | NUMBER | DESCRIPTION | QTY |
|------|---------------|--|-----|
| 1 | 500760-500765 | EXTENDED FOOTPLATE 14"-20" (EA) | 1 |
| 2 | 226105 | 1/4-28 x 3/4 FH C/S BLK | 3-4 |
| 3 | 201100 | 1/4-28 NYLOCK NUT THIN | 3-4 |
| 4 | 221110 | 1/4-20 x 1 HEX C/S | 1 |
| 5 | 262110 | 1/4 AN WASHER FLAT THIN | 4 |
| 6 | 262110 | 1/4 AN WASHER FLAT THIN | 1 |
| 7 | 561040 | HEEL LOOP PEG | 1 |
| 8 | 226165 | 1/4-28 x 2 1/2 SOC C/S | 1 |
| 9 | 201100 | 1/4-28 NYLOCK NUT THIN | 1 |
| 10 | 561003 | 3/4" SADDLE THIN | 2 |
| 11 | 741151-741153 | HEEL LOOP CMPST 14"-15" - 18"-20" (EA) | 1 |
| | 902270-902272 | HEEL LOOP CMPST 14"-15" - 18"-20" (PR) | |
| 12 | 561200-561220 | CMPST FT PLATE 14"-20" | 1 |

| ITEM | NUMBER | DESCRIPTION | QTY |
|---------------|---------------|---|-----|
| 1-3,5,8-10,12 | 828950-828955 | EXTND FT PLATE ASSM 14"-20" (EA) | |
| | 921030-921032 | EXTND FT PLATE ASSM (PR) | |
| 1-12 | 828960-828965 | EXTND FT PLATE ASSM HL LP 14"-20" (EA) | |
| | 921033-921035 | EXTND FT PLATE ASSM HL LPS 14"-20" (PR) | |
| | 828900-828905 | EXTND FT PLATE W/HDWR 14"-20" (EA) | |
| 1-3,5 | 921010-921012 | EXTND FT PLATES W/HDWR 14"-20" (PR) | |
| | 828910-828915 | EXTND FT PLATE W/HDWR HL LP 14"-20"(EA) | |
| 1-7,11 | 921013-921015 | EXTND FT PLATES W/HDWR HL LPS 14"-20"(PR) | |

ELR ALUMINUM FOOTPLATE

(Effective 3/24/97)

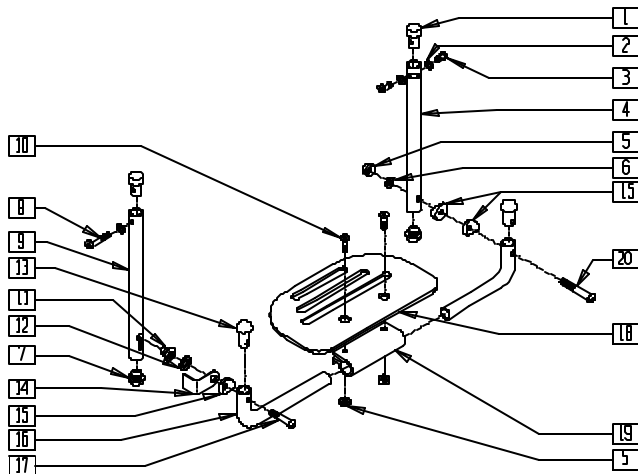


FT0X033

| ITEM | NUMBER | DESCRIPTION | QTY |
|------|--------|------------------------|-----|
| 1 | 226090 | 1/4-28 x 5/8 BH C/S | 2 |
| 2 | 550739 | FOOTPLATE MNT BRKT | 1 |
| 3 | 226148 | 1/4-28 x 1.85 BH C/S | 1 |
| 4 | 281043 | #4 x 5/8 PH PHIL S/TAP | 4 |
| 5 | 560101 | END CAPS FOOTREST | 2 |
| 6 | 550748 | FOOTPLATE ELR 14-15" | 1 |
| 6A | 550749 | FOOTPLATE ELR 16-17" | 1 |
| 6B | 550750 | FOOTPLATE ELR 18-20" | 1 |
| 4-6 | 882337 | FOOTPLATE ASSM 14-15" | |

| ITEM | NUMBER | DESCRIPTION | QTY |
|----------|--------|-------------------------------|-----|
| 4,5,6A | 882338 | ELR FOOTPLATE ASSM 16-17" | |
| 4,5,6B | 882339 | ELR FOOTPLATE ASSM 18-20" | |
| 7 | 550744 | REG EXTENSION TUBE ELR | 1 |
| 7A | 550745 | LONG EXTENSION TUBE ELR | 1 |
| 8 | 201100 | 1/4-28 NYLOCK NUT THIN | 3 |
| 9* | 561003 | 3/4" SADDLE THIN | 2 |
| 1-6,8 | 921400 | ELR FOOTPLATE KIT 14-15" (EA) | |
| 1-5,6A,8 | 921401 | ELR FOOTPLATE KIT 16-17" (EA) | |
| 1-5,6B,8 | 921402 | ELR FOOTPLATE KIT 18-20" (EA) | |

PLATFORM FLIP-UP FOOTREST (QUICKIE P110/V100[P100])



REFERENCE GUIDE

| | 14" | 16" | 18" | 20" |
|---------------------------|--------|--------|--------|--------|
| Quickie V100[P100] | | | | |
| Platform Footplate | N/A | 500652 | 500653 | 500653 |
| Footplate Tube | N/A | 522156 | 522158 | 522160 |
| Footplate Assembly | N/A | 900156 | 900158 | 900160 |
| Quickie P110 | | | | |
| Platform Footplate | 500651 | 500652 | 500653 | N/A |
| Footplate Tube | 522154 | 522156 | 522158 | N/A |
| Footplate Assembly | 900154 | 900156 | 900158 | N/A |

NOTE: FOOTREST EXTENSION TUBES ARE NOT INCLUDED IN THESE ASSEMBLIES. SEE PARTS 921242-921248 BELOW.

FT0X024

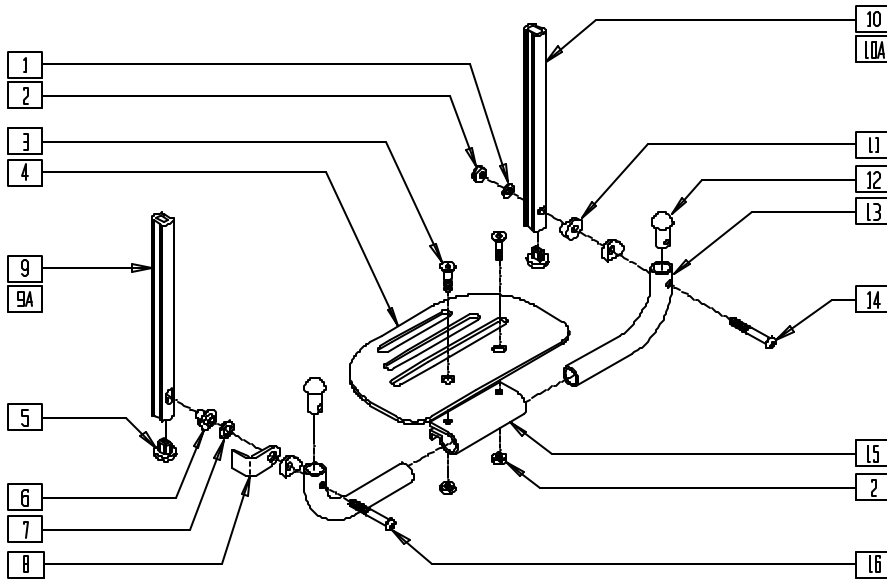
| ITEM | NUMBER | DESCRIPTION | QTY |
|------|---------------|-----------------------------|-----|
| 1 | 483065 | THREADED EXT TUBE PLUG | 2 |
| 2 | 262130 | 6mm WASHER WAVE | 3 |
| 3 | 221060 | 1/4-28 x 1/2 BH C/S | 2 |
| 4 | 521075-521077 | FOOTPLATE EXT TUBE SLOT L | 1 |
| 5 | 201120 | 1/4-28 AUTOMATION NUT | 3 |
| 6 | 262110 | 1/4 AN WASHER FLAT THIN | 1 |
| 7 | 482028 | 3/4" DOME PLUG .125 | 2 |
| 8 | 226110 | 1/4-28 x 1 BH C/S | 1 |
| 9 | 521054-521056 | FOOTPLATE EXT TUBE KEYHOLED | 1 |
| 10 | 226099 | 1/4-28 x 7/8 FH C/S | 2 |
| 11 | 481148 | KEYHOLE STUD | 1 |
| 12 | 262137 | 3/8 WASHER CURVED | 1 |
| 13 | 561034 | SHORT DOME PLUG | 2 |
| 14 | 505078 | FOOTREST RETAINING BRACKET | 1 |

| ITEM | NUMBER | DESCRIPTION | QTY |
|-----------|---------------|---|-----|
| 15 | 561047 | 3/4" SADDLE THIN CERAMIC | 3 |
| 16 | 522154-522160 | PLATFORM FLIP-UP FOOTPLATE TUBE 14"-20" | 2 |
| 17 | 226131 | 1/4-28 x 1 1/4 BH C/S SHLDR | 1 |
| 18* | 500651-500653 | PLATFORM FOOTPLATE | 1 |
| 19 | 550351 | PLATFORM FOOTPLATE CLAMP | 1 |
| 20 | 226150 | 1/4-28 x 2 BH C/S | 1 |
| 1-4,7 | 900105-900107 | PLATFORM FLIP-UP EXT L ASSEMBLY | |
| 1,2,7-9 | 900111-900113 | PLATFORM FLIP-UP EXT KEYHOLED | |
| 1-4,7-9 | 921242-921248 | PLATFORM FLIP-UP EXT TUBES ASSEMBLY (PR) | |
| 5,6,10-20 | 900154-900160 | PLATFORM FLIP-UP FOOTPLATE ASSEMBLY 14"-20" | |

* FOR ORDERING INFORMATION, PLEASE SEE PLATFORM FLIP-UP FOOTPLATE REFERENCE GUIDE ABOVE.

PLATFORM FLIP-UP FOOTREST (DOUBLE D) (QUICKIE P110/V100[P100])

(Effective 10/23/99) (Discontinued 8/13/01 - parts only)



MEASURING GUIDE



EXTUBE3

| | "A" |
|------|--------|
| MED | 8 1/8" |
| LONG | 12" |

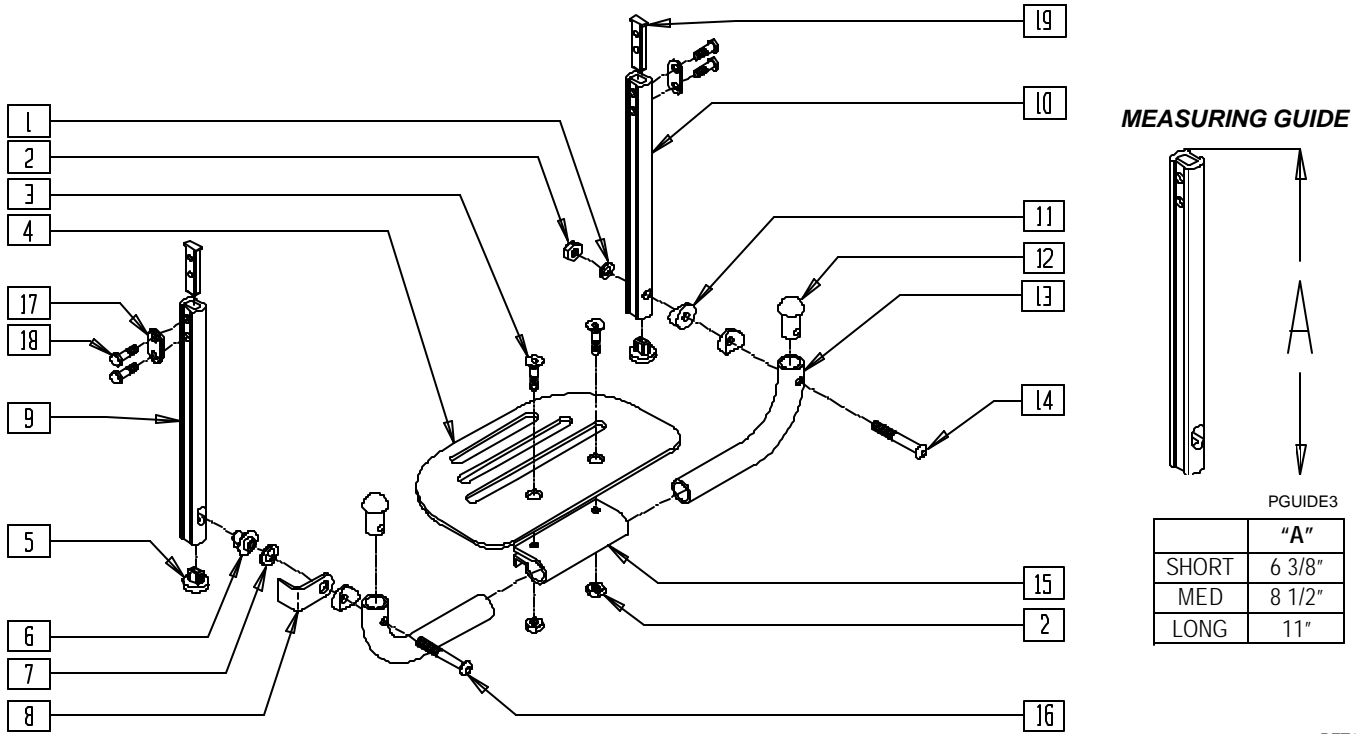
Q220X13

| ITEM | NUMBER | DESCRIPTION | QTY |
|------|---------------|--------------------------------|-----|
| 1 | 262110-QU | 1/4 AN WASHER FLAT THIN | 1 |
| 2 | 201120 | 1/4-28 AUTOMATION NUT | 3 |
| 3 | 226099 | 1/4-28 x 7/8 FH C/S | 2 |
| 4 | 500650-500654 | PLTFORM F/PLT 6 -14" x 5 1/2" | 1 |
| 5 | 560752 | UG FOOTREST EXT TUBE Q2 ROUND | 2 |
| 6 | 540410 | F/UP FOOTREST KEY STUD D2 | 1 |
| 7 | 262137 | 3/8 WASHER CURVED | 1 |
| 8 | 505078 | FOOTREST RETAINING BRACKET | 1 |
| 9 | 550587 | F/UP FOOTREST KEY EXT MEDIUM | 1 |
| 9A | 550588 | F/UP FOOTREST KEY EXT LONG | 1 |
| 10 | 550585 | F/UP FOOTREST SLOTTED EXT MED | 1 |
| 10A | 550586 | F/UP FOOTREST SLOTTED EXT LONG | 1 |
| 11 | 561047 | 3/4" SADDLE THIN CERAMIC | 3 |
| 12 | 561034 | SHORT DOME PLUG | 2 |

| ITEM | NUMBER | DESCRIPTION | QTY |
|------------------|----------------|---------------------------------------|-----|
| 13 | 522150-522162 | PLTFRM F/UP F/PLT TUBE 10 -22" | 2 |
| 14 | 226150 | 1/4-28 x 2 BH C/S | 1 |
| 15 | 550351 | PLATFORM FOOTPLATE CLAMP | 1 |
| 16 | 226131 | 1/4-28 x 1 1/4 BH C/S SHLDR | 1 |
| 5,9,10 | 921340, 921341 | EXT TUBE D2 SHRT PLTFRM BLK (EA) | |
| 5,9A,10A | 921342, 921343 | EXT TUBE D2 LNG PLTFRM BLK (EA) | |
| 5,9,10 | 921267 | S/A EXT TUBE D2 SHRT PLTFRM BLK (PR) | |
| 5,9A,10A | 921268 | S/A EXT TUBE D2 LNG PLTFRM BLK (PR) | |
| 1-4,6-8 11-16 | 900137-900149 | PLTFRM F/UP F/PLT ASSM D2 (10" - 22") | |

PLATFORM FLIP-UP FOOTREST (DOUBLE D) (QUICKIE P110/V100[P100])

(Effective 8/13/01)

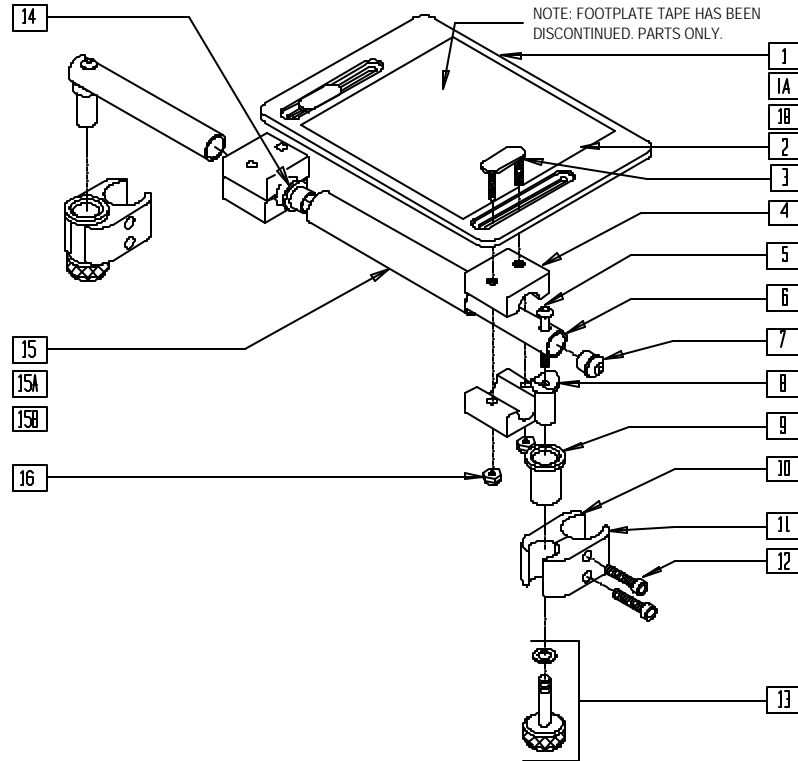


PFT0X01

| ITEM | NUMBER | DESCRIPTION | QTY |
|------|---------------|--|-----|
| 1 | 262110-QU | 1/4 AN WASHER FLAT THIN | 1 |
| 2 | 201120 | 1/4-28 AUTOMATION NUT | 3 |
| 3 | 226099 | 1/4-28 x 7/8 FH C/S | 2 |
| 4 | 500650-500654 | PLTFORM FOOTPLATE 6" x 5 1/2" - 14 x 5 1/2" | 1 |
| 5 | 560752 | PLUG FTRST EXT TUBE Q2 ROUND | 2 |
| 6 | 540410 | F/UP FOOTREST KEY STUD D2 | 1 |
| 7 | 262137 | 3/8 WASHER CURVED | 1 |
| 8 | 505078 | FOOTREST RETAINING BRACKET | 1 |
| 9 | 550828 | EXT TBE F/UP KEY ONLY SHT | 1 |
| | 550829 | EXT TBE F/UP KEY ONLY MED | |
| | 550830 | EXT TBE F/UP KEY ONLY LNG | |
| 10 | 550825 | EXT TBE F/UP SLT ONLY SHT | 1 |
| | 550826 | EXT TBE F/UP SLT ONLY MED | |
| | 550827 | EXT TBE F/UP SLT ONLY LNG | |
| 11 | 561003 | 3/4" SADDLE THIN | 3 |
| 12 | 561034 | SHORT DOME PLUG | 2 |
| 13 | 522150- | PLATFORM FLIP-UP FOOTPLATE TUBE BLACK 10"-22" | 2 |
| | 522162 | | |

| ITEM | NUMBER | DESCRIPTION | QTY |
|-------------------|---------|---|-----|
| 14 | 226150 | 1/4-28 x 2 BH C/S | 1 |
| 15 | 550351 | PLATFORM FOOTPLATE CLAMP | 1 |
| 16 | 226131 | 1/4-28 x 1 1/4 BH C/S SHLDR | 1 |
| 17 | 483717 | HANGER SADDLE | 2 |
| 18 | 221102 | 1/4-28 x 3/4 HEX HEAD C/S BLK W/PTCH | 4 |
| 19 | 500078 | INSERT D2 EXT TUBE | 2 |
| 5,9 17-19 | 921742 | EXT TBE F/UP SLT SHT ASSM PCKT | |
| | 921743 | EXT TBE F/UP SLT MED ASSM PCKT | |
| | 921744 | EXT TBE F/UP SLT LNG ASSM PCKT | |
| 5,10, 17-19 | 921745 | EXT TBE F/UP KEY SHT ASSM PCKT | |
| | 921746 | EXT TBE F/UP KEY MED ASSM PCKT | |
| | 921747 | EXT TBE F/UP KEY LNG ASSM PCKT | |
| 5,9, 10,17-19 | 921269 | S/A EXT TUBE D2 SHT PLTFRM BLK | |
| | 921267 | S/A EXT TUBE D2 MED PLTFRM BLK | |
| | 921268 | S/A EXT TUBE D2 LNG PLTFRM BLK | |
| 1-4,6-8, 11-16 | 900137- | PLATFORM FLIP-UP FOOTPLATE BLK ASSM D2 10"-22" | |
| | 900149 | | |

90° SOLID FOOTBOARD (QUICKIE P110/V100[P100]/Z500[ZIPPIE P500])



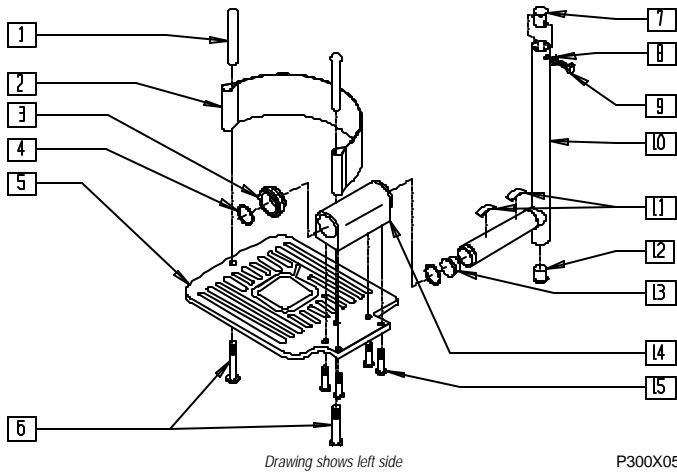
FT0X016

| ITEM | NUMBER | DESCRIPTION | QTY |
|------|--------|--|-----|
| 1 | 562610 | SLD FT PLT ONLY 8" x 8" (10"-12" W) | 1 |
| 1A | 562612 | SLD FT PLT ONLY 10" x 8" (13"-14" W) | 1 |
| 1B | 500709 | SLD FT PLT ALUM ONLY 12" x 8" (15"-16" W) | 1 |
| 2 | 562830 | SLD FT PLT TAPE 12" x 8" | 1 |
| 3 | 330120 | SLD FT/ANGLE ADJ DBL T BOLT | 2 |
| 4 | 550444 | SOLID FOOT/ANGLE ADJ CLAMP BLK | 4 |
| 5 | 226130 | 1/4-28 x 1 1/2 BH C/S | 2 |
| 6 | 521523 | SLD FT PIVOT TUBE | 2 |
| 7 | 561034 | SHORT DOME PLUG | 2 |
| 8 | 483036 | SOLID FOOT INSERT SADDLE | 2 |
| 10 | 550258 | CLAMP 1 1/4" THREADED CLR | 2 |
| 11 | 550257 | CLAMP 1 1/4" RECESS FULL CLR | 2 |

| ITEM | NUMBER | DESCRIPTION | QTY |
|---------|--------|---|-----|
| 12 | 226112 | 1/4-28 x 1 SOC C/S BLK | 4 |
| 9.13 | 880559 | SOLID FOOT LOCK KNOB ASSM | |
| 14 | 560402 | 3/4" I.D. NY-LINER | 2 |
| 15 | 521521 | SLD FOOT SUPPORT TUBE 10"-12" | 1 |
| 15A | 521522 | SLD FOOT SUPPORT TUBE 13"-14" | 1 |
| 15B | 521524 | SLD FOOT SUPPORT TUBE 15"-16" | 1 |
| 16 | 201105 | 1/4-20 NYLOCK NUT THIN | 4 |
| 1,3-16 | 921801 | SLD FOOT PLATE ASSM 8" x 8" (10"-12" W) | |
| 1A,3-14 | 921803 | SLD FOOT PLATE ASSM 10" x 8" (13"-14" W) | |
| 15A,16 | | | |
| 1B,3-14 | 921805 | SLD FOOT PLATE ASSM 12" x 8" (15"-16" W) | |
| 15B,16 | | | |

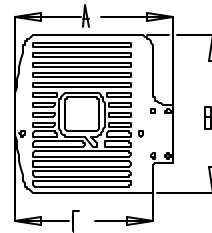
SWING-AWAY FOOTPLATE (QUICKIE P300)

(Discontinued - parts only) (Fits P300 prior to serial number P3-10500)



P300X05

MEASURING GUIDE



P300X60

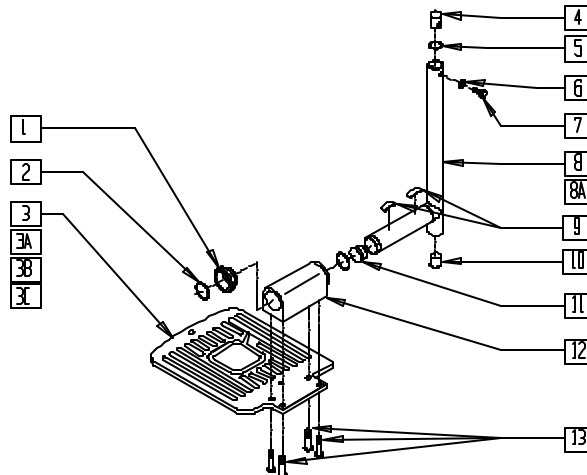
| SIZE | PART NUMBER | "A" | "B" | "C" |
|-------------|----------------|-----|-----|--------|
| REGULAR | 483730, 483731 | 8" | 6" | 6 3/4" |
| LONG | 483732, 483733 | 8" | 8" | 6 3/4" |
| "V" REGULAR | 483750, 483751 | 7" | 6" | 5 3/4" |
| "V" WIDE | 483752, 483753 | 8" | 6" | 6 3/4" |

| ITEM | NUMBER | DESCRIPTION | QTY |
|------|------------------------------|-------------------------------|-----|
| 1 | 561040 | HEEL LOOP PEG | 2 |
| 2 | 741170 | HEEL LOOP P300 | 1 |
| 3 | 482703 | FL FT BUSHING P300 | 2 |
| 4 | 342042 | RING RETAINING SPIROLOX RS-87 | 2 |
| 5 | 483730-483733, 483750-483753 | FL FT PLATE P300 | 1 |
| 6 | 226120 | 1/4-20 x 1 BH C/S | 2 |
| 7 | 483791 | BUSH TOP EXT TUBE P300 | 1 |
| 8 | 262130 | 6mm WASHER WAVE | 1 |

| ITEM | NUMBER | DESCRIPTION | QTY |
|------|----------------|-----------------------|-----|
| 9 | 234890 | M6-25 HEX C/S | 1 |
| 10 | 521020, 521022 | FL FT EXT TUBE P300 | 1 |
| 11 | 321703 | SPRING FL FT PLT P3 | 2 |
| 12 | 560762 | 3/4" INSERT PLUG .065 | 1 |
| 13 | 560768 | 7/8" INSERT PLUG .049 | 1 |
| 14 | 501710 | FL FT BLOCK P300 | 1 |
| 15 | 226091 | 1/4-20 x 5/8 BH C/S | 4 |
| 1-15 | 833011-833044 | FL FT ASSM P300 | |

NOTE: EXTENSION TUBES, ITEMS 10 AND 10A, ARE USED WITH REGULAR HANGERS AND "V" HANGERS.

SWING-AWAY FOOTPLATE (QUICKIE POWER RECLINE SYSTEM)



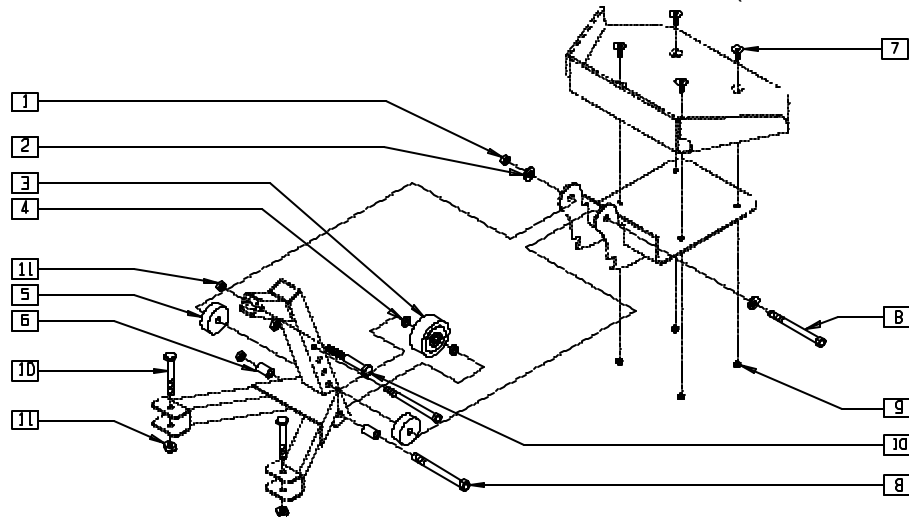
P200X69

| ITEM | NUMBER | DESCRIPTION | QTY |
|------|--------|-------------------------------|-----|
| 1 | 482703 | FL FT BUSHING P300 | 2 |
| 2 | 342042 | RING RETAINING SPIROLOX RS-87 | 2 |
| 3 | 483730 | FL FT PLATE STD R P300 | 1 |
| 3A | 483731 | FL FT PLATE STD L P300 | 1 |
| 3B | 483732 | FL FT PLATE LNG R P300 | 1 |
| 3C | 483733 | FL FT PLATE LNG L P300 | 1 |
| 4 | 483791 | BUSH TOP EXT TUBE P300 | 1 |
| 5 | 342011 | PLUG O-RING RUBBER FT REST | 1 |
| 6 | 262130 | 6mm WASHER WAVE | 1 |
| 7 | 234890 | M6-25 HEX C/S | 1 |

| ITEM | NUMBER | DESCRIPTION | QTY |
|------|---------------|-------------------------|-----|
| 8 | 521020 | FL FT EXT TUBE SHT P300 | 1 |
| 8A | 521022 | FL FT EXT TUBE STD P300 | 1 |
| 9 | 321703 | SPRING FL FT PLT P3 | 2 |
| 10 | 560762 | 3/4" INSERT PLUG .065 | 1 |
| 11 | 560768 | 7/8" INSERT PLUG .049 | 1 |
| 12 | 501710 | FL FT BLOCK P300 | 1 |
| 13 | 226091 | 1/4-20 x 5/8 BH C/S | 4 |
| 1-13 | 833016-833047 | F/PLT ASSM PRS (EA) | |

SOLID FLIP-UP FOOTREST (QUICKIE G-424)

(Discontinued 7/7/00 - parts only)



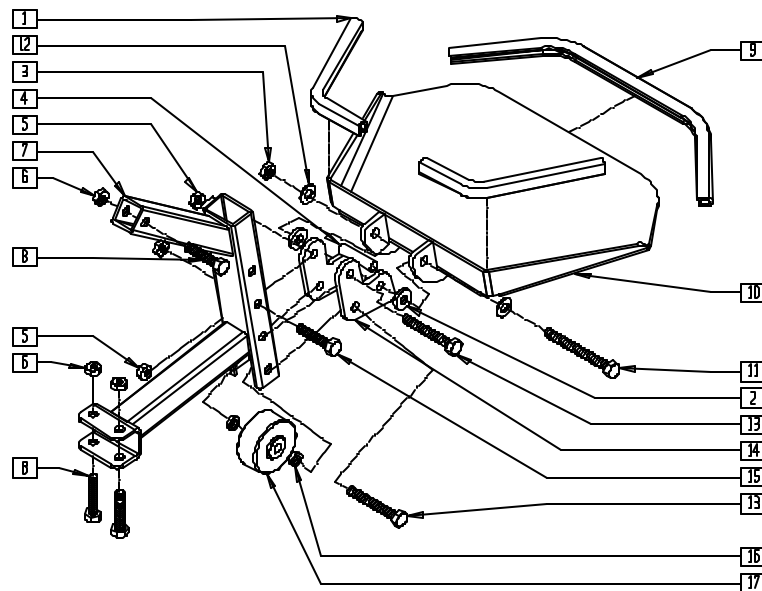
G4240X01

| ITEM | NUMBER | DESCRIPTION | QTY |
|------|--------|-------------------------------|-----|
| 1 | 202103 | 5/16-18 NYLOCK NUT THICK | 3 |
| 2 | 263100 | 5/16 AN WASHER FLAT | 2 |
| 3 | 400010 | WHEEL ONLY 2" x 7/8" ANTI TIP | 1 |
| 4 | 340132 | FT/RST ROLLER WHL SPACER G424 | 2 |
| 5 | 340131 | FT/RST PIVOT SPACER G424 | 2 |
| 6 | 340130 | FT/RST LANDING SPACER G424 | 4 |

| ITEM | NUMBER | DESCRIPTION | QTY |
|------|--------|--------------------------|-----|
| 7 | 226059 | 10-24 x 1/2 FH C/S | 4 |
| 8 | 222255 | 5/16-18 x 3 1/2 HEX C/S | 3 |
| 9 | 200109 | 10-24 SELF-CLINCHING NUT | 4 |
| 10 | 222110 | 5/16-24 x 1 3/4 HEX C/S | 3 |
| 11 | 202103 | 5/16-18 NYLOCK NUT THICK | 5 |

SOLID FLIP-UP FOOTREST (QUICKIE G-424)

(Effective 7/7/00)



G4240X34

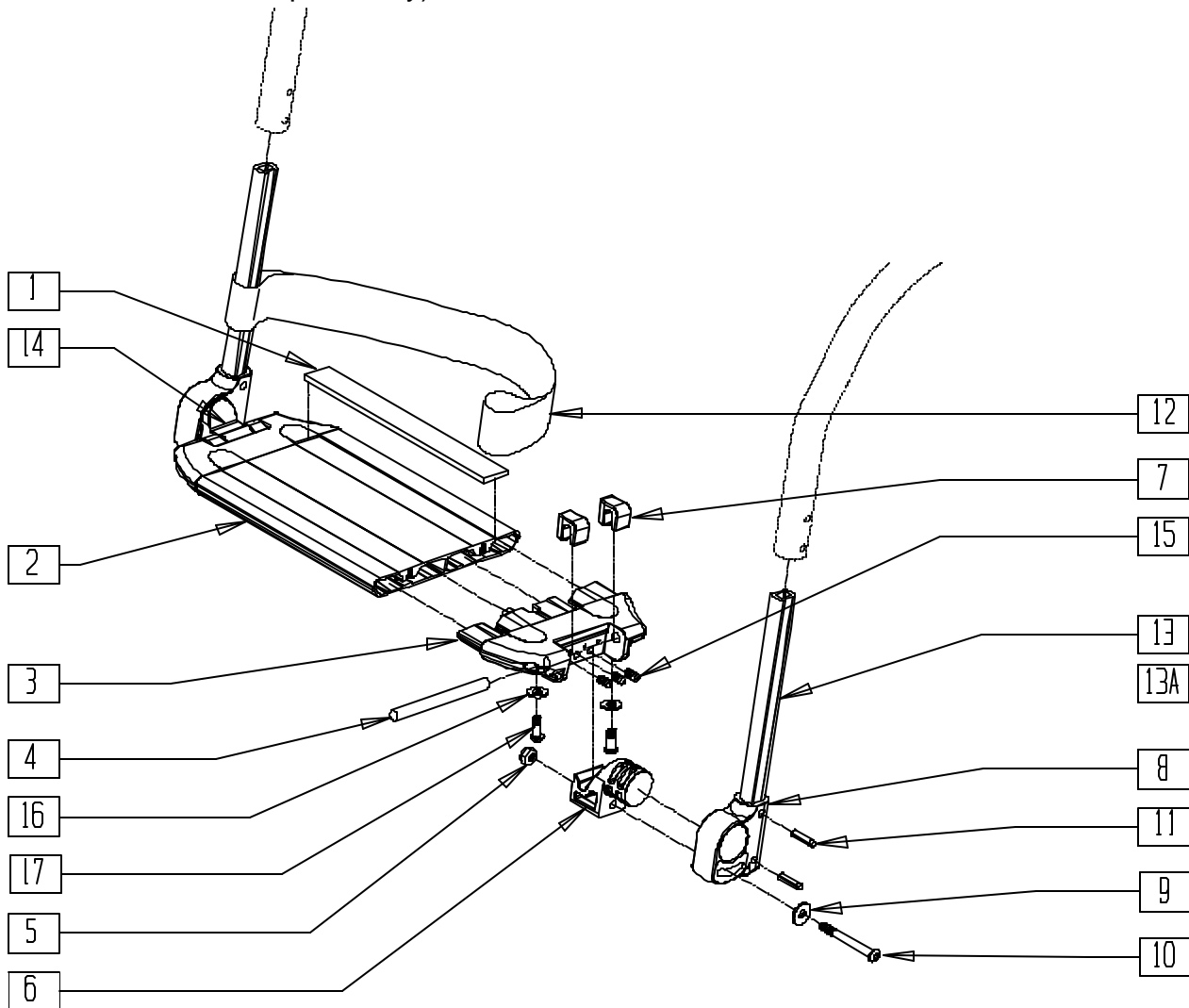
| ITEM | NUMBER | DESCRIPTION | QTY |
|------|--------|------------------------------|-----|
| 1 | 580002 | PUSH-ON GRIP 7.5" | 2 |
| 2 | 561059 | 3/4 OD x .318 ID WASHER | 2 |
| 3 | 202103 | 5/16-18 NYLOCK NUT THICK | 1 |
| 4 | 505806 | FOOTREST SPACER G424 | 1 |
| 5 | 202104 | 5/16-24 NYLOCK NUT | 2 |
| 6 | 202100 | 5/16-24 NYLOCK NUT THIN | 3 |
| 7 | 540095 | FOOTREST SUPPORT FRAME G424 | 1 |
| 8 | 222099 | 5/16-24 x 1 1/2 HEX C/S | 3 |
| 9 | 580003 | PUSH-ON GRIP 14.5" | 1 |
| 10 | 540059 | FOOTREST PLATE WELDMENT G424 | 1 |

| ITEM | NUMBER | DESCRIPTION | QTY |
|------|---------|--------------------------------|-----|
| 11 | 222192 | 5/16-18 x 3 HEX C/S | 1 |
| 12 | 263100 | 5/16 AN WASHER FLAT | 2 |
| 13 | 226293 | 5/16-24 x 2 1/4 HEX C/S | 2 |
| 14 | 500681 | FOOTREST PIVOT BRACKET G424 | 2 |
| 15 | 222190 | 5/16-24 x 2 HEX C/S | 1 |
| 16 | 340132 | FT/RST ROLLER WHL SPACER G424 | 2 |
| 17 | 400010 | WHEEL ONLY 2" x 7/8" ANTI TIP | 1 |
| 1-17 | 880064 | FOOTREST FLIP UP ASSM G424 | |
| | 921940* | G424 FOOTREST INSTALLATION KIT | |

* 921940 SHOULD BE ORDERED WHEN REPLACING SHROUD FOR CHAIRS PRIOR TO 7/7/00.

SOLID ONE PIECE FOOTPLATE (QUICKIE P-222)

(Discontinued 8/13/01 - parts only)



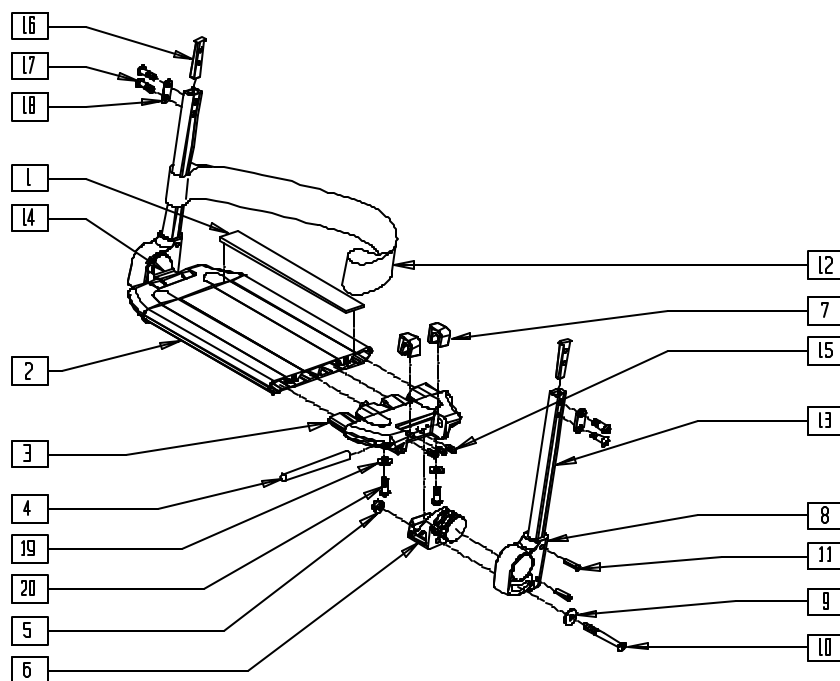
P2220X06

| ITEM | NUMBER | DESCRIPTION | QTY |
|------|----------------|--|-----|
| 1 | 360010 | FOOT BOARD SKID TAPE | 2 |
| 2 | 506200-506208 | PLATFORM FOOTREST P222 14"-24" WIDE | 1 |
| 3 | 560019, 560020 | FOOT BOARD HOLDER | 1 |
| 4 | 481283 | PIN 8mm x 10mm | 2 |
| 5 | 210001 | M6 NYLOCK NUT | 2 |
| 6 | 560022 | FOOT BOARD BEARING SUPPORT | 1 |
| 7 | 560021 | FOOT BOARD SHIM ALIGNMENT | |
| 8 | 560024 | FOOT YOKE | 2 |
| 9 | 250070 | M6 WASHER DIN 7349 | 2 |
| 10 | 210000 | M6 x 55 8.8 BUTTON HD CAP SCREW | 2 |
| 11 | 349583 | 6 x 25mm GROOVED PIN | 4 |
| 12 | 740130-740132 | LEG STRAP 10"-20" BLK | 1 |
| 13 | 550767 | PLATFORM FOOTREST EXT TUBE | 1 |
| 13A | 550769 | PLATFORM FOOTREST EXT TUBE MED | 1 |
| 14 | 560023 | FOOT BOARD BEARING SUPPORT | 1 |

| ITEM | NUMBER | DESCRIPTION | QTY |
|-----------------|---------------------------------------|--------------------------------------|-----|
| 15 | 230030 | M6 x 12 SET SCREW CUP POINT | 6 |
| 16 | 262100-OU | 1/4 AN WASHER FLAT | 4 |
| 17 | 230032 | M6 x 16 BH C/S | 4 |
| 8,11,13 | 921111 | FOOTREST EXT ASSM SHORT | |
| 8,11,13A | 921112 | FOOTREST EXT ASSM MEDIUM | |
| 1-7,9,10, 14-17 | 900190-900198, 900209-900212 | SLD 1-PC FOOTREST 14"-24" WIDE | |
| 1-17 | 921698-921700, 921709, 921721, 921723 | SLD 1PC FTRST 14"-24" W/ SH EXT STRT | |
| | 921699, 921710-921719, 921722 | SLD 1PC FTRST 14"-24" W MED EXT STRT | |

SOLID ONE PIECE FOOTPLATE (QUICKIE P-222)

(Effective 8/13/01)



P222X06A

| ITEM | NUMBER | DESCRIPTION | QTY |
|------|---------------|--------------------------------------|-----|
| 1 | 360010 | FOOT BOARD SKID TAPE | 2 |
| 2 | 506200-506208 | PLATFORM FOOTREST 14"W-24"W | 1 |
| 3 | 560019 | FOOT BOARD HOLDER R | 1 |
| | 560020 | FOOT BOARD HOLDER L | |
| 4 | 481283 | PIN 8MM x 100 MM | 2 |
| 5 | 210001 | M6 NYLOCK NUT THIN | 2 |
| 6 | 560022 | FOOT BOARD SUPPORT | 1 |
| 7 | 560021 | FOOT BOARD SHIM ALIGNMENT | 4 |
| 8 | 560024 | FOOT YOKE | 2 |
| 9 | 250070 | M6 WASHER | 2 |
| 10 | 210000 | M6 x 55 8.8 BUTTON HD. CAP SCRW | 2 |
| 11 | 349583 | 6 x 25MM GROOVED PIN | 4 |
| 12 | 740130-740132 | LEG STRAP BLK | 1 |
| 13 | 550831 | EXT TBE PLTFRM ONLY SHT | 1 |
| | 550832 | EXT TBE PLTFRM ONLY MED | |
| 14 | 560023 | FOOT BOARD BEARING SUPPORT | 1 |
| 15 | 230030 | M6 x 12 SET SCREW CUP POINT | 6 |
| 16 | 500078 | INSERT D2 EXT TUBE | 1 |
| 17 | 221102 | 1/4-28 x 3/4 HEX HEAD C/S BLK W/PTCH | 2 |

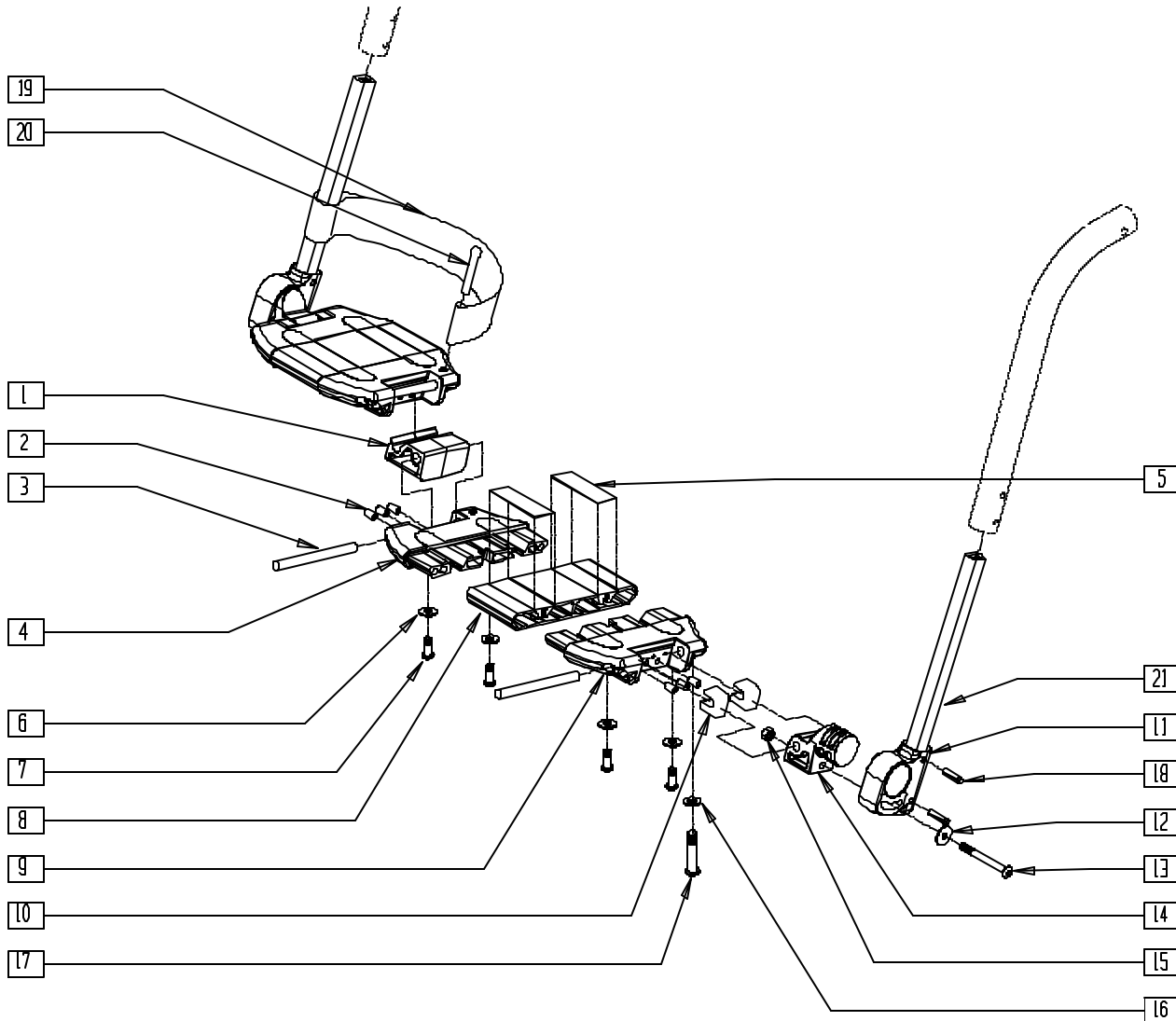
| ITEM | NUMBER | DESCRIPTION | QTY |
|----------------|---------------------------------------|--|-----|
| 18 | 483717 | HANGER SADDLE | 1 |
| 19 | 262100-QU | 1/4 AN WASHER FLAT | 4 |
| 20 | 230032 | M6 x 16 B/H CAP SCREW | 4 |
| 8,11,13,16-18 | 921748 | EXT TBE PLTFRM SHT ASSM PKCT | |
| | 921749 | EXT TBE PLTFRM MED ASSM PKCT | |
| 1-7,9,10,16-18 | 900190-900198 | SLD 1-PC FOOTREST 14"-24" WIDE (FIXED-TAPERED HANGER) | |
| | 900194-900197, 900209-900212 | SLD 1-PC FTRST 19"W-22"W STRT (FIXED-STRAIGHT HANGER/ 70° SWING-AWAY HANGER) | |
| | 921698-921700, 921709, 921721, 921723 | SLD 1PC FTRST 14"-24" W/SH EXT STRT | |
| | 921699, 921710-921719, 921722 | SLD 1PC FTRST 14"-24" W/MED EXT STRT | |

SOLID ONE PIECE FOOTPLATE REFERENCE GUIDE

| FIXED 80° TAPERED HANGER | | | | | | SWING-AWAY/FIXED 70° STRAIGHT HANGER | | | | | |
|--------------------------|---------------|------------------|--------------------|------------------------------|------------------------------|--------------------------------------|------------------|--------------------|------------------------------|------------------------------|-------------------------------|
| P222 WIDTH | FOOTPLATE P/N | FOOTPLATE LENGTH | FOOTPLATE ASSEMBLY | FOOTPLATE W/SHT EXT ASSEMBLY | FOOTPLATE W/MED EXT ASSEMBLY | FOOT PLATE P/N | FOOTPLATE LENGTH | FOOTPLATE ASSEMBLY | FOOTPLATE W/SHT EXT ASSEMBLY | FOOTPLATE W/MED EXT ASSEMBLY | FOOTPLATE W/LONG EXT ASSEMBLY |
| 14" | 506200 | 3.45" | 900190 | 921700 | 921710 | 506204 | 7.45" | 900194 | 921704 | 921714 | 921730 |
| 15" | 506201 | 4.45" | 900191 | 921701 | 921711 | 506205 | 8.45" | 900195 | 921705 | 921715 | 921731 |
| 16" | 506202 | 5.45" | 900192 | 921702 | 921712 | 506206 | 9.45" | 900196 | 921706 | 921716 | 921732 |
| 17" | 506203 | 6.45" | 900193 | 921703 | 921713 | 506196 | 10.45" | 900211 | 921721 | 921722 | 921733 |
| 18" | 506204 | 7.45" | 900194 | 921704 | 921714 | 506207 | 11.45" | 900197 | 921707 | 921717 | 921734 |
| 19" | 506205 | 8.45" | 900195 | 921705 | 921715 | 506198 | 12.45" | 900209 | 921698 | 921699 | 921735 |
| 20" | 506206 | 9.45" | 900196 | 921706 | 921716 | 506208 | 13.45" | 900198 | 921708 | 921718 | 921736 |
| 22" | 506207 | 11.45" | 900197 | 921707 | 921717 | 506197 | 15.45" | 900212 | 921723 | 921724 | 921737 |
| 24" | 506208 | 13.45" | 900198 | 921708 | 921718 | 506199 | 17.45" | 900210 | 921709 | 921719 | 921738 |

TWO PIECE LOCKING FOOTPLATE (QUICKIE P-222)

(Discontinued 8/13/01 - parts only)



P2220X16

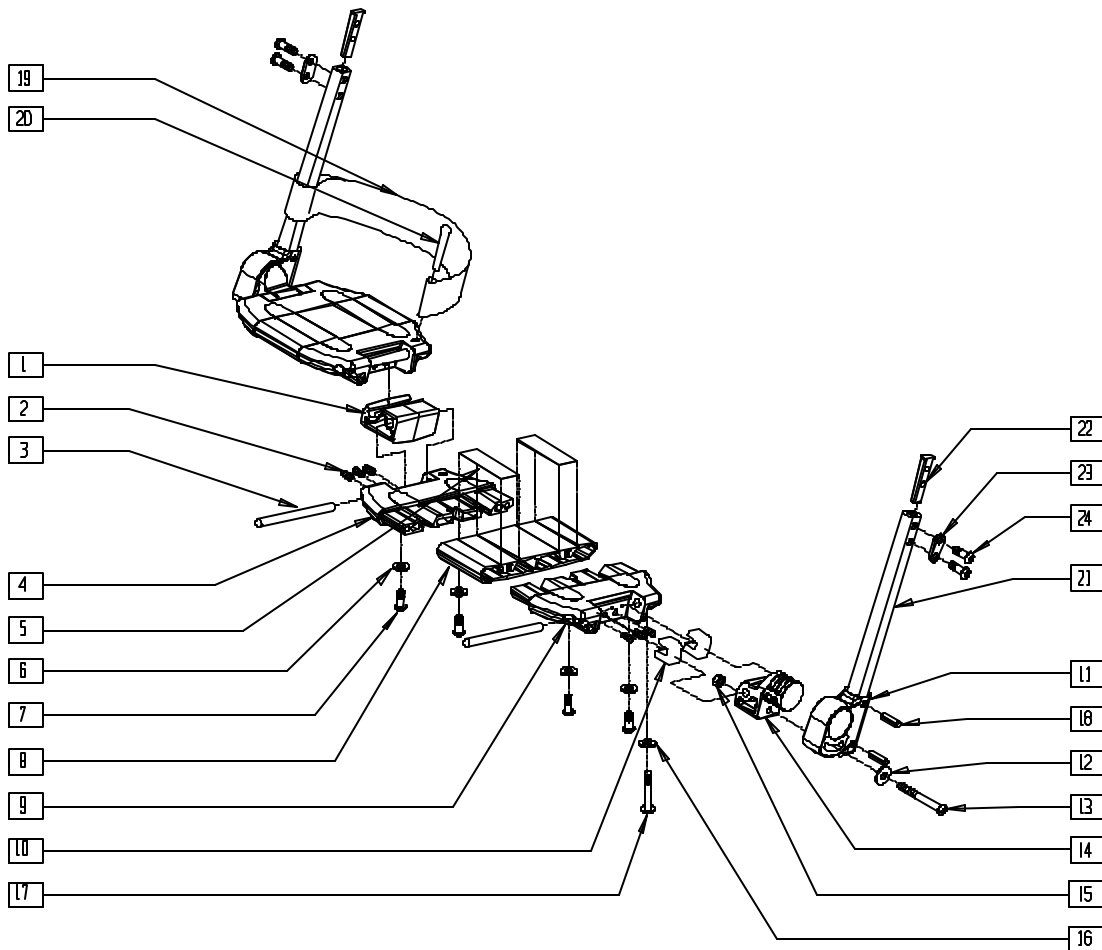
| ITEM | NUMBER | DESCRIPTION | QTY |
|------|-------------------|---------------------------------|-----|
| 1* | 560018 | FOOT BOARD PINNED SUPPORT | 1 |
| 2 | 230030 | M6 x 12 SET SCREW CUP POINT | 12 |
| 3 | 481283 | PIN 8mm x 10mm | 4 |
| 4 | 561575, 561576 | FOOTBOARD HOLDER W/HOLE | 1 |
| 5 | 360010 | FOOT BOARD SKID TAPE | 2 |
| 6 | 262100-QU | 1/4 AN WASHER FLAT | 4 |
| 7 | 230032 | M6 x 16 B/H CAP SCREW | 8 |
| 8 | 506230- 506237 | LOCKING FOOTPLATE 15W-24W | 1 |
| 9 | 560019, 560020 | FOOT BOARD HOLDER | 1 |
| 10 | 560021 | FOOT BOARD SHIM ALIGNMENT | 4 |
| 11 | 560024 | FOOT YOKE | 2 |
| 12 | 250070 | M6 WASHER | 2 |
| 13 | 210000 | M6 x 55 8.8 BUTTON HD CAP SCREW | 2 |
| 14 | 560023 | FOOT BOARD BEARING SUPPORT | 2 |

| ITEM | NUMBER | DESCRIPTION | QTY |
|----------------------|------------------------------|---|-----|
| 15 | 210001 | M6 NYLOCK NUT THIN | 2 |
| 16 | 262110-QU | 1/4 AN WASHER FLAT THIN | 2 |
| 17 | 221110 | 1/4-20 x 1 HEX C/S | 2 |
| 18 | 349583 | 6 x 25mm GROOVED PIN | 2 |
| 19 | 741151- 741153, 741253 | HEEL LOOP 14"-20" COMPOSITE/ 14"-15" ANGLE ADJUSTABLE/ HEEL LOOP ADLT ADJ FOOT PLATE 18"-20" | 1 |
| 20 | 561040 | HEEL LOOP PEG | 2 |
| 21 | 550772 | PLATFORM FOOTREST EXT TUBE LONG | 2 |
| 11,18,21 | 921113 | LOCKING FOOTREST EXT ASSM LONG | |
| 1-10,12-16, 19,20 | 820620- 820635 | LOCKING FOOTPLATE 15"-24"W (EA) | |
| | 921350- 921357 | LOCKING FOOTPLATE 15"-24"W (PR) | |
| 1-21 | 900172- 900179 | LOCKING FOOTPLATE 15"-24"W W/EXT ASSEMBLY | |

* ITEM 1 (560018) IS ONLY USED ON RIGHT SIDE ASSEMBLY.

TWO PIECE LOCKING FOOTPLATE (QUICKIE P-222)

(Effective 8/13/01)



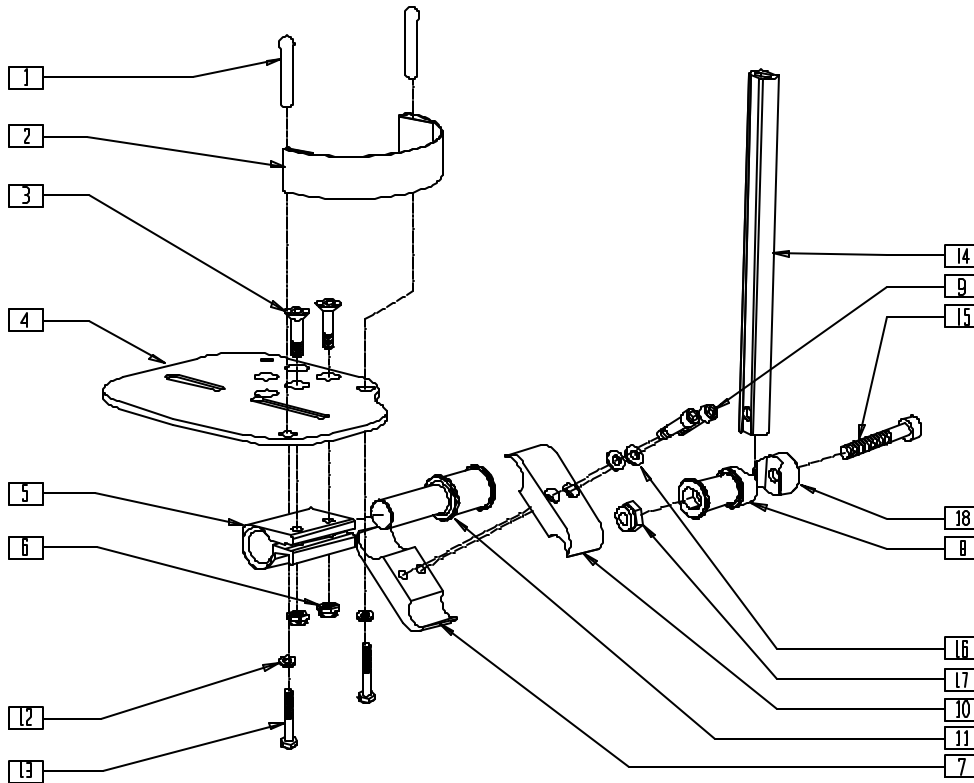
P222X16A

| ITEM | NUMBER | DESCRIPTION | QTY |
|------|-----------|--------------------------------|-----|
| 1 | 560018 | FOOT BOARD PINNED SUPPORT | 1 |
| 2 | 230030 | M6 x 12 SET SCREW CUP POINT | 12 |
| 3 | 481283 | PIN 8MM x 100 MM | 4 |
| 4 | 561575 | FOOTBOARD HOLDER LEFT W/HOLE | 1 |
| | 561576 | FOOTBOARD HOLDER RIGHT W/HOLE | |
| 5 | 360010 | FOOT BOARD SKID TAPE | 2 |
| 6 | 262100-OU | 1/4 AN WASHER FLAT | 4 |
| 7 | 230032 | M6 x 16 B/H CAP SCREW | 8 |
| 8 | 506230- | LOCKING FOOTPLATE 15W-24W | 1 |
| | 506237 | | |
| 9 | 560019 | FOOT BOARD HOLDER R | 1 |
| | 560020 | FOOT BOARD HOLDER L | |
| 10 | 560021 | FOOT BOARD SHIM ALIGNMENT | 4 |
| 11 | 560024 | FOOT YOKE | 2 |
| 12 | 250070 | M6 WASHER | 2 |
| 13 | 210000 | M6 x 55 8.8 BUTTON HD CAP SCRW | 2 |
| 14 | 560023 | FOOT BOARD BEARING SUPPORT | 2 |
| 15 | 210001 | M6 NYLOCK NUT THIN | 2 |
| 16 | 262110-OU | 1/4 AN WASHER FLAT THIN | 2 |
| 17 | 221110 | 1/4-20 x 1 HEX C/S | 2 |
| 18 | 349583 | 6 x 25MM GROOVED PIN | 2 |
| 19 | 741151- | HEEL LOOP | 1 |
| | 741153, | | |
| | 741253 | | |

| ITEM | NUMBER | DESCRIPTION | QTY |
|--------------------------|---------|---|-----|
| 20 | 561040 | HEEL LOOP PEG | 2 |
| | 550831 | EXT TBE PLTFRM ONLY SHT | |
| | 550832 | EXT TBE PLTFRM ONLY MED | |
| 21 | 550833 | EXT TBE PLTFRM ONLY LNG | 2 |
| | 500078 | INSERT D2 EXT TUBE | |
| 22 | 483717 | HANGER SADDLE | 1 |
| 24 | 221102 | 1/4-28 x 3/4 HEX HEAD C/S BLK W/PTCH | 2 |
| 11,18, 21-24 | 921748 | EXT TBE PLTFRM SHT ASSM PCKT | |
| | 921749 | EXT TBE PLTFRM MED ASSM PCKT | |
| | 921750 | EXT TBE PLTFRM LNG ASSM PCKT | |
| 1-10, 12-16, 19,20 | 820620- | LOCKING FOOTPLATE 15"W-24"W (EA) | |
| | 820635 | | |
| | 921350- | | |
| | 921357 | LOCKING FOOTPLATE 15"W-24"W (PR) | |
| | 900280- | LOCKING FOOTPLATE W/SHT EXT ASSM 15"W-24"W | |
| 900287 | | | |
| 1-24 | 900290- | LOCKING FOOTPLATE W/MED EXT ASSM 15"W-24"W | |
| | 900297 | | |
| | 900172- | | |
| | 900179 | | |
| | | LOCKING FOOTPLATE W/LNG EXT ASSM 15"W-24"W | |

MULTI-ADJUSTABLE FOOTPLATE (QUICKIE G-424/P-222/S-525/S-626/V-521)

(Discontinued 8/13/01 - parts only)



S6260X06

| ITEM | NUMBER | DESCRIPTION | QTY |
|------|-------------------|----------------------------------|-----|
| 1 | 561040 | HEEL LOOP PEG | 2 |
| 2 | 741150 | HEEL LOOP 12"-13" CMPST | 1 |
| | 741151 | HEEL LOOP 14"-20" MULTI-POSTION | |
| | 741131 | HEEL LOOP 16-17 MULTI PSTN | |
| | 741132 | HEEL LOOP 18-20 MULTI PSTN | |
| | 741153 | H/L 18-20 CMPST/14-15 ANG ADJ | |
| 3 | 226099 | 1/4-28 x 7/8 FH C/S | 2 |
| 4 | 500658- 500665 | ADULT ANGLE ADJ FOOTPLATE | 1 |
| 5 | 550350 | 3/4" CLAMP ADJ FOOTPLATE | 1 |
| 6 | 202300 | 1/4-28 NYLOCK NUT THIN BLK ZN | 2 |
| 7 | 550576 | CLAMP 2 1/4" THREADED BLK | 1 |
| 8 | 483278 | FOOTREST EXT PIVOT ADJ FOOTPLATE | 1 |
| 9 | 226112 | 1/4-28 x 1 SOC C/S BLK | 2 |
| 10 | 550477 | CLAMP 2 1/4" RECESS BLK | 1 |
| 11 | 483279 | FOOTPLATE PIVOT 1" CLAMP | 1 |
| 12 | 262110 | 1/4 AN WASHER FLAT THIN | 2 |
| 13 | 221110 | 1/4-20 x 1 HEX C/S | 2 |
| 14 | 550758 | EXTENSION TUBE MULT-ADJ FT/PLT | 1 |
| 15 | 222207 | 5/16-24 x 2 1/4 SH C/S BLK ZNC | 1 |

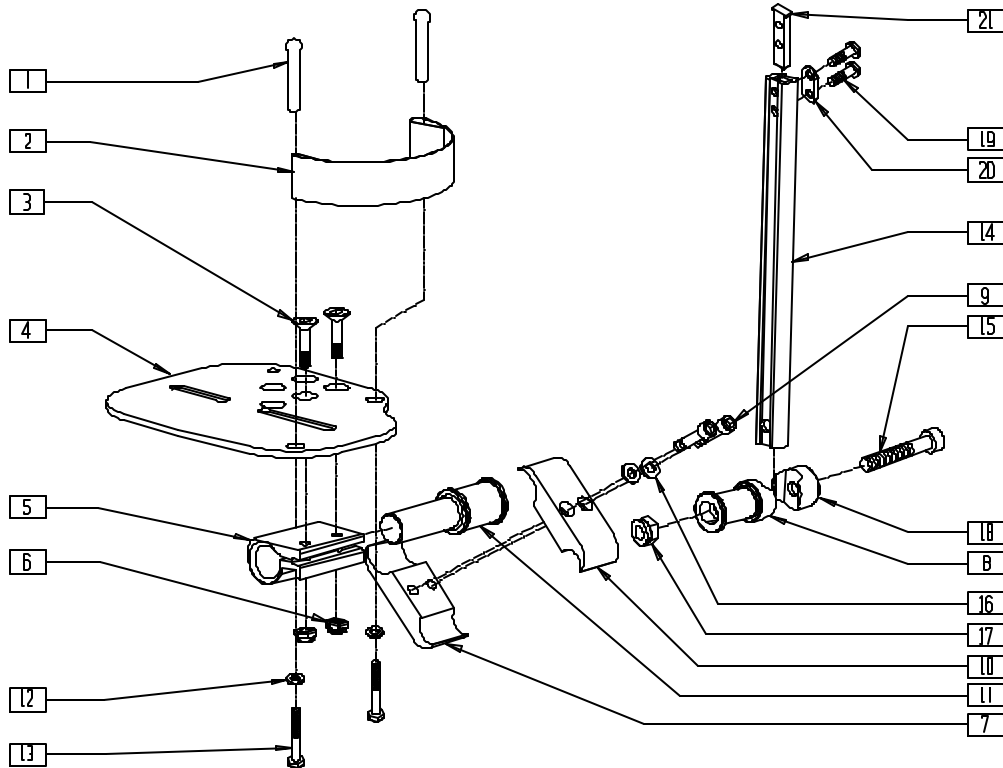
| ITEM | NUMBER | DESCRIPTION | QTY |
|----------------------|-------------------|--|-----|
| 16 | 262114 | 1/4 WASHER HI COLLAR LOCK ZN | 2 |
| 17 | 202111 | 5/16-24 NYLOCK NUT THICK BLK | 1 |
| 18 | 550786 | FOOTREST PIVOT CLAMP | 1 |
| 3,4,7,9, 10,11,16 | 820560- 820567 | MULTI-ADJUSTABLE FOOTPLATE (EA) | |
| 1-4,7, 9-13,16 | 820568- 820575 | MULTI-ADJ F/PLT STR W/HL (EA) | |
| 3,4,7,9, 10,11,16 | 820576- 820587 | MULTI-ADJ F/PLT FLR (EA) (S-626) | |
| 3,4,7,9 10,11,16 | 921560- 921563 | MULTI-ADJUSTABLE FOOTPLATE ASSM (PR) | |
| 1-4,7, 9-13,16 | 921564- 921567 | MULTI- ADJ F/P ASM STR W/HL (PR) | |
| 3,4,7,9, 10,11,16 | 921568- 921570 | MULTI-ADJ F/PLT ASSM FLRD (PR) (S-626) | |
| 1-4,7, 9-13,16 | 921571- 921573 | MULTI-ADJ F/P ASM FLR W/HL (PR) (S-626) | |
| 8,14,15 17,18 | 881980 | MULT-ADJ FTPLT REG EXT TBE ASM | |

MULTI-POSITION FOOTPLATE REFERENCE GUIDE

| | 14" | 15" | 16" | 17" | 18" | 19" | 20" |
|------------------|-------------------|-------------------|-------------------|-------------------|-------------------|-------------------|-------------------|
| Footplate P/N | 500660, 500661 | 500660, 500661 | 500662, 500663 | 500662, 500663 | 500664, 500665 | 500664, 500665 | 500664, 500665 |

MULTI-ADJUSTABLE FOOTPLATE (QUICKIE G-424/P-222/S-525/S-626/V-521)

(Effective 8/13/01)



PFT0X02

| ITEM | NUMBER | DESCRIPTION | QTY |
|--------|-----------------------------|--------------------------------|-----|
| 1 | 561040 | HEEL LOOP PEG | 2 |
| 2 | 741130 | HEEL LOOP 14-15 MULTI PSTN | 1 |
| | 741131 | HEEL LOOP 16-17 MULTI PSTN | |
| | 741132 | HEEL LOOP 18-20 MULTI PSTN | |
| | 741151 | HEEL LOOP 14-15 CMPST | |
| | 741170 | HEEL LOOP P300 | |
| 3 | 226099 | 1/4-28 x 7/8 FH C/S | 2 |
| 4 | 500658- 500665 | ADLT ANGL ADJ F/PLT (EA) | 1 |
| 5 | 550350 | 3/4" CLMP ADJ FT PLT | 1 |
| 6 | 201100-QU | 1/4-28 NYLOCK NUT THIN | 2 |
| 7 | 550576 | CLAMP 2 1/4" THREADED BLK | 1 |
| 8 | 483278 | FOOTREST EXT PIVOT ADJ FT/PLT | 1 |
| 9 | 226112 | 1/4-28 x 1 SOC C/S BLK | 2 |
| 10 | 550477 | CLAMP 2 1/4" RECESS BLK | 1 |
| 11 | 483279 | FOOTPLATE PIVOT 1" CLAMP | 1 |
| 12 | 262110-QU | 1/4 AN WASHER FLAT THIN | 2 |
| 13 | 221110 | 1/4-20 x 1 HEX C/S | 2 |
| | 550823 | EXT TBE MULTI-ADJ ONLY SHORT | 1 |
| 550824 | EXT TBE MULTI-ADJ ONLY LONG | | |
| 15 | 222207 | 5/16-24 x 2 1/4 SH C/S BLK ZNC | 1 |
| 16 | 262114 | 1/4 WASHER HI COLLAR LOCK ZN | 2 |
| 17 | 202111 | 5/16-24 NYLOCK NUT THICK BLK | 1 |

| ITEM | NUMBER | DESCRIPTION | QTY |
|-------------------|-------------------|--|-----|
| 18 | 550786 | FOOTREST PIVOT CLAMP | 2 |
| 19 | 221102 | 1/4-28 x 3/4 HEX HEAD C/S BLK W/PTCH | 2 |
| 20 | 483717 | HANGER SADDLE | 1 |
| 21 | 500078 | INSERT D2 EXT TUBE | 1 |
| 3-7, 9-11,16 | 820560- 820567 | MULTI ADJ FOOTPLATE STR (EA) | |
| 1-7, 9-13,16 | 820568- 820575 | MULTI ADJ FOOTPLATE STR W/HL (EA) | |
| 3,4,7, 9-11,16 | 820576- 820581 | MULTI ADJ FOOTPLATE FLR (EA) (S626) | |
| 1-7, 9-13,16 | 820582- 820587 | MLT ADJ F/PLT FLR W/HL (EA) (S626) | |
| 3-7, 9-11,16 | 921560- 921563 | MULTI ADJ FOOTPLATE ASSM STR (PR) | |
| 1-7, 9-13,16 | 921564- 921567 | MULTI ADJ FOOTPLATE ASSM STR W/HL (PR) | |
| 3-7, 9-11,16 | 921568- 921570 | MULTI ADJ FOOTPLATE ASSM FLR (PR) (S626) | |
| 1-7, 9-13,16 | 921571- 921573 | MULTI ADJ FOOTPLATE ASSM FLR W/HL (PR) (S626) | |
| 8,14,15, 17-21 | 921740 | EXT TB MULTI-ADJ SHT ASSM PCKT | |
| | 921741 | EXT TB MULTI-ADJ LNG ASSM PCKT | |

MULTI-POSITION FOOTPLATE REFERENCE GUIDE

| | 14" | 15" | 16" | 17" | 18" | 19" | 20" |
|------------------|-------------------|-------------------|-------------------|-------------------|-------------------|-------------------|-------------------|
| Footplate P/N | 500660, 500661 | 500660, 500661 | 500662, 500663 | 500662, 500663 | 500664, 500665 | 500664, 500665 | 500664, 500665 |

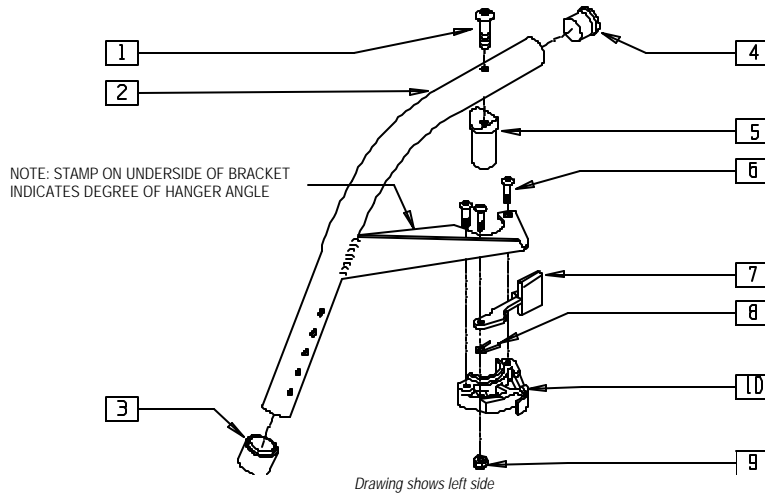
Front Frame Hangers

IN THIS SECTION

| | | | |
|---|-------|--|-------|
| 60° Swing-away Hanger (Quickie P100/P110, Zippie P500) (Disc.)..... | 10.1 | 70° Front Frame Hanger (Quickie G-424/P-222/S-525/S-626/V-521)..... | 10.11 |
| 60° Swing-away Hanger (Quickie P100/P110, Zippie P500) (Disc.)..... | 10.1 | Fixed-straight Hanger (Quickie P-222) (Disc.)..... | 10.12 |
| 60° Swing-away Hanger (Quickie P110/V100[P100]/Z500[Zippie P500]) | 10.2 | Fixed-straight Hanger (Quickie P-222) | 10.13 |
| 60° Swing-away Hanger (Quickie V-121[P120])..... | 10.2 | Fixed-tapered Hanger (Quickie P-222) (Disc.) | 10.14 |
| 70° Swing-away Hanger (Quickie P100/P110/P320, Zippie P500) (Disc.)..... | 10.3 | Fixed-tapered Hanger (Quickie P-222) | 10.15 |
| 70° Swing-away Hanger (Quickie P110/ V100[P100]/Z500[Zippie P500]) (Disc.)..... | 10.3 | Elevating Legrest (Quickie P100/P110, Zippie P500) (Disc.)..... | 10.16 |
| 70° Swing-away Hanger (Quickie P110/ V100[P100]/Z500[Zippie P500]) | 10.4 | ELR Trough Calf Pad (Quickie P100/P110, Zippie P500) (Disc.)..... | 10.17 |
| 70° “V” Swing-away Hanger (Quickie P100/P110) (Disc.) | 10.4 | Elevating Legrest (Quickie P110/V100[P100] V-121[P120]/Z500[Zippie P500]) | 10.18 |
| 70° “V” Swing-away Hanger (Quickie P110/V100[P100]/Z500[Zippie P500]) (Disc.)..... | 10.5 | ELR Calf Pad (14”/15”) (Quickie P110/ V100[P100]/V-121[P120]/Z500[Zippie P500])..... | 10.19 |
| 70° “V” Swing-away Hanger (Quickie P110/ V100[P100]/Z500[Zippie P500]) | 10.5 | ELR Calf Pad (16”-20”) (Quickie P110/ V100[P100]/V-121[P120]/Z500[Zippie P500])..... | 10.19 |
| 90° Swing-away Hanger (Quickie G-424/P-222/S-525/S-626/V-521) | 10.6 | Elevating Legrest (Quickie P190/P200/P300/P320)..... | 10.20 |
| 90° Swing-away Hanger (Quickie P110/V100[P100]/Z500[Zippie P500]) | 10.6 | Elevating Legrest Reference Guide..... | 10.20 |
| 90° Swing-away Hanger (Quickie V-121)..... | 10.7 | Power Chair Elevating Legrest (Quickie G-424/P-222/S-525/S-626/V-521) | 10.21 |
| Footrest Extension Tube (Quickie Z500[Zippie P500])..... | 10.7 | Power Elevating Legrest (Quickie P210) | 10.22 |
| Swing-away Hanger (Quickie P190/P200/P210/P300/P320) | 10.8 | ELR Trough Calf Pad (Quickie P190/P200/P300/P320)..... | 10.22 |
| Swing-away Hanger (Quickie P-222) | 10.8 | Articulating Legrest Assembly (Quickie P110/ V100[P100]/V-121/Z500[Zippie P500]) | 10.23 |
| Swing-away Hanger (Quickie P300) (Disc.) | 10.9 | Articulating Legrest Assembly (Quickie P300) (Disc.)..... | 10.24 |
| Swing-away “V” Hanger (Quickie P300) (Disc.) | 10.9 | Articulating Legrest Pad Assembly (Quickie P110/P300/V100[P100]/V-121/ Z500[Zippie P500], Power Recline System)..... | 10.25 |
| 70° Front Frame Hanger (Quickie G-424/P-222/S-525/S-626/V-521) (Disc.) | 10.10 | Kids Articulating Legrest Pad Assembly (Quickie Z500[Zippie P500]) | 10.25 |

60° SWING-AWAY HANGER (QUICKIE P100/P110, ZIPPIE P500)

(Discontinued 10/23/99 - parts only)



P100X02

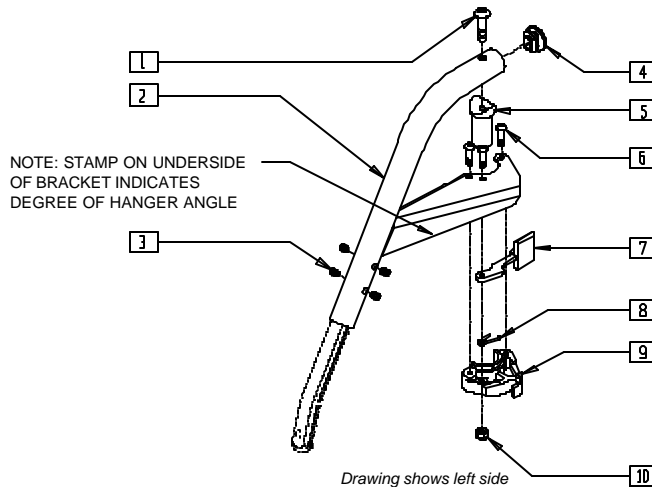
| ITEM | NUMBER | DESCRIPTION | QTY |
|------|-------------------|---|-----|
| 1 | 226198 | 5/16-18 x 2 BH C/S SHT THREAD | 1 |
| 2 | 505050, 505052 | S/A HANGER ONLY 60° (EA) (SPECIFY COLOR) | 1 |
| 3 | 561082 | 1" TUBE END BUSHING THIN | 1 |
| 4 | 561002 | 1" INSERT PLUG .083 | 1 |
| 5 | 561074 | PIVOT SADDLE PLASTIC .125 | 1 |
| 1,5 | 880545 | PIVOT SADDLE .125 W/SCREW | |
| 6 | 226010 | 10-24 x .725 BH C/S | 3 |
| 7 | 561079 | S/A LATCH LEVER | 1 |

NOTE: THERE IS AN UPCHARGE FOR CUSTOM COLOR PARTS. PLEASE SEE PRICE LIST FOR COST.

| ITEM | NUMBER | DESCRIPTION | QTY |
|------|-------------------|---|-----|
| 8 | 321136, 321137 | S/A SPRING (EA) | 1 |
| 9 | 200107 | 10-24 NYLOCK NUT THIN (SPARES) | 3 |
| 9,10 | 561076, 561078 | S/A LATCH BLOCK (EA) | |
| 6-10 | 880730, 880731 | S/A LATCH KIT (EA) | |
| 1-10 | 641150, 641170 | HANGER 60° PNTD S/A (EA) (SPECIFY COLOR) | |

60° SWING-AWAY HANGER (QUICKIE P100/P110, ZIPPIE P500)

(Effective 10/23/99) (Discontinued 8/13/01 - parts only)

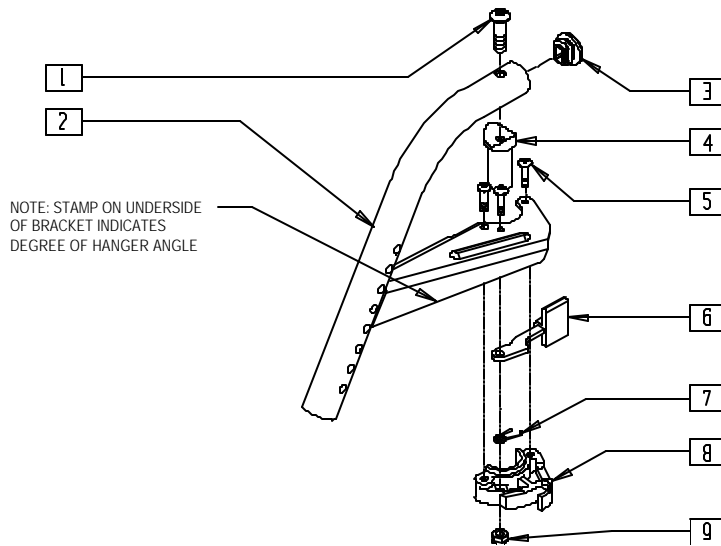


Q220X08

| ITEM | NUMBER | DESCRIPTION | QTY |
|------|-------------------|---------------------------------|-----|
| 1 | 226198 | 5/16-18 x 2 BH C/S SHT THREAD | 1 |
| 2 | 504960, 504961 | S/A HANGER ONLY 60° | 1 |
| 3 | 225112 | 1/4-20 x 1/4 SS KNRLD CP W/PTCH | 4 |
| 4 | 561378 | END PLUG DBL "D" S525 | 1 |
| 5 | 561074 | PIVOT SADDLE PLASTIC .125 | 1 |
| 6 | 226057 | 10/24 x .725 BTTN HD SOC BZ | 3 |
| 7 | 561079 | S/A LATCH LEVER | 1 |

| ITEM | NUMBER | DESCRIPTION | QTY |
|------|-------------------|--------------------------------|-----|
| 8 | 321136, 321137 | S/A SPRING (EA) | 1 |
| 10 | 200107 | 10-24 NYLOCK NUT THIN (SPARES) | 3 |
| 9,10 | 561076- 561078 | S/A LATCH BLOCK (EA) | |
| 6-10 | 880730, 880731 | S/A LATCH KIT (EA) | |
| 1-10 | 641160, 641161 | HANGER 60° D2 PAINTED S/A (EA) | |

60° SWING-AWAY HANGER (QUICKIE P110/V100[P100]/Z500[ZIPPIE P500]) (Effective 8/13/01)

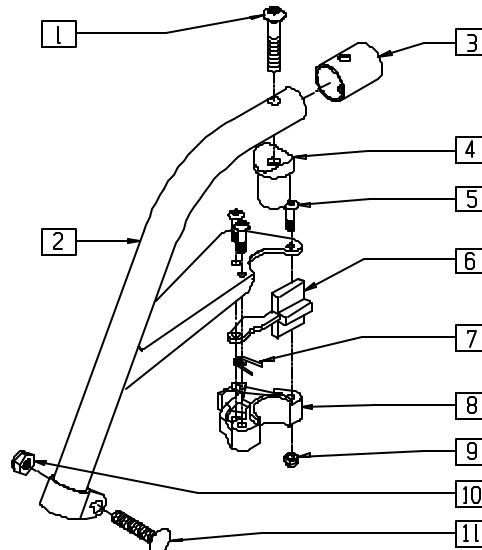


PHGROX03

| ITEM | NUMBER | DESCRIPTION | QTY |
|------|--------|-----------------------------|-----|
| 1 | 226217 | 5/16-18 x 2" BH C/S BLK | 1 |
| 2 | 504942 | S/A HANGER ONLY R 60° D2 | 1 |
| | 504943 | S/A HANGER ONLY L 60° D2 | |
| 3 | 561378 | END PLUG DBL "D" S525 | 1 |
| 4 | 561074 | PIVOT SADDLE PLASTIC .125 | 1 |
| 5 | 226057 | 10/24 x .725 BTTN HD SOC BZ | 3 |
| 6 | 561079 | S/A LATCH LEVER | 1 |
| 7 | 321136 | S/A SPRING L | 1 |
| | 321137 | S/A SPRING R | |

| ITEM | NUMBER | DESCRIPTION | QTY |
|------|--------|-----------------------------|-----|
| 8,9 | 561076 | S/A LATCH BLOCK R | |
| | 561078 | S/A LATCH BLOCK L | |
| 9 | 200107 | 10-24 NYLOCK NUT THIN | 3 |
| 5-9 | 880730 | S/A LATCH KIT RIGHT | |
| | 880731 | S/A LATCH KIT LEFT | |
| 1-9 | 641500 | HANGER 60° R D2 PNTD S/A BT | |
| | 641501 | HANGER 60° L D2 PNTD S/A BT | |

60° SWING-AWAY HANGER (QUICKIE V-121[P120])



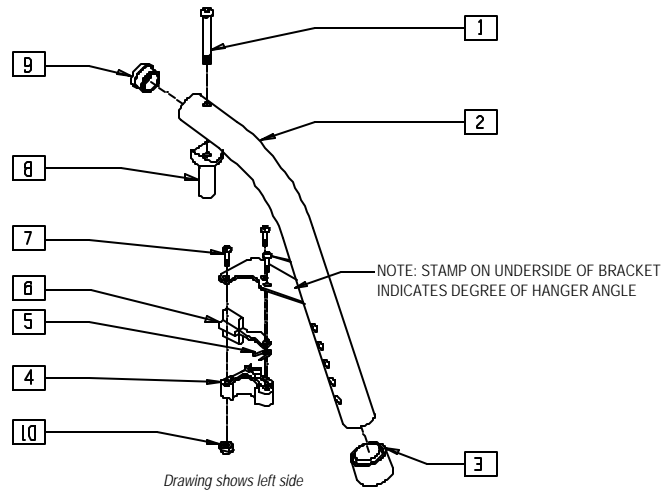
P9000X28

| ITEM | NUMBER | DESCRIPTION | QTY |
|------|-------------------|-------------------------------|-----|
| 1 | 226198 | 5/16-18 x 2 HB C/S SHT THREAD | 1 |
| 2 | 505752, 505753 | HANGER ONLY P120 (EA) | 1 |
| 3 | 560769 | HANGER TUBE END CAP | 1 |
| 4 | 561074 | PIVOT SADDLE PLASTIC .125 | 1 |
| 5 | 226011 | 10-24 x .665 BH C/S | 3 |
| 6 | 561079 | S/A LATCH LEVER | 1 |

| ITEM | NUMBER | DESCRIPTION | QTY |
|------|-------------------|-------------------------------|-----|
| 7 | 321136, 321137 | S/A SPRING (EA) | 1 |
| 8,9 | 561076, 561078 | S/A LATCH BLOCK (EA) | |
| 9 | 200107 | 10-24 NYLOCK NUT THIN | 3 |
| 10 | 202102 | 5/16-18 NYLOCK NUT THIN | 1 |
| 11 | 226205 | 5/16-18 x 1-1/4" CARR BOLT | 1 |
| 1-11 | 641490, 641491 | HANGER 60° PNTD S/A P120 (EA) | |

70° SWING-AWAY HANGER (QUICKIE P100/P110/P320, ZIPPIE P500)

(Discontinued 10/23/99)



P100X03

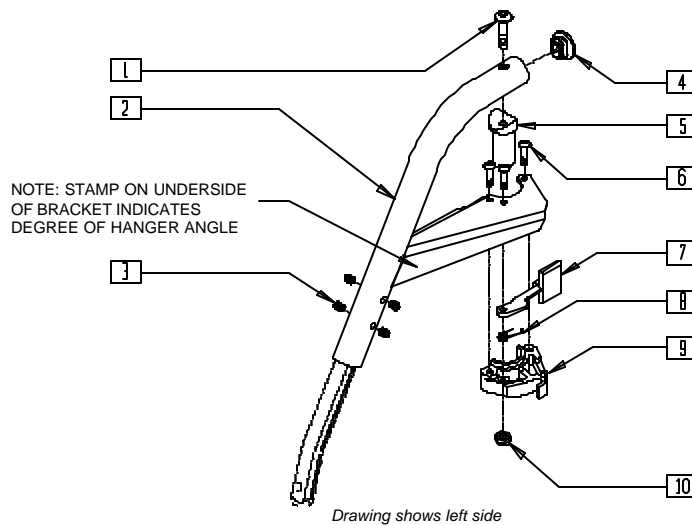
| ITEM | NUMBER | DESCRIPTION | QTY |
|------|-------------------|---|-----|
| 1 | 226198 | 5/16-18 x 2 BH C/S SHT THREAD | 1 |
| 2 | 505041, 505042 | S/A HANGER ONLY 70° (EA) (SPECIFY COLOR) | 1 |
| 3 | 561082 | 1" TUBE END BUSHING THIN | 1 |
| 4,10 | 561076, 561078 | S/A LATCH BLOCK (EA) | |
| 5 | 321136, 321137 | S/A SPRING (EA) | 1 |
| 6 | 561079 | S/A LATCH LEVER | 1 |

| ITEM | NUMBER | DESCRIPTION | QTY |
|--------|-------------------|---|-----|
| 7 | 226010 | 10-24 x .725 BH C/S | 3 |
| 8 | 561074 | PIVOT SADDLE PLASTIC .125 | 1 |
| 1,8 | 880545 | PIVOT SADDLE .125 W/SCREW | |
| 9 | 561002 | 1" INSERT PLUG .083 | 1 |
| 10 | 200107 | 10-24 NYLOCK NUT THIN (SPARES) | 3 |
| 4-7,10 | 880730, 880731 | S/A LATCH KIT (EA) | |
| 1-10 | 641180, 641182 | HANGER 70° PNTD S/A (EA) (SPECIFY COLOR) | |

NOTE: THERE IS AN UPCHARGE FOR CUSTOM COLOR PARTS. PLEASE SEE PRICE LIST FOR COST.

70° SWING-AWAY HANGER (P110/V100[P100]/Z500[ZIPPIE P500])

(Effective 10/23/99) (Discontinued 8/13/01 - parts only)



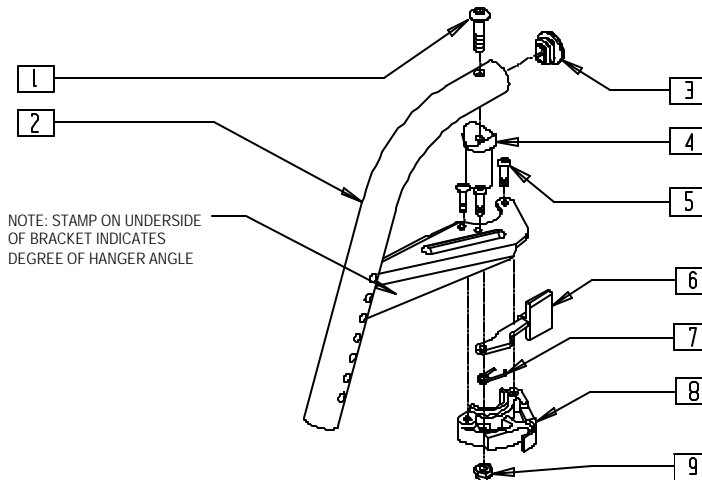
Q220X09

| ITEM | NUMBER | DESCRIPTION | QTY |
|------|-------------------|---------------------------------|-----|
| 1 | 226198 | 5/16-18 x 2 BH C/S SHT THREAD | 1 |
| 2 | 504962, 504963 | S/A HANGER ONLY 70° D2 (EA) | 1 |
| 3 | 225112 | 1/4-20 x 1/4 SS KNRLD CP W/PTCH | 4 |
| 4 | 561378 | END PLUG DBL "D" S525 | 1 |
| 5 | 561074 | PIVOT SADDLE PLASTIC | 1 |
| 6 | 226057 | 10-24 x .725 BH C/S | 3 |
| 7 | 561079 | S/A LATCH LEVER | 1 |

| ITEM | NUMBER | DESCRIPTION | QTY |
|------|-------------------|--------------------------------|-----|
| 8 | 321136, 321137 | S/A SPRING (EA) | 1 |
| 10 | 200107 | 10-24 NYLOCK NUT THIN (SPARES) | 3 |
| 9,10 | 561076, 561078 | S/A LATCH BLOCK (EA) | |
| 6-10 | 880730, 880731 | S/A LATCH KIT (EA) | |
| 1-10 | 641162, 641163 | HANGER 70° D2 PAINTED S/A (EA) | |

70° SWING-AWAY HANGER (QUICKIE P110/V100[P100]/Z500[ZIPPIE P500])

(Effective 8/13/01)



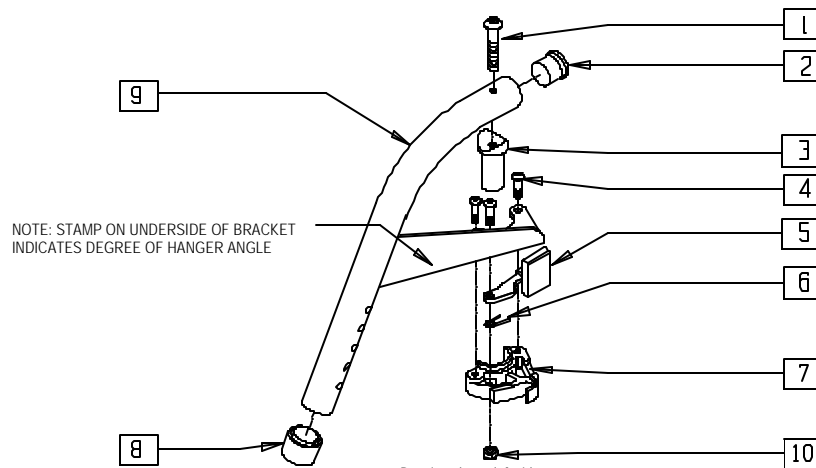
PHGR0X04

| ITEM | NUMBER | DESCRIPTION | QTY |
|------|--------|-----------------------------|-----|
| 1 | 226217 | 5/16-18 x 2" BH C/S BLK | 1 |
| 2 | 504944 | S/A HANGER ONLY R 70° D2 | 1 |
| | 504945 | S/A HANGER ONLY L 70° D2 | |
| 3 | 561378 | END PLUG DBL "D" S525 | 1 |
| 4 | 561074 | PIVOT SADDLE PLASTIC .125 | 1 |
| 5 | 226057 | 10/24 x .725 BTTN HD SOC BZ | 3 |
| 6 | 561079 | S/A LATCH LEVER | 1 |
| | 321136 | S/A SPRING L | |
| 7 | 321137 | S/A SPRING R | 1 |

| ITEM | NUMBER | DESCRIPTION | QTY |
|------|--------|-----------------------------|-----|
| 8,9 | 561076 | S/A LATCH BLOCK R | |
| | 561078 | S/A LATCH BLOCK L | |
| 9 | 200107 | 10-24 NYLOCK NUT THIN | 3 |
| 5-9 | 880730 | S/A LATCH KIT RIGHT | |
| | 880731 | S/A LATCH KIT LEFT | |
| 1-9 | 641502 | HANGER 70° R D2 PNTD S/A BT | |
| | 641503 | HANGER 70° L D2 PNTD S/A BT | |

70° "V" SWING-AWAY HANGER (QUICKIE P100/P110)

(Discontinued 10/23/99)



FT0X028B

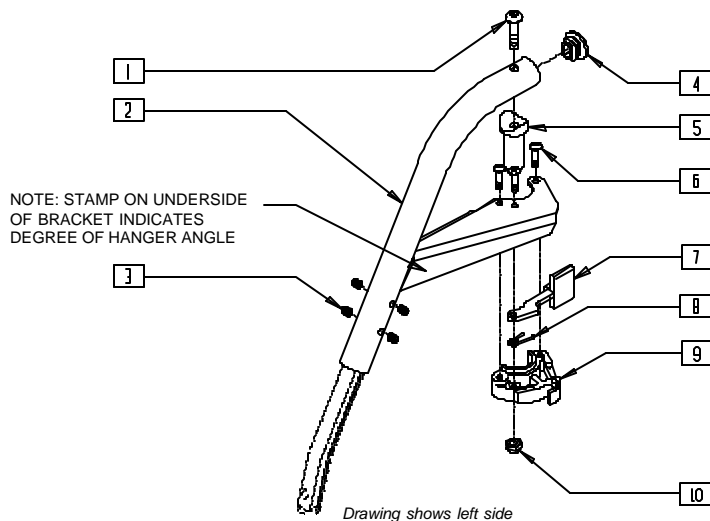
| ITEM | NUMBER | DESCRIPTION | QTY |
|------|---------|-------------------------------|-----|
| 1 | 226198 | 5/16-18 x 2 BH C/S SHT THREAD | 1 |
| 2 | 561002 | 1" INSERT PLUG .083 | 1 |
| 3 | 561074 | PIVOT SADDLE PLASTIC .125 | 1 |
| 1-3 | 880545 | PIVOT SADDLE .125 W/SCREW | |
| 4 | 226010 | 10-24 x .725 BH C/S | 3 |
| 5 | 561079 | S/A LATCH LEVER | 1 |
| 6 | 321136, | S/A SPRING (EA) | 1 |
| | 321137 | | |
| 7,10 | 561076, | S/A LATCH BLOCK (EA) | 1 |
| | 561078 | | |

| ITEM | NUMBER | DESCRIPTION | QTY |
|--------|---------|---|-----|
| 8 | 561082 | 1" TUBE END BUSHING THIN | 1 |
| 9 | 505051, | S/A HANGER ONLY "V" 70° (EA) (SPECIFY COLOR) | 1 |
| | 505053 | | |
| 10 | 200107 | 10-24 NYLOCK NUT THIN (SPARES) | 3 |
| 4-7,10 | 880730, | S/A LATCH KIT (EA) | |
| | 880731 | | |
| 1-10 | 641183, | HANGER 70° "V" PNTD S/A (EA) (SPECIFY COLOR) | |
| | 641184 | | |

NOTE: THERE IS AN UPCHARGE FOR CUSTOM COLOR PARTS. PLEASE SEE PRICE LIST FOR COST.

70° "V" SWING-AWAY HANGER (P110/V100[P100]/Z500[ZIPPIE P500])

(Effective 10/23/99) (Discontinued 8/13/01 - parts only)



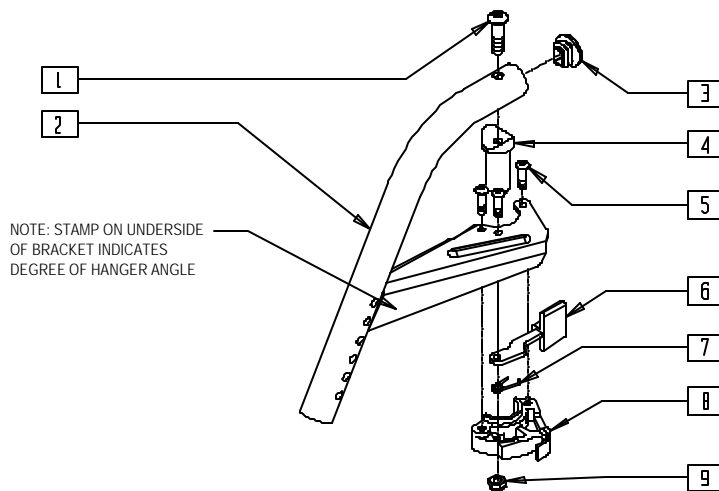
Q220X10

| ITEM | NUMBER | DESCRIPTION | QTY |
|------|-------------------|---------------------------------|-----|
| 1 | 226198 | 5/16-18 x 2 BH C/S SHT THREAD | 1 |
| 2 | 504964, 504965 | S/A HANGER ONLY 70° "V" D2 (EA) | 1 |
| 3 | 225112 | 1/4-20 x 1/4 SS KNRLD CP W/PTCH | 4 |
| 4 | 561378 | END PLUG DBL "D" S525 | 1 |
| 5 | 561074 | PIVOT SADDLE PLASTIC .125 | 1 |
| 6 | 226057 | 10/24 x .725 BTTN HD SOC BZ | 3 |
| 7 | 561079 | S/A LATCH LEVER | 1 |

| ITEM | NUMBER | DESCRIPTION | QTY |
|------|-------------------|------------------------------------|-----|
| 8 | 321136, 321137 | S/A SPRING (EA) | 1 |
| 10 | 200107 | 10-24 NYLOCK NUT THIN (SPARES) | 3 |
| 9,10 | 561076, 561078 | S/A LATCH BLOCK (EA) | |
| 6-10 | 880730, 880731 | S/A LATCH KIT (EA) | |
| 1-10 | 641164, 641165 | HANGER 70° "V" D2 PAINTED S/A (EA) | |

70° "V" SWING-AWAY HANGER (QUICKIE P110/V100[P100]/Z500[ZIPPIE P500])

(Effective 8/13/01)



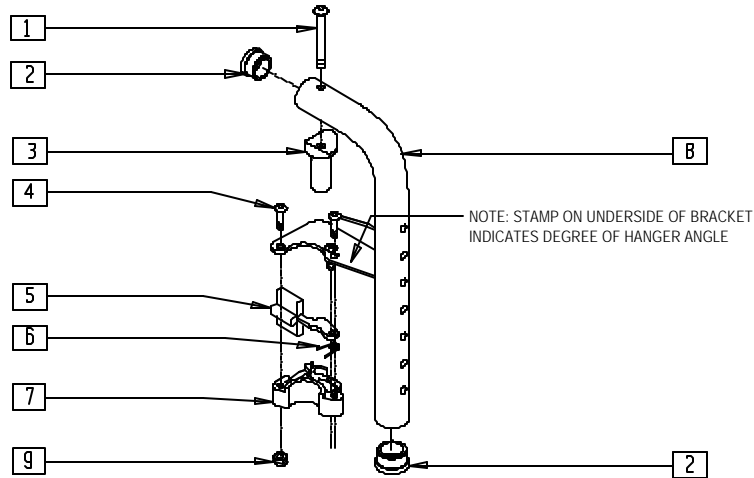
PHGR0X05

| ITEM | NUMBER | DESCRIPTION | QTY |
|------|--------|------------------------------|-----|
| 1 | 226217 | 5/16-18 x 2" BH C/S BLK | 1 |
| 2 | 504946 | S/A HANGER ONLY R 70° "V" D2 | 1 |
| | 504947 | S/A HANGER ONLY L 70° "V" D2 | |
| 3 | 561378 | END PLUG DBL "D" S525 | 1 |
| 4 | 561074 | PIVOT SADDLE PLASTIC .125 | 1 |
| 5 | 226057 | 10/24 x .725 BTTN HD SOC BZ | 3 |
| 6 | 561079 | S/A LATCH LEVER | 1 |
| 7 | 321136 | S/A SPRING L | 1 |
| | 321137 | S/A SPRING R | |

| ITEM | NUMBER | DESCRIPTION | QTY |
|------|--------|--------------------------------|-----|
| 8,9 | 561076 | S/A LATCH BLOCK R | |
| | 561078 | S/A LATCH BLOCK L | |
| 9 | 200107 | 10-24 NYLOCK NUT THIN | 3 |
| 5-9 | 880730 | S/A LATCH KIT RIGHT | |
| | 880731 | S/A LATCH KIT LEFT | |
| 1-9 | 641504 | HANGER 70° "V" R D2 PNT S/A BT | |
| | 641505 | HANGER 70° "V" L D2 PNT S/A BT | |

90° SWING-AWAY HANGER (QUICKIE G-424/P-222/S-525/S-626/V-521)

(Used with Kids Angle-adjustable Footplate — Extension Mount, see page 9.9)



Drawing shows left side

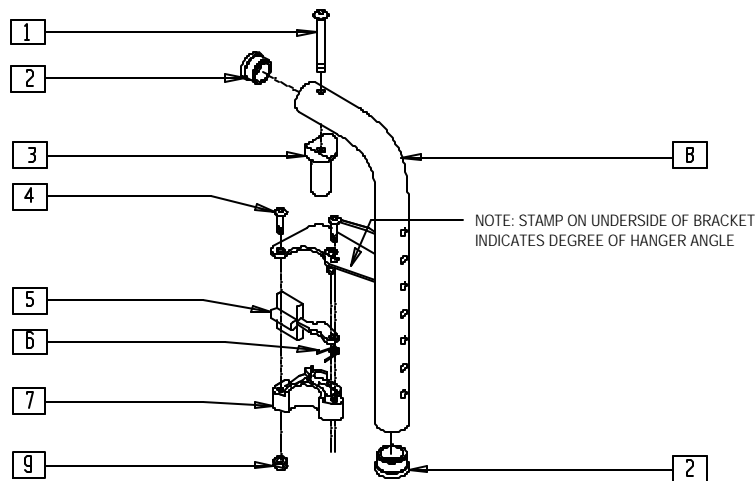
PHGR0X08

| ITEM | NUMBER | DESCRIPTION | QTY |
|------|-------------------|---|-----|
| 1 | 226198 | 5/16-18 x 2 BH C/S SHT THREAD | 1 |
| 2 | 561002 | 1" INSERT PLUG .083 | 2 |
| 3 | 483603 | PIVOT SADDLE MANUAL/POWER | 1 |
| 4 | 226011 | 10-24 x .665 BH C/S | 3 |
| 5 | 561079 | S/A LATCH LEVER | 1 |
| 6 | 321136, 321137 | S/A SPRING (EA) | 1 |
| 8 | 505039, 505040 | S/A HANGER ONLY 90D (EA) (SPECIFY COLOR) | 1 |

| ITEM | NUMBER | DESCRIPTION | QTY |
|---------|-------------------|---|-----|
| 9 | 200107 | 10-24 NYLOCK NUT THIN | 3 |
| 7,9 | 561076, 561078 | S/A LATCH BLOCK (EA) | |
| 4-6,7,9 | 880808, 880809 | S/A LATCH KIT 90D/HEMI/BRZ | |
| 1-9 | 641148, 641149 | HANGER 90D PNTD S/A PWR (EA) (SPECIFY COLOR) | |

NOTE: THERE IS AN UPCHARGE FOR CUSTOM COLOR PARTS. PLEASE SEE PRICE LIST FOR COST.

90° SWING-AWAY HANGER (QUICKIE P110/V100[P100]/Z500[ZIPPPIE P500])



Drawing shows left side

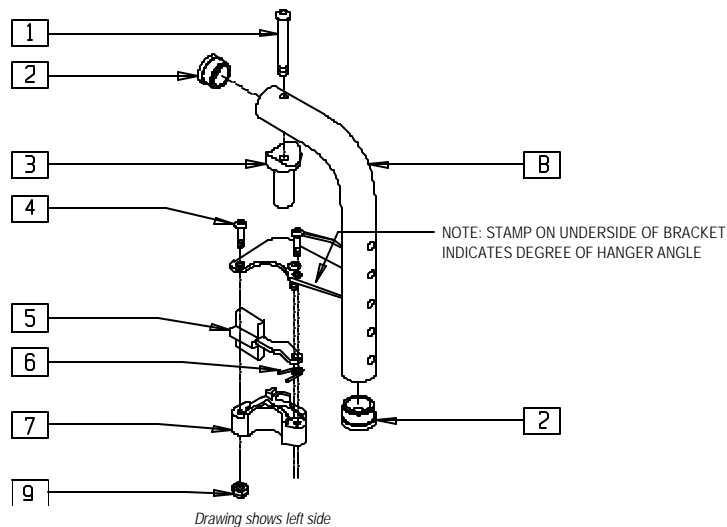
FT0X020

| ITEM | NUMBER | DESCRIPTION | QTY |
|------|-------------------|-------------------------------|-----|
| 1 | 226198 | 5/16-18 x 2 BH C/S SHT THREAD | 1 |
| 2 | 561002 | 1" INSERT PLUG .083 | 2 |
| 3 | 561074 | PIVOT SADDLE PLASTIC .125 | 1 |
| 1-3 | 880545 | PIVOT SADDLE .125 W/SCREW | |
| 4 | 226011 | 10-24 x .665 BH C/S | 3 |
| 5 | 561079 | S/A LATCH LEVER | 1 |
| 6 | 321136, 321137 | S/A SPRING (EA) | 1 |

| ITEM | NUMBER | DESCRIPTION | QTY |
|---------|-------------------|---|-----|
| 8 | 505039, 505040 | S/A HANGER ONLY 90D (EA) (SPECIFY COLOR) | 1 |
| 9 | 200107 | 10-24 NYLOCK NUT THIN | 3 |
| 7,9 | 561076, 561078 | S/A LATCH BLOCK (EA) | |
| 4-6,7,9 | 880808, 880809 | S/A LATCH KIT 90D/HEMI/BRZ | |
| 1-9 | 641140, 641141 | HANGER 90D PNTD S/A (EA) (SPECIFY COLOR) | |

NOTE: THERE IS AN UPCHARGE FOR CUSTOM COLOR PARTS. PLEASE SEE PRICE LIST FOR COST.

90° SWING-AWAY HANGER (QUICKIE V-121)



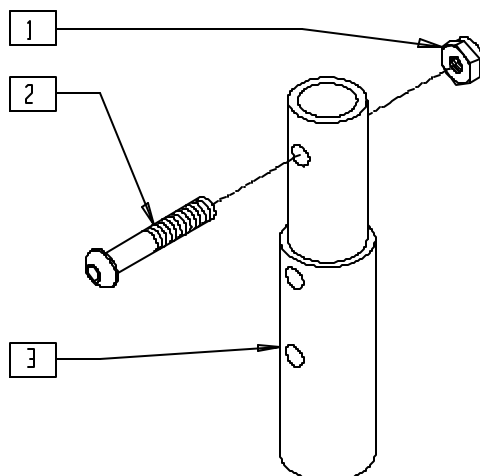
V121X08

| ITEM | NUMBER | DESCRIPTION | QTY |
|------|-------------------|-------------------------------|-----|
| 1 | 226198 | 5/16-18 x 2 BH C/S SHT THREAD | 1 |
| 2 | 561002 | 1" INSERT PLUG .083 | 2 |
| 3 | 561074 | PIVOT SADDLE PLASTIC .125 | 1 |
| 1-3 | 880545 | PIVOT SADDLE .125 W/SCREW | |
| 4 | 226011 | 10-24 x .665 BH C/S | 3 |
| 5 | 561079 | S/A LATCH LEVER | 1 |
| 6 | 321136, 321137 | S/A SPRING (EA) | 1 |

NOTE: THERE IS AN UPCHARGE FOR CUSTOM COLOR PARTS. PLEASE SEE PRICE LIST FOR COST.

| ITEM | NUMBER | DESCRIPTION | QTY |
|---------|-------------------|--|-----|
| 7 | 561076, 561078 | S/A LATCH BLOCK (EA) | 1 |
| 8 | 505348, 505349 | S/A HANGER ONLY 90° (SHRT) (EA) (SPECIFY COLOR) | 1 |
| 9 | 200107 | 10-24 NYLOCK NUT THIN | 3 |
| 4-6,7,9 | 880808, 880809 | S/A LATCH KIT 90D/HEMI/BRZ | |
| 1-9 | 641146, 641147 | HANGER 90° PNTD S/A SHORT (EA) (SPECIFY COLOR) | |

FOOTREST EXTENSION TUBE (QUICKIE Z500[ZIPPIE P500])



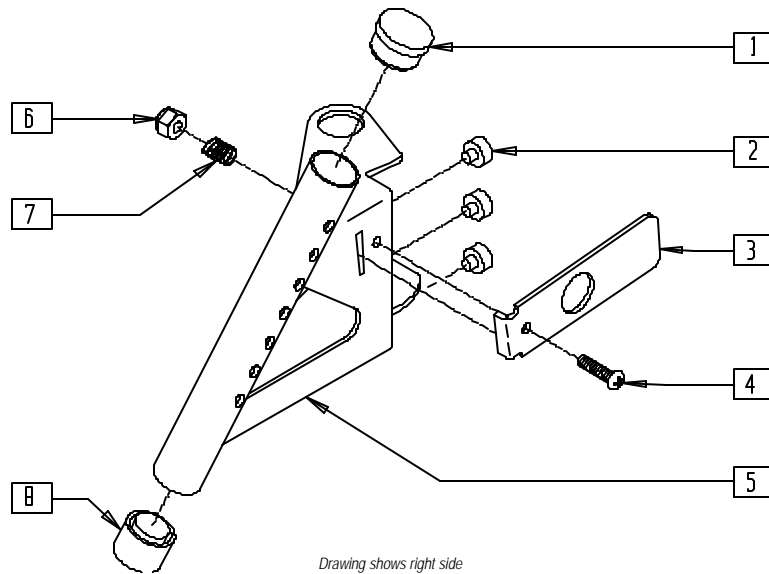
ZXTUBE

| ITEM | NUMBER | DESCRIPTION | QTY |
|------|--------|------------------------|-----|
| 1 | 201100 | 1/4-28 NYLOCK NUT THIN | 1 |
| 2 | 226129 | 1/4-28 x 1 1/4 BH C/S | 1 |

| ITEM | NUMBER | DESCRIPTION | QTY |
|------|--------|-------------------------------|-----|
| 3 | 500150 | 2" FOOTREST EXT TUBE | 1 |
| 1-3 | 881403 | 2" FTRST EXT TUBE W/HDWR ASSM | |

SWING-AWAY HANGER (QUICKIE P190/P200/P210/P300/P320)

(Fits P300 beginning P3-10500)



Drawing shows right side

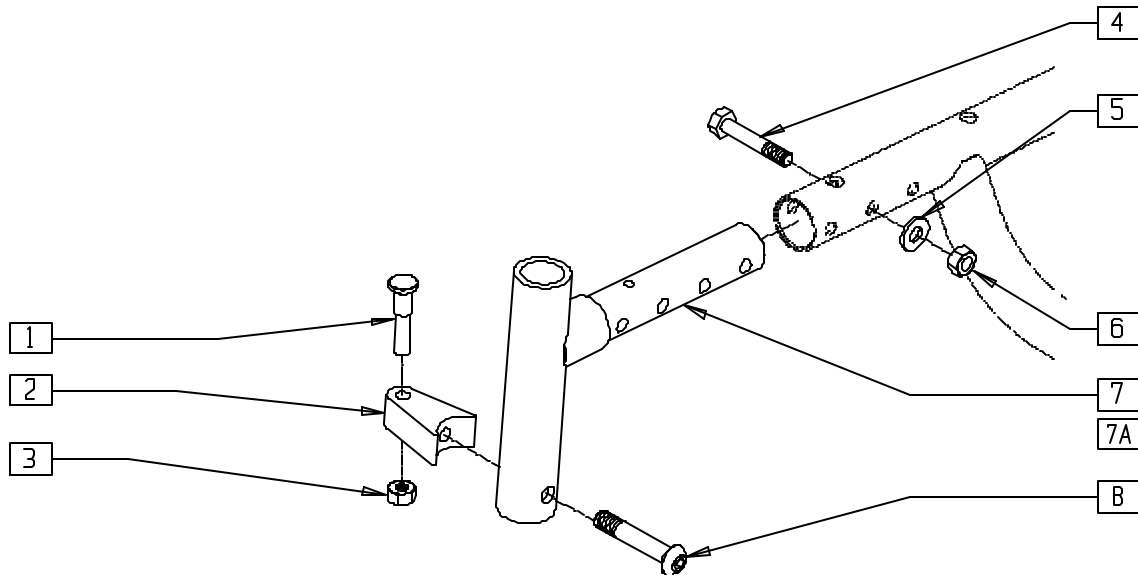
P200X19

| ITEM | NUMBER | DESCRIPTION | QTY |
|------|-------------------|-------------------------|-----|
| 1 | 561019 | 1" INSERT PLUG .049 | 1 |
| 2 | 349559 | RUBBER BUMPER HANGER P2 | 3 |
| 3 | 505217 | S/A RELEASE LEVER P2 | 1 |
| 4 | 281125 | 10-32 x 7/8 PAN PHIL | 1 |
| 5 | 881420, 881421 | HANGER W/RIVET P2 (EA) | 1 |

| ITEM | NUMBER | DESCRIPTION | QTY |
|------|-------------------|---|-----|
| 6 | 200100 | 10-32 NYLOCK NUT | 1 |
| 7 | 321780 | SPRING HANGER LATCH P2 | 1 |
| 8 | 561018 | 1" TUBE END BUSHING THICK | 1 |
| 1-8 | 641690, 641691 | HANGER PAINTED P2 (EA) (SPECIFY COLOR) | |

NOTE: THERE IS AN UPCHARGE FOR CUSTOM COLOR PARTS. PLEASE SEE PRICE LIST FOR COST.

SWING-AWAY HANGER (QUICKIE P-222)



P2220X24

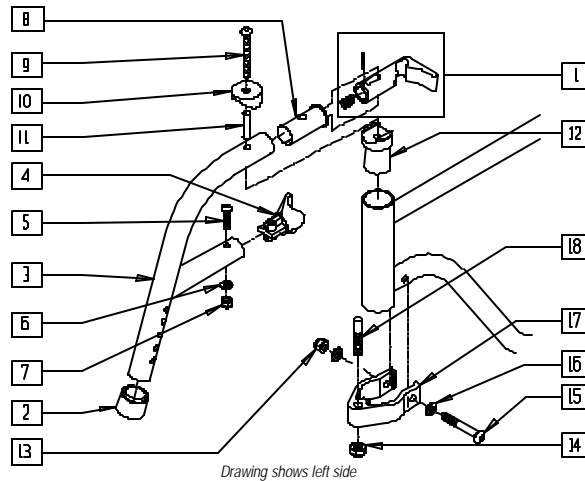
| ITEM | NUMBER | DESCRIPTION | QTY |
|------|-----------|--------------------------------|-----|
| 1 | 481023 | S/A LATCH STUD NEW | 1 |
| 2 | 551310 | LATCH STUD SUPPORT BLK | 1 |
| 3 | 201100-QU | 1/4-28 NYLOCK NUT THIN | 1 |
| 4 | 226222 | 1/4-28 x 1 1/2" G8 HEX C/S BLK | 1 |
| 5 | 262100-QU | 1/4 AN WASHER FLAT | 1 |
| 6 | 204110 | 1/4-28 NYLOCK NUT BLK ZN | 1 |
| 7 | 540001 | S/A HANGER RECEIVER WELDMENT | 1 |

| ITEM | NUMBER | DESCRIPTION | QTY |
|----------|-------------------|----------------------------------|-----|
| 7A* | 540004 | S/A HANGER RECEIVER WELDMENT +1" | 1 |
| 8 | 226218 | 5/16-18 x 1 3/4" BH C/S BLK | 1 |
| 1-3,8 | 920244 | S/A LATCH ASSEMBLY W/BLK BOLT | |
| 1-8 | 540325, 540326 | S/A HANGER RECEIVER ASSEMBLY | |
| 1-6,7A,8 | 540327, 540328 | S/A HANGER RECEIVER ASSEMBLY +1 | |

* ITEM 7A (540004) IS USED WITH 9" x 3" CASTERS.

SWING-AWAY HANGER (QUICKIE P300)

(Discontinued 4/96 - parts only; fits P300 beginning 11/2/92, P3-3844 through P3-10500)



Drawing shows left side

P300X03B

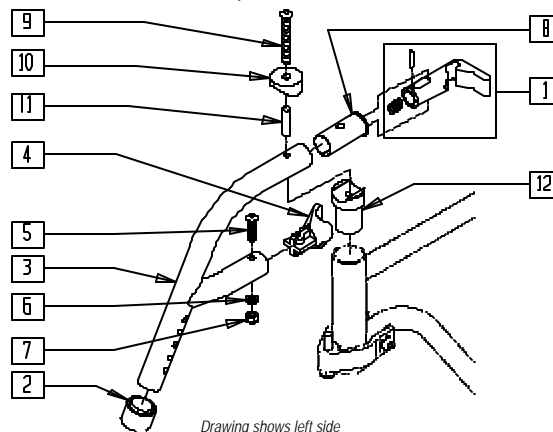
| ITEM | NUMBER | DESCRIPTION | QTY |
|------|-------------------|----------------------------------|-----|
| 1 | 880520* | S/A LATCH MECH ASSM P300 | 1 |
| 2 | 561018 | 1" TUBE END BUSHING THICK | 1 |
| 4 | 561336, 561337 | S/A HANGER LATCH BLOCK P3 (EA) | 1 |
| 5 | 226131 | 1/4-28 x 1 1/4 BH C/S SHLDR | 1 |
| 6 | 262130 | 6mm WASHER WAVE | 1 |
| 7 | 201100 | 1/4-28 NYLOCK NUT THIN | 1 |
| 4-7 | 880505, 880506 | S/A HNGR LTCH BLK W/HDWR P3 (EA) | |
| 8 | 561335 | S/A HNGR LATCH SLEEVE P3 | 1 |
| 9 | 230105 | M6-40 BH C/S BLK | 1 |
| 10 | 561006 | 1" SADDLE 5/16" HOLE | 1 |

| ITEM | NUMBER | DESCRIPTION | QTY |
|-------|-------------------|------------------------------------|-----|
| 11 | 481707 | S/A HNGR LATCH BOLT SLEEVE P3 | 1 |
| 12 | 483708 | PIVOT SADDLE ALUM SHORT P3 | 1 |
| 1-12 | 641702, 641703 | S/A HANGER ASSM (STEEL) P3 (EA) | |
| 13 | 201110 | 1/4-28 NYLOCK NUT | 1 |
| 14 | 203001 | 3/8-24 NUT THIN | 1 |
| 15 | 226150 | 1/4-28 x 2 BH C/S | 1 |
| 16 | 262110 | 1/4 AN WASHER FLAT THIN | 2 |
| 17 | 550151 | S/A HNGR PIN CLAMP P3 | 1 |
| 18 | 481100 | S/A HNGR LOCKING PIN P3 | 1 |
| 13-18 | 880430 | S/A HNGR PIN CLMP HDWR KIT P3 (EA) | |
| 1-18 | 923059 | S/A HNGR W/PIN CLMP ASSM P3 (PR) | |

NOTE: THERE IS AN UPCHARGE FOR CUSTOM COLOR PARTS. PLEASE SEE PRICE LIST FOR COST.
* INCLUDES S/A HANGER SPRING AND 1/8" X 3/4" ROLL PIN.

SWING-AWAY "V" HANGER (QUICKIE P300)

(Discontinued 4/96; fits P300 prior to P3-10500)



Drawing shows left side

P300X36

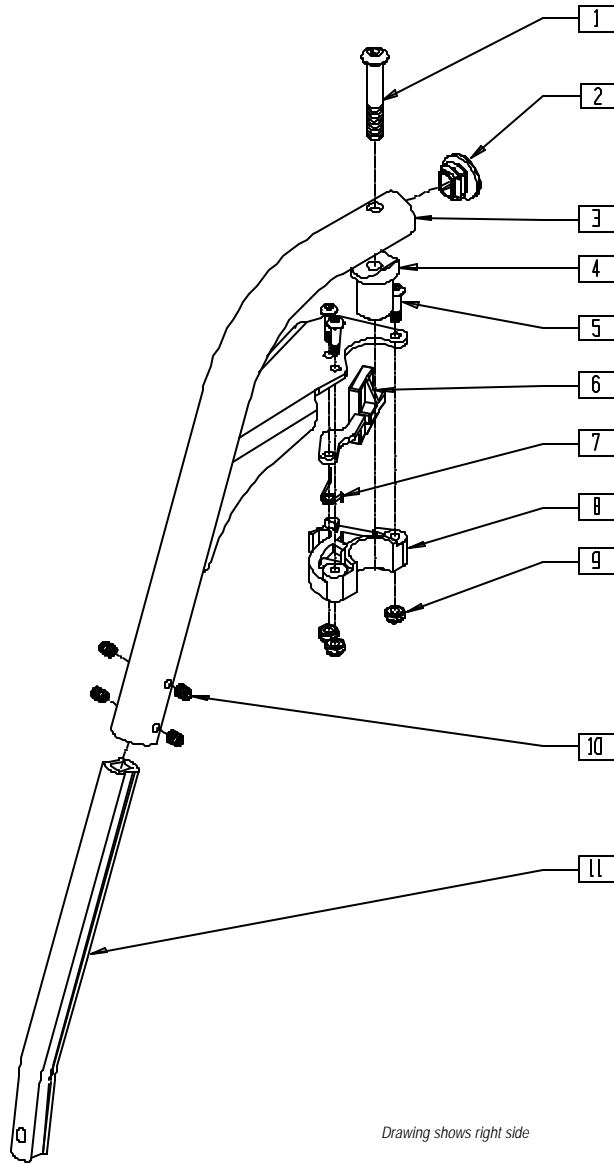
| ITEM | NUMBER | DESCRIPTION | QTY |
|------|-------------------|--------------------------------|-----|
| 1 | 880520* | S/A LATCH MECH ASSM P300 | 1 |
| 2 | 561018 | 1" TUBE END BUSHING THICK | 1 |
| 4 | 561336, 561337 | S/A HANGER LATCH BLOCK P3 (EA) | 1 |
| 5 | 226131 | 1/4-28 x 1 1/4 BH C/S SHLDR | 1 |
| 6 | 262130 | 6mm WASHER WAVE | 1 |
| 7 | 201100 | 1/4-28 NYLOCK NUT THIN | 1 |
| 8 | 561335 | S/A HANGER LATCH SLEEVE P3 | 1 |

| ITEM | NUMBER | DESCRIPTION | QTY |
|------|-------------------|--|-----|
| 9 | 230105 | M6-40 BH C/S BLK | 1 |
| 10 | 561006 | 1" SADDLE 5/16" HOLE | 1 |
| 11 | 481707 | S/A HNGR LATCH BOLT SLEEVE P3 | 1 |
| 12 | 483708 | PIVOT SADDLE ALUM SHORT P3 | 1 |
| 4-7 | 880505, 880506 | S/A HNGR LTCH BLK W/HDWR P3 (EA) | |
| 1-12 | 641704, 641705 | HANGER ASSM "V" P3 (EA) (SPECIFY COLOR) | |

NOTE: THERE IS AN UPCHARGE FOR CUSTOM COLOR PARTS. PLEASE SEE PRICE LIST FOR COST.
* INCLUDES S/A HANGER SPRING AND 1/8" X 1/4" ROLL PIN.

70° FRONT FRAME HANGER (QUICKIE G-424/P-222/S-525/S-626/V-521)

(Discontinued 8/13/01 - parts only)



MEASURING GUIDE



S5250X41

| EXT. TUBE | "A" |
|-----------|---------|
| REG | 9 1/8" |
| LONG | 11 1/8" |

Drawing shows right side

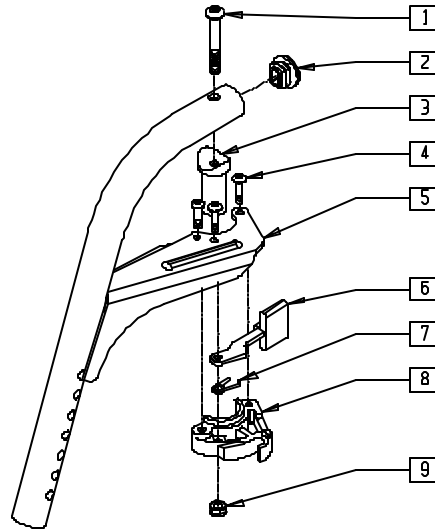
S5250X10

| ITEM | NUMBER | DESCRIPTION | QTY |
|------|--------|----------------------------|-----|
| 1 | 226217 | 5/16-18 x 2 BH C/S BLK | 1 |
| 2 | 561378 | END PLUG DOUBLE "D" | 1 |
| 3 | 505298 | S/A HANGER ONLY L 70° S525 | 1 |
| | 505299 | S/A HANGER ONLY R 70° S525 | |
| 4 | 561074 | PIVOT SADDLE PLASTIC .125 | 1 |
| 5 | 226057 | 10#-24 x .725 BH C/S BZ | 3 |
| 6 | 561079 | S/A LATCH LEVER | 1 |
| 7 | 321136 | S/A SPRING L | 1 |
| | 321137 | S/A SPRING R | |

| ITEM | NUMBER | DESCRIPTION | QTY |
|------|--------|---------------------------------|-----|
| 8,9 | 561076 | S/A LATCH BLOCK R | |
| | 561078 | S/A LATCH BLOCK R | |
| 10 | 225112 | 1/4-20 x 1/4 SS KNRLD CP W/PTCH | 4 |
| 11 | 550764 | S/A HANGER EXT D2 SHORT BLACK | 1 |
| | 550765 | S/A HANGER EXT D2 MED BLACK | |
| | 550766 | S/A HANGER EXT D2 LONG BLACK | |
| 1-10 | 641282 | HANGER 70° R PNTD S525 | |
| | 641283 | HANGER 70° L PNTD S525 | |

70° FRONT FRAME HANGER (QUICKIE G-424/P-222/S-525/S-626/V-521)

(Effective 8/13/01)



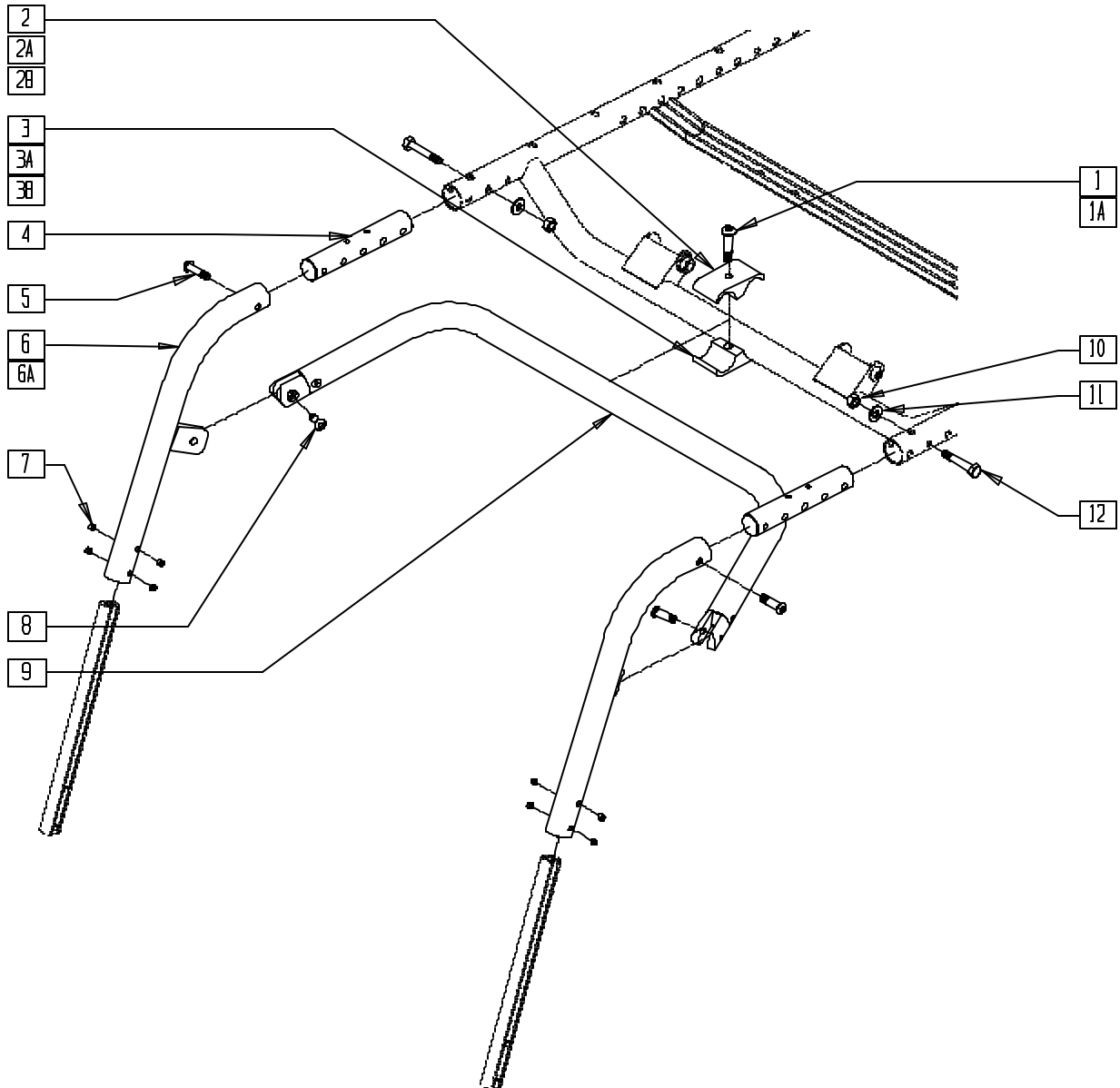
PHGR0X06

| ITEM | NUMBER | DESCRIPTION | QTY |
|------|--------|------------------------------|-----|
| 1 | 226217 | 5/16-18 x 2" BH C/S BLK | 1 |
| 2 | 561378 | END PLUG DBL "D" S525 | 1 |
| 3 | 561074 | PIVOT SADDLE PLASTIC .125 | 1 |
| 4 | 226057 | 10/24 x .725 BTTN HD SOC BZ | 3 |
| 5 | 504948 | S/A HANGER ONLY R 70° D2 PWR | 1 |
| | 504949 | S/A HANGER ONLY L 70° D2 PWR | |
| 6 | 561079 | S/A LATCH LEVER | 1 |
| 7 | 321136 | S/A SPRING L | 1 |
| | 321137 | S/A SPRING R | |

| ITEM | NUMBER | DESCRIPTION | QTY |
|-------|--------|--------------------------|-----|
| 8,9 | 561076 | S/A LATCH BLOCK R | |
| | 561078 | S/A LATCH BLOCK L | |
| 9 | 200107 | 10-24 NYLOCK NUT THIN | 3 |
| 4,6-9 | 880730 | S/A LATCH KIT RIGHT | |
| | 880731 | S/A LATCH KIT LEFT | |
| 1-9 | 641508 | HANGER 70° R D2 PNTD PWR | |
| | 641509 | HANGER 70° L D2 PNTD PWR | |

FIXED-STRAIGHT HANGER (QUICKIE P-222)

(Discontinued 8/13/01 - parts only)



P2220X18

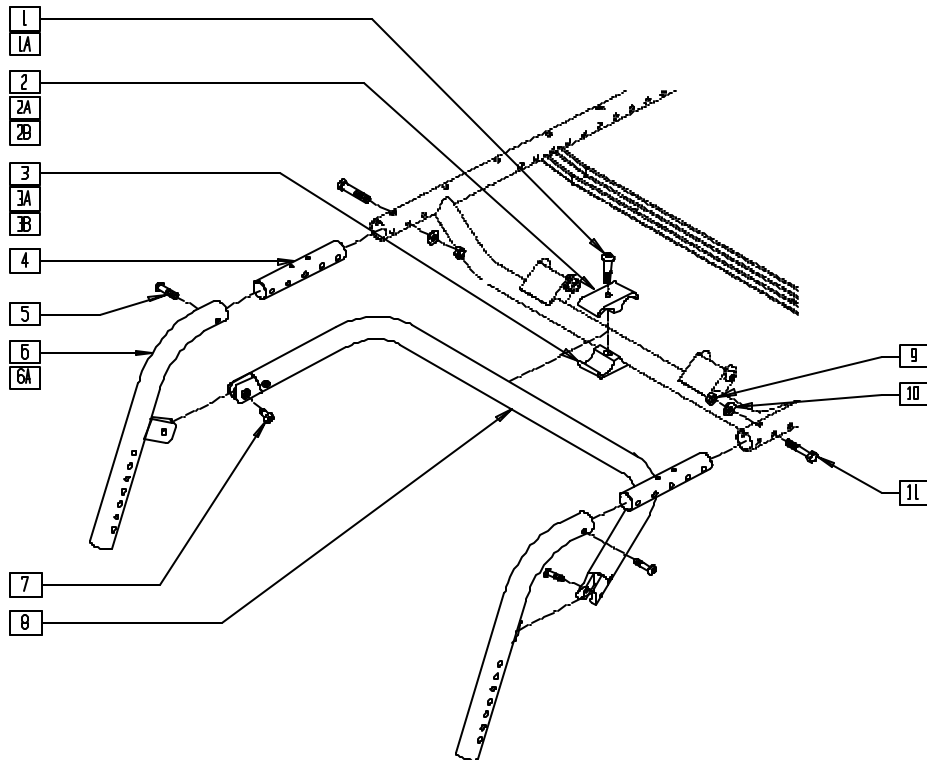
| ITEM | NUMBER | DESCRIPTION | QTY |
|------|-------------------|---------------------------------|-----|
| 1 | 226286 | 5/16-18 x 1 1/4 SOC C/S BLK | 1 |
| 1A | 222109 | 5/16-18 x 1 1/4 BH C/S BLK ZN | 1 |
| 2 | 550003-QU | SEAT ANGLE CLAMP SHORT C.G | 1 |
| 2A | 550778 | HANGER SUPPORT CLAMP +1" RECESS | 1 |
| 2B | 550791 | HANGER SUPPORT CLAMP +2" RECESS | 1 |
| 3 | 550921 | SEAT ANGLE CLAMP SHORT THRD CG | 1 |
| 3A | 550777 | HANGER SUPPORT CLAMP +1" THRD | 1 |
| 3B | 550790 | HANGER SUPPORT CLAMP +2" THRD | 1 |
| 4 | 520901 | FRAME HANGER INSERT P222 | 2 |
| 5 | 226061 | 1/4-20 x 1 BH C/S W/PATCH | 2 |
| 6 | 540145, 540146 | FRONT STRAIGHT WELDMENT | 1 |

| ITEM | NUMBER | DESCRIPTION | QTY |
|---------|-------------------|---|-----|
| 6A | 540147, 540148 | FRONT STRAIGHT WELDMENT +1" | 1 |
| 7 | 225112 | 1/4-20 x 1/4 SS KNRLD CP W/PTCH | 8 |
| 8 | 226064 | 1/4-28 x 3/4 BH C/S BLK W/PTCH | 2 |
| 9 | 882375- 882382 | STRAIGHT HANGER SUPPORT 15"-24" W SUB-ASSEMBLY | 1 |
| 10 | 204110 | 1/4-28 NYLOCK NUT BLK ZN | 2 |
| 11 | 262100-QU | 1/4 AN WASHER FLAT | 2 |
| 12 | 226222 | 1/4-28 x 1 1/2" G8 HEX C/S BLK | 2 |
| 1A,2,3 | 550800 | HANGER SUPPORT CLAMP ASSM | |
| 1,2A,3A | 550801* | HANGER SUPPORT CLAMP +1 ASSM | |
| 1,2B,3B | 550802 | HNGR SPprt CLMP +1 20 DP ASSM | |

* TO BE ORDERED WHEN USING 9 x 3 CASTERS.

FIXED-STRAIGHT HANGER (QUICKIE P-222)

(Effective 8/13/01)



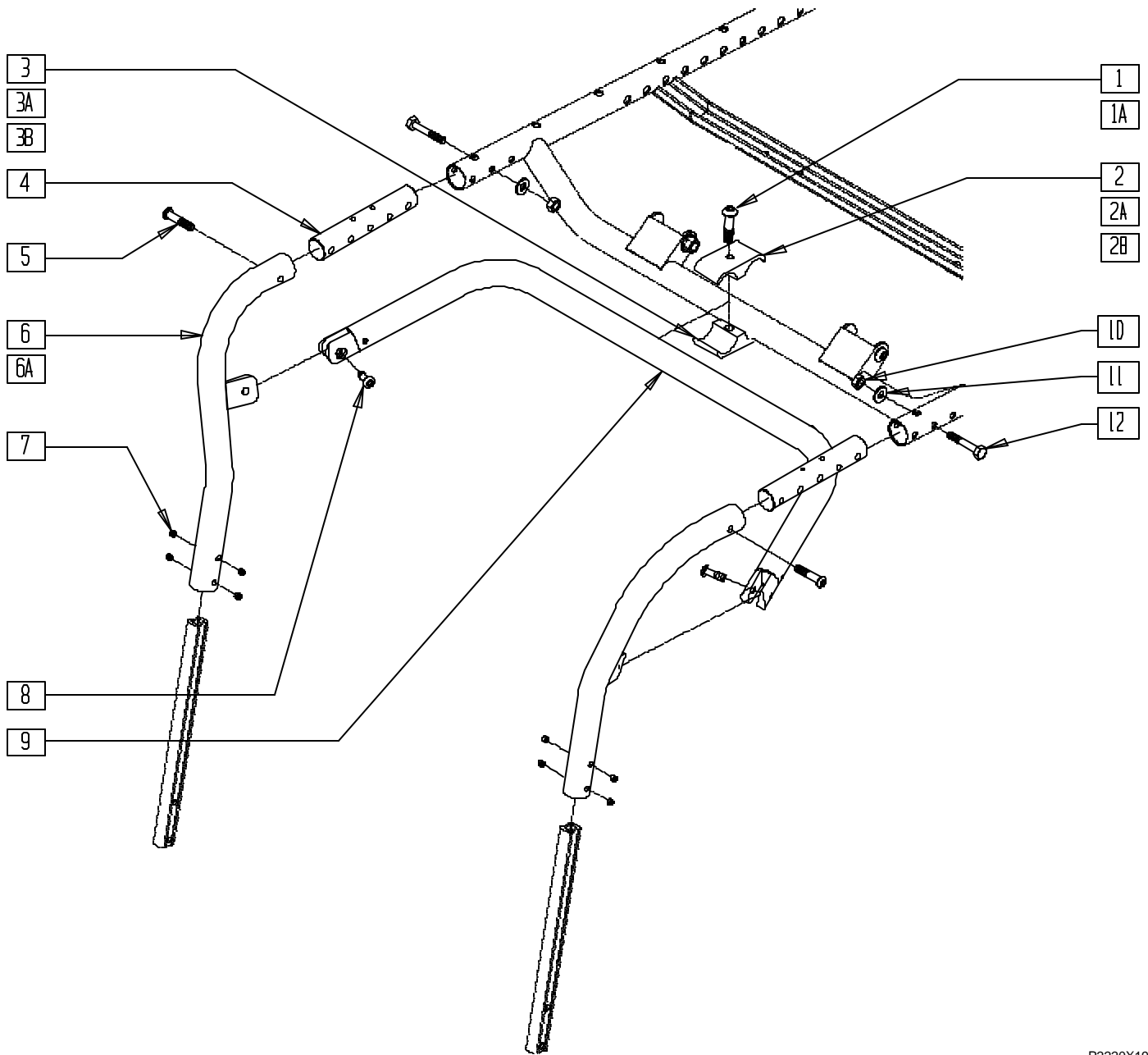
P222X18A

| ITEM | NUMBER | DESCRIPTION | QTY |
|------|-----------|--------------------------------|-----|
| 1 | 226286 | 5/16-18 x 1 1/4 SOC C/S BLK | 1 |
| 1A | 222109 | 5/16-18 x 1-1/4" BH C/S BLK ZN | 1 |
| 2 | 550003-QU | SEAT ANGLE CLAMP SHORT C.G | 1 |
| 2A | 550778 | HANGER SUPPORT CLMP +1" RECESS | 1 |
| 2B | 550791 | HANGER SUPPORT CLMP +2" RECESS | 1 |
| 3 | 550921 | SEAT ANGLE CLMP SHORT THRD CG | 1 |
| 3A | 550777 | HANGER SUPPORT CLAMP +1" THRD | 1 |
| 3B | 550790 | HANGER SUPPORT CLAMP +2" THRD | 1 |
| 4 | 520901 | FRAME HANGER INSERT P222 | 2 |
| 5 | 226061 | 1/4-20 x 1 BH C/S W/PATCH | 2 |
| 6 | 540416 | FRONT STRAIGHT WLDMNT RIGHT BT | 1 |
| | 540415 | FRONT UPRIGHT WLDMNT LEFT BT | |
| 6A | 540418 | FRNT STRT WLDMNT RIGHT +1" BT | 1 |
| | 540419 | FRNT STRT WLDMNT LEFT +1" BT | |

| ITEM | NUMBER | DESCRIPTION | QTY |
|-----------------|-----------|---|-----|
| 7 | 226064 | 1/4-28 x 3/4 BH C/S BLK W/PTCH | 2 |
| 8 | 882375- | STRT HNGR SUPPORTSUB-ASSM 15"W-24"W | 1 |
| | 882382 | | |
| 9 | 204110 | 1/4-28 NYLOCK NUT BLK ZN | 2 |
| 10 | 262100-QU | 1/4 AN WASHER FLAT | 2 |
| 11 | 226222 | 1/4-28 x 1 1/2" G8 HEX C/S BLK | 2 |
| 1A,2,3 | 550800 | HANGER SUPPORT CLAMP ASSM | |
| 1,2A,3A | 550801 | HANGER SUPPORT CLAMP +1 ASSM | |
| 1,2B,3B | 550802 | HNGR SPprt CLMP +1 20 DP ASSM | |
| 4-12 | 641324- | FIXED-STRT HANGER STD ASSM 14"W-24"W | |
| | 641332 | | |
| 4,5,6A, 7-12 | 641334- | FIXED-STRT HANGER +1 ASSM 14"W-24"W | |
| | 641342 | | |

FIXED-TAPERED HANGER (QUICKIE P-222)

(Discontinued 8/13/01 - parts only)



P2220X19

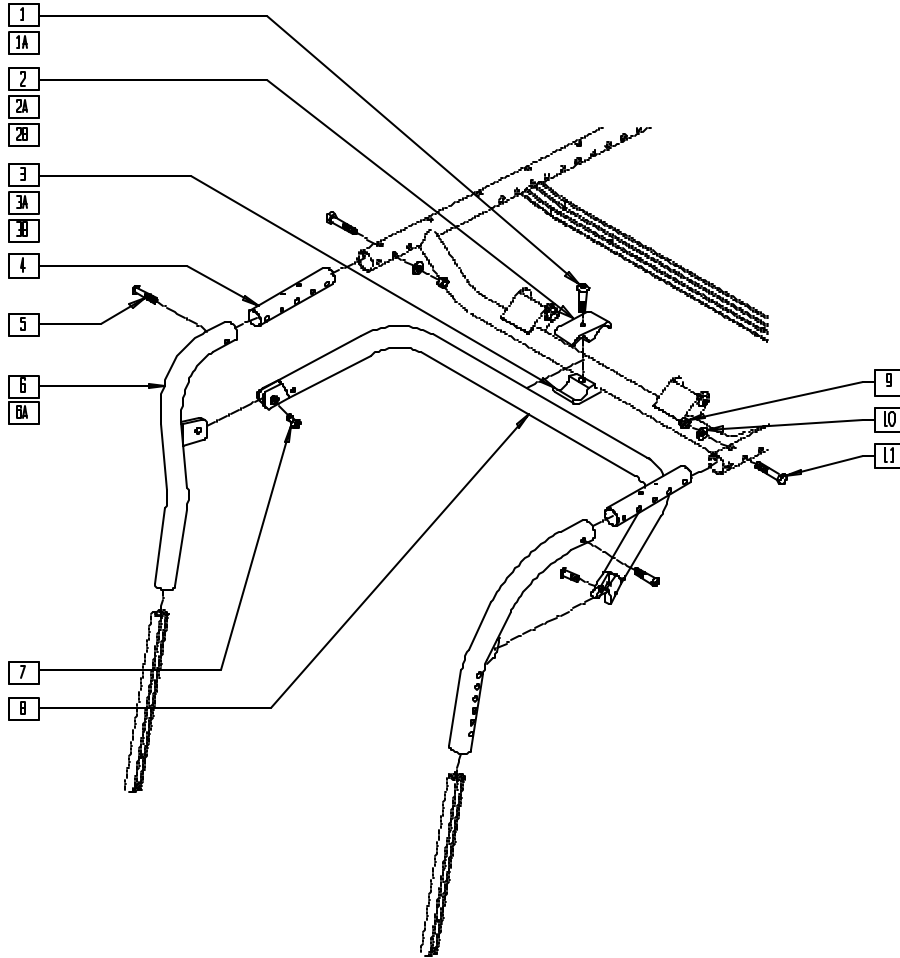
| ITEM | NUMBER | DESCRIPTION | QTY |
|------|-------------------|---------------------------------|-----|
| 1 | 226286 | 5/16-18 x 1 1/4 SOC C/S BLK | 1 |
| 1A | 222109 | 5/16-18 x 1 1/4 BH C/S BLK ZN | 1 |
| 2 | 550003-QU | SEAT ANGLE CLAMP SHORT C.G | 1 |
| 2A | 550778 | HANGER SUPPORT CLAMP +1" RECESS | 1 |
| 2B | 550791 | HANGER SUPPORT CLAMP +2" RECESS | 1 |
| 3 | 550921 | SEAT ANGLE CLAMP SHORT THRD CG | 1 |
| 3A | 550777 | HANGER SUPPORT CLAMP +1" THRD | 1 |
| 3B | 550790 | HANGER SUPPORT CLAMP +2" THRD | 1 |
| 4 | 520901 | FRAME HANGER INSERT P222 | 2 |
| 5 | 226061 | 1/4-20 x 1 BH C/S W/PATCH | 2 |
| 6 | 540083, 540084 | FRONT UPRIGHT WELDMENT | 1 |

| ITEM | NUMBER | DESCRIPTION | QTY |
|---------|-------------------|--|-----|
| 6A | 540081, 540082 | FRONT UPRIGHT WELDMENT +1" | 1 |
| 7 | 225112 | 1/4-20 x 1/4 SS KNRLD CP W/PTCH | 8 |
| 8 | 226064 | 1/4-28 x 3/4 BH C/S BLK W/PTCH | 2 |
| 9 | 882384- 882392 | TAPERED HANGER SUPPORT 14"-24" W SUB-ASSEMBLY | 1 |
| 10 | 204110 | 1/4-28 NYLOCK NUT BLK ZN | 2 |
| 11 | 262100-OU | 1/4 AN WASHER FLAT | 2 |
| 12 | 226222 | 1/4-28 x 1 1/2" G8 HEX C/S BLK | 2 |
| 1A,2,3 | 550800 | HANGER SUPPORT CLAMP ASSM | |
| 1,2A,3A | 550801* | HANGER SUPPORT CLAMP +1 ASSM | |
| 1,2B,3B | 550802 | HNGR SPPRT CLMP +1 20 DP ASSM | |

* ORDER 550801 WHEN USING 9" X 3" CASTERS

FIXED-TAPERED HANGER (QUICKIE P-222)

(Effective 8/13/01)



PHGR0X07

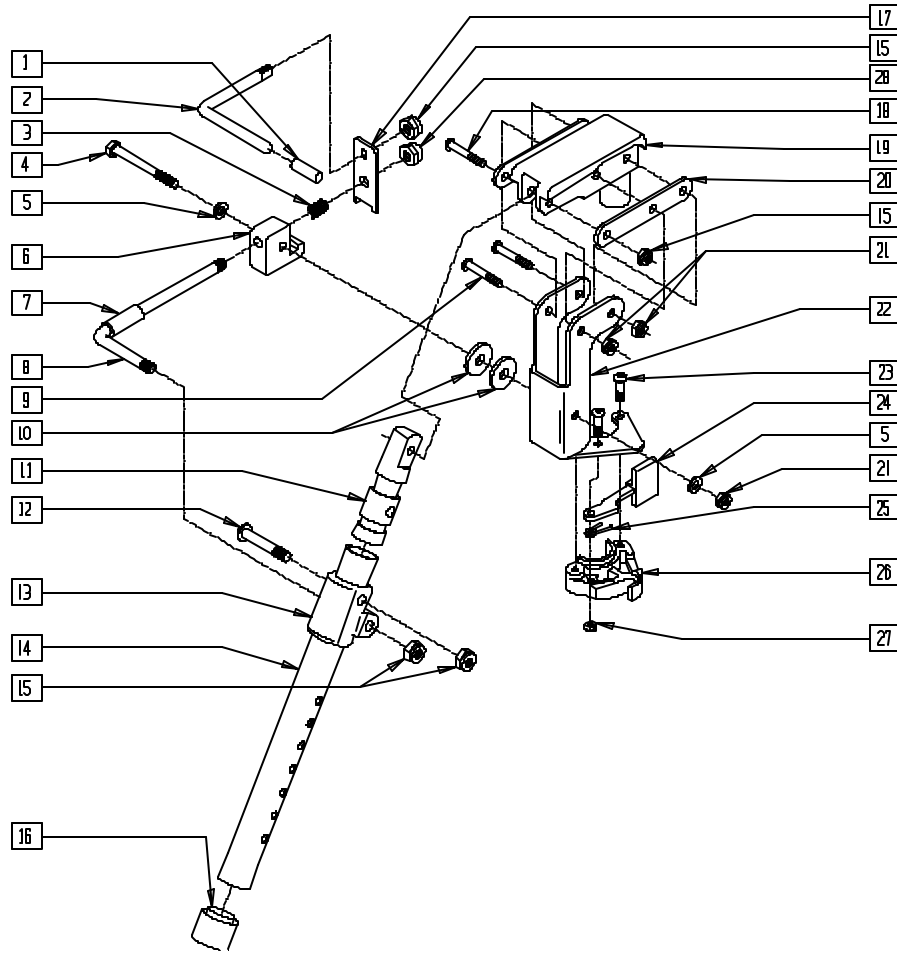
| ITEM | NUMBER | DESCRIPTION | QTY |
|------|-----------|--------------------------------|-----|
| 1 | 226286 | 5/16-18 x 1 1/4 SOC C/S BLK | 1 |
| 1A | 222109 | 5/16-18 x 1-1/4" BH C/S BLK ZN | 1 |
| 2 | 550003-QU | SEAT ANGLE CLAMP SHORT C.G | 1 |
| 2A | 550778 | HANGER SUPPORT CLMP +1" RECESS | 1 |
| 2B | 550791 | HANGER SUPPORT CLMP +2" RECESS | 1 |
| 3 | 550921 | SEAT ANGLE CLMP SHORT THRD CG | 1 |
| 3A | 550777 | HANGER SUPPORT CLAMP +1" THRD | 1 |
| 3B | 550790 | HANGER SUPPORT CLAMP +2" THRD | 1 |
| 4 | 520901 | FRAME HANGER INSERT P222 | 2 |
| 5 | 226061 | 1/4-20 x 1 BH C/S W/PATCH | 2 |
| 6 | 540414 | FRONT UPRIGHT WLDMNT RIGHT BT | 1 |
| | 540415 | FRONT UPRIGHT WLDMNT LEFT BT | |
| 6A | 540412 | FRONT UPRIGHT WLDMNT RT +1" BT | 1 |
| | 540413 | FRONT UPRIGHT WLDMNT LT +1" BT | |

| ITEM | NUMBER | DESCRIPTION | QTY |
|-------------|---------------|---|-----|
| 7 | 226064 | 1/4-28 x 3/4 BH C/S BLK W/PATCH | 2 |
| 8 | 882384-882392 | TAPERD HNGR SPPRT SUB-ASSM 14"W-24"W | 1 |
| 9 | 204110 | 1/4-28 NYLOCK NUT BLK ZN | 2 |
| 10 | 262100-QU | 1/4 AN WASHER FLAT | 2 |
| 11 | 226222 | 1/4-28 x 1 1/2" G8 HEX C/S BLK | 2 |
| 1A,2,3 | 550800 | HANGER SUPPORT CLAMP ASSM | |
| 1,2A,3A | 550801 | HANGER SUPPORT CLAMP +1 ASSM | |
| 1,2B,3B | 550802 | HNGR SPPRT CLMP +1 20 DP ASSM | |
| 4-11 | 641354-641362 | FIXED-TAPERED HANGER ASSM 14"W-24"W | |
| 4,5,6A,7-11 | 641364-641372 | FIXED-TAPERED HNGR +1 ASSM 14"W-24"W | |

ELEVATING LEGREST (QUICKIE P100/P110, ZIPPIE P500)

(Discontinued 3/23/97 - parts only)

(For complete assembly, see page 10.18)



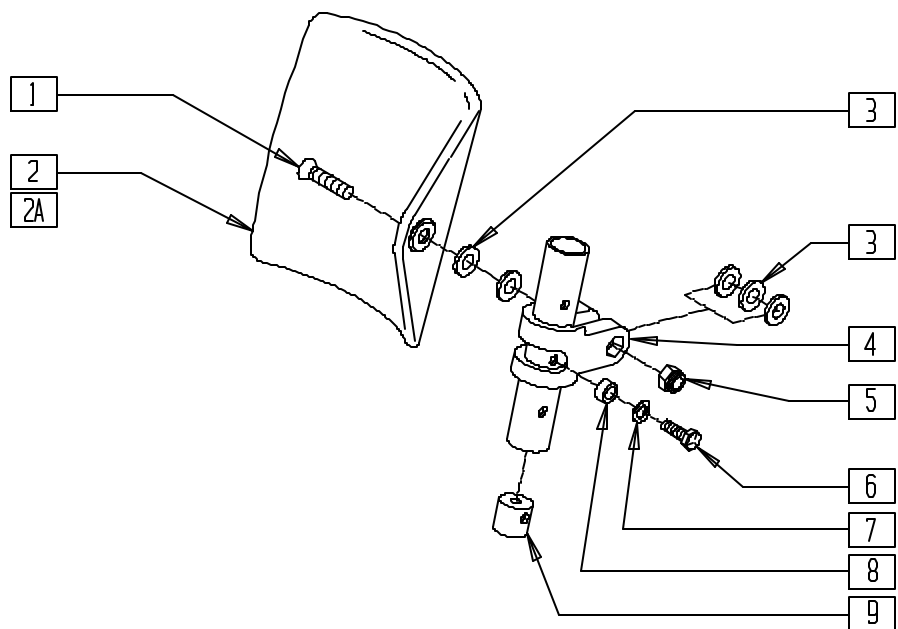
BZ00X22

| ITEM | NUMBER | DESCRIPTION | QTY |
|------|-----------|---------------------------|-----|
| 1 | 561049 | ELR RELEASE ROD COVER | 1 |
| 2 | 481503 | ELR RELEASE ROD | 1 |
| 3 | 321139 | .750L x 5 COIL SPRING | 1 |
| 4 | 221193 | 1/4-28 x 2 3/4 G8 HEX C/S | 2 |
| 5 | 262100-QU | 1/4 AN WASHER FLAT | 1 |
| 6 | 550506 | ELR LATCH BLOCK | 1 |
| 7 | 560785 | ELR ADJUSTMENT STOP NEW | 1 |
| 8 | 481502 | ELR ROD | 1 |
| 9 | 226140 | 1/4-28 x 1 3/4 BH C/S | 2 |
| 10 | 561016 | 1" WASHER 5/16" HOLE | 2 |
| 11 | 540252 | ELR PIVOT PRS | 1 |
| 12 | 226138 | 5/16-24 x 1 1/2 BH C/S | 1 |
| 13 | 560430 | ELR ROD UPPER PIVOT | 1 |
| 14 | 505096 | ELR TUBE ONLY | 1 |
| 15 | 202100-MJ | 5/16-24 NYLOCK NUT THIN | 4 |
| 16 | 561082 | 1" TUBE END BUSHING THIN | 1 |
| 17 | 505169 | ELR RELEASE LEVER FLAT | 1 |

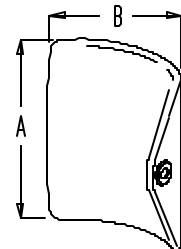
| ITEM | NUMBER | DESCRIPTION | QTY |
|-------|-------------------|----------------------------|-----|
| 18 | 226138 | 5/16-24 x 1 1/2 BH C/S | 1 |
| 19 | 561375 | ELR PIVOT/COVER .125 | 1 |
| 20 | 505085 | ELR SUPPORT STRIP | 2 |
| 21 | 201100 | 1/4-28 NYLOCK NUT THIN | 3 |
| 22 | 505163, 505164 | ELR BRACKET (EA) | 1 |
| 23 | 226011 | 10-24 x .665 BH C/S | 3 |
| 24 | 561079 | S/A LATCH LEVER | 1 |
| 25 | 321136, 321137 | S/A SPRING (EA) | 1 |
| 27 | 200107 | 10-24 NYLOCK NUT THIN | 3 |
| 26,27 | 561076, 561078 | S/A LATCH BLOCK (EA) | |
| 23,27 | 880808, 880809 | S/A LATCH KIT 90°/HEMI/BRZ | |
| 28 | 202109 | 5/16-24 ACORN NUT HEX | 1 |

ELR TROUGH CALF PAD (QUICKIE P100/P110, ZIPPIE P500)

(Discontinued 3/23/97 - parts only)



MEASURING GUIDE



CALFPAD

| PART NUMBER | "A" | "B" |
|-------------|--------|--------|
| 755014 | 5 1/4" | 5 1/2" |
| 755012 | 6 1/4" | 6 1/2" |

Drawing shows left side

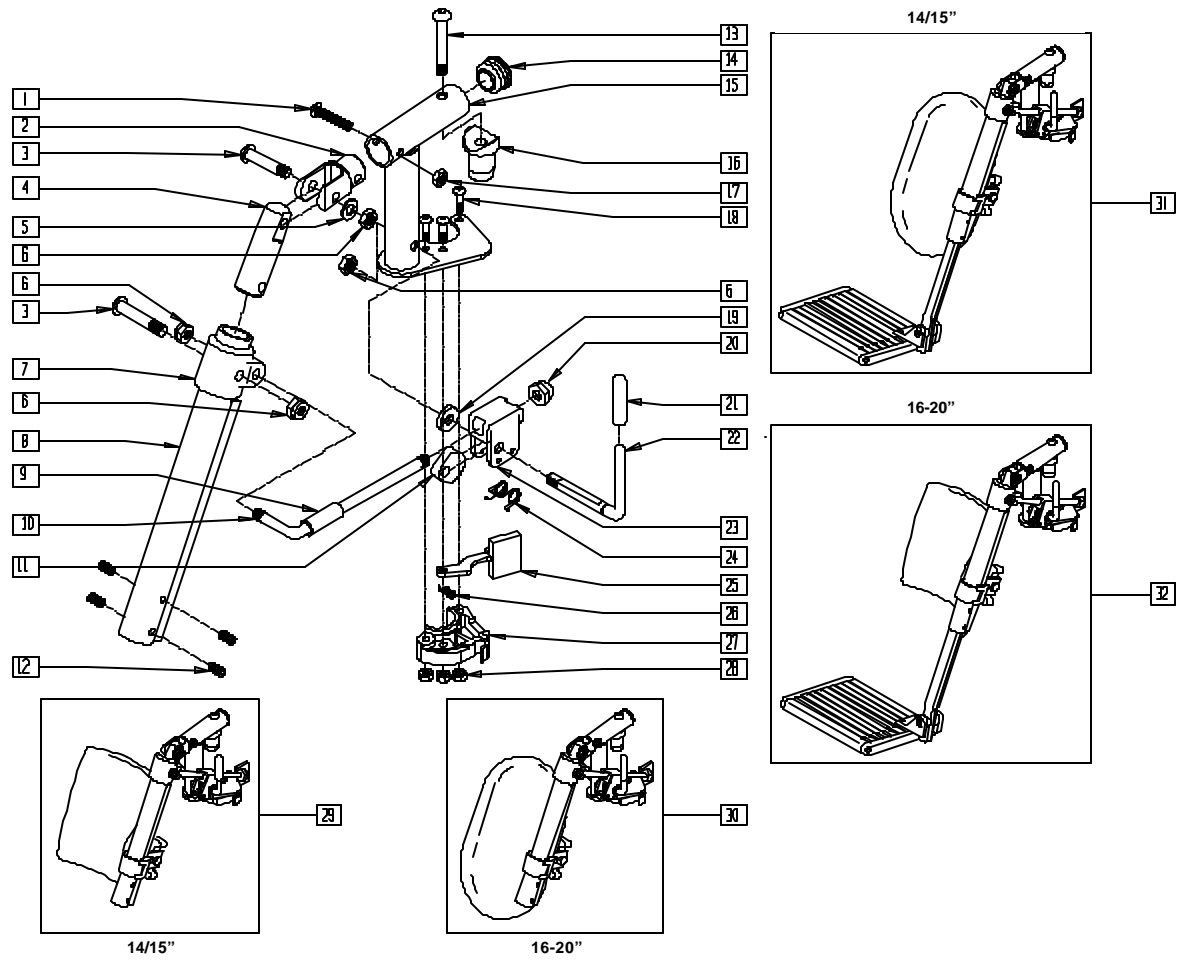
BZ00X17A

| ITEM | NUMBER | DESCRIPTION | QTY |
|------|--------|-------------------------------|-----|
| 1 | 226196 | 5/16-18 x 2 BH C/S ZN | 1 |
| 2 | 755012 | CALF PAD TROUGH STYLE 17"-20" | 1 |
| 2A | 755014 | CALF PAD TROUGH STYLE 14"/16" | 1 |
| 3 | 561016 | 1" WASHER 5/16" HOLE | 5 |
| 4 | 561097 | ELR ELEVATING TUBE CLAMP | 1 |
| 5 | 202102 | 5/16-18 NYLOCK NUT THIN | 1 |

| ITEM | NUMBER | DESCRIPTION | QTY |
|----------|--------|-----------------------------|-----|
| 6 | 221126 | 1/4-20 x 1 1/4 G8 HEX C/S | 1 |
| 7 | 262130 | 6mm WASHER WAVE | 1 |
| 8 | 483027 | 1/4 x 1/4 ALUM SPACER BLK | 1 |
| 9 | 500151 | KIDS ALR RETAINING PLUG | 1 |
| 1-9 | 880543 | ELR TROUGH PAD ASSM 17"-20" | |
| 1,2A,3-9 | 880535 | ELR TROUGH PAD ASSM 14"/16" | |

ELEVATING LEGREST (QUICKIE P110/V100[P100]/V-121[P120]/Z500[ZIPPIE P500])

(Effective 4/99)



PHGRX09A

| ITEM | NUMBER | DESCRIPTION | QTY |
|------|-----------|---------------------------------|-----|
| 1 | 226129 | 1/4-28 x 1 1/4 BH C/S | 1 |
| 2 | 505281 | ELR CLEVIS | 1 |
| 3 | 226138 | 5/16-24 x 1 1/2 BH C/S | 2 |
| 4 | 540252 | ELR PIVOT PRS | 1 |
| 5 | 263100 | 5/16 AN WASHER FLAT | 1 |
| 6 | 202100-MJ | 5/16-24 NYLOCK NUT THIN | 4 |
| 7 | 560420 | ELR UPPER PIVOT PLST | 1 |
| 8 | 550736 | ELR ADJUSTMENT TUBE | 1 |
| 9 | 560784 | ELR ADJUSTMENT STOP | 1 |
| 10 | 481117 | ELR LOCK ROD | 1 |
| 11 | 481119 | ELR CAM LOCKING POWDERED METAL | 1 |
| 12 | 225112 | 1/4-20 x 1/4 SS KNRLD CP W/PTCH | 4 |
| 13 | 226198 | 5/16-18 x 2 BH C/S SHT THREAD | 1 |
| 14 | 561062 | 1" INSERT PLUG .065 RIBS | 1 |
| 15 | 505278 | ELR HANGER BRKT R NEW | 1 |
| | 505279 | ELR HANGER BRKT L NEW | |
| 16 | 561074 | PIVOT SADDLE PLASTIC .125 | 1 |
| 17 | 201100 | 1/4-28 NYLOCK NUT THIN | 1 |
| 18 | 226010 | 10-24 x .725 BH C/S | 3 |
| 19 | 561059 | 3/4 O.D. x .318 I.D. WASHER | 1 |
| 20 | 202109 | 5/16-24 ACORN NUT HEX | 1 |
| 21 | 561049 | ELR RELEASE ROD COVER | 1 |

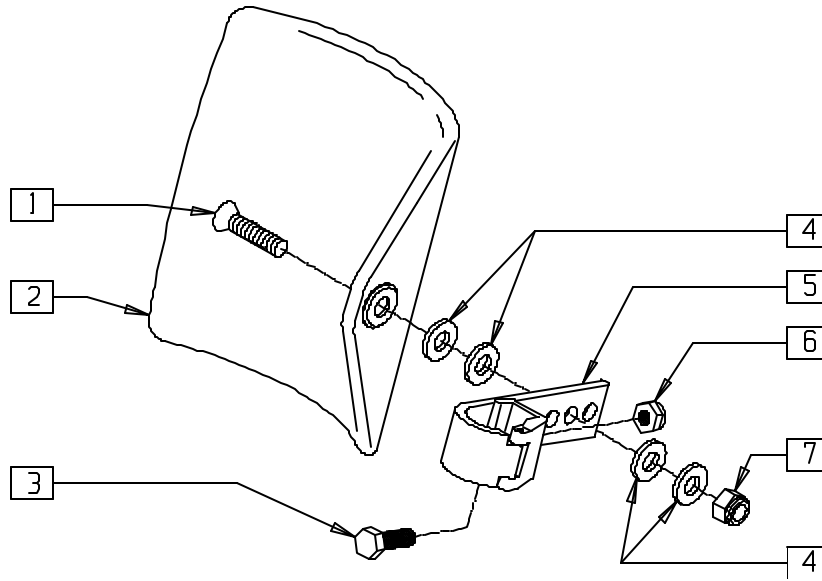
| ITEM | NUMBER | DESCRIPTION | QTY |
|---------------------|-------------------|------------------------------------|-----|
| 22 | 481122 | ELR ACTUATION ARM | 1 |
| 23 | 880990 | ELR LOCK HOUSING W/PIN | 1 |
| 24 | 321106 | ELR TORSION SPRING | 1 |
| 25 | 561079 | S/A LATCH LEVER | 1 |
| 26 | 321136 | S/A SPRING L | 1 |
| | 321137 | S/A SPRING R | |
| 27,28 | 561076, 561078 | S/A LATCH BLOCK (EA) | 1 |
| 28 | 200107 | 10-24 NYLOCK NUT THIN | 3 |
| 22,23 | 882410 | ELR ACTUATION ARM ASSM | |
| 6,9-11 19-24 | 881077 | ELR LOCK ROD/ARM ASSM | |
| 1-6,13-18, 25-28 | 882417* | ELR PIVOT BLOCK ASSM R | |
| | 882418* | ELR PIVOT BLOCK ASSM L | |
| 1-28 | 641444, 641445 | ELR HNGR W/O PAD PNTD (EA) | |
| 29 | 923082 | ELR HNGR ASSM 14-15 W/PAD (PR) | |
| 30 | 923041 | ELR HNGR ASSM W/PAD 16,17" (PR) | |
| | 923061 | ELR HNGR ASSM W/PAD 18-20" (PR) | |
| 31 | 923088 | ELR HNGR REG EXT 14.15" F/PLT (PR) | |
| 32 | 923084 | ELR HNGR REG EXT 16.17" F/PLT (PR) | |
| | 923085 | ELR HNGR REG EXT 18-20" F/PLT (PR) | |

*882417 AND 882418 MAY BE USED TO UPGRADE DISCONTINUED ELEVATING LEGRESTS FROM 3/24/97-3/31/99.

ELR CALF PAD (14"/15")

(QUICKIE P110/V100[P100]/V-121[P120]/Z500[ZIPPIE P500])

(Effective 3/24/97)



FT0X036

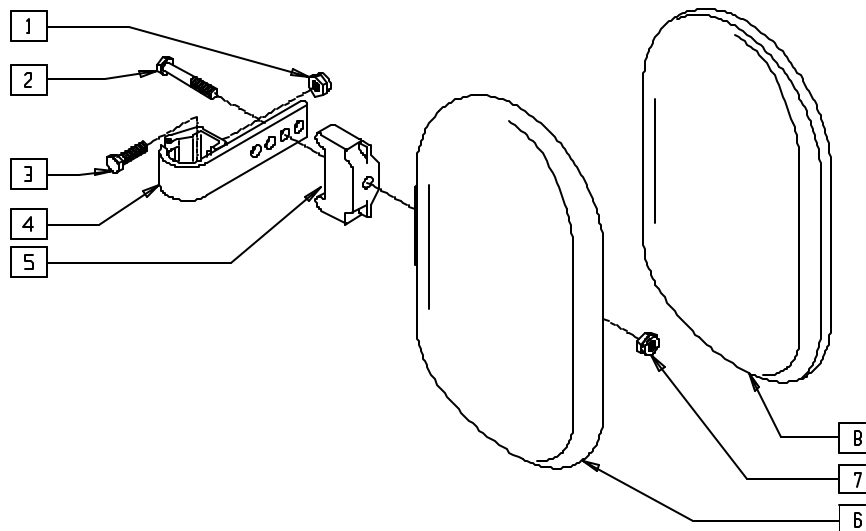
| ITEM | NUMBER | DESCRIPTION | QTY |
|------|--------|------------------------------|-----|
| 1 | 222108 | 5/16-18 x 1 1/4 BH C/S | 1 |
| 2 | 755014 | CALF PAD TROUGH STYLE 14,16" | 1 |
| 3 | 221096 | 1/4-28 x 5/8 HEX C/S | 1 |
| 4 | 561016 | 1" WASHER 5/16" HOLE | 4 |

| ITEM | NUMBER | DESCRIPTION | QTY |
|------|--------|-----------------------------|-----|
| 5 | 881413 | CALF PAD BRACKET ASSM | 1 |
| 6 | 201110 | 1/4-28 NYLOCK NUT | 1 |
| 7 | 202102 | 5/16-18 NYLOCK NUT THIN | 1 |
| 1-7 | 881414 | CALF PAD J-HOOK 14,15" ASSM | |

ELR CALF PAD (16"-20")

(QUICKIE P110/V100[P100]/V-121[P120]/Z500[ZIPPIE P500])

(Effective 3/24/97)

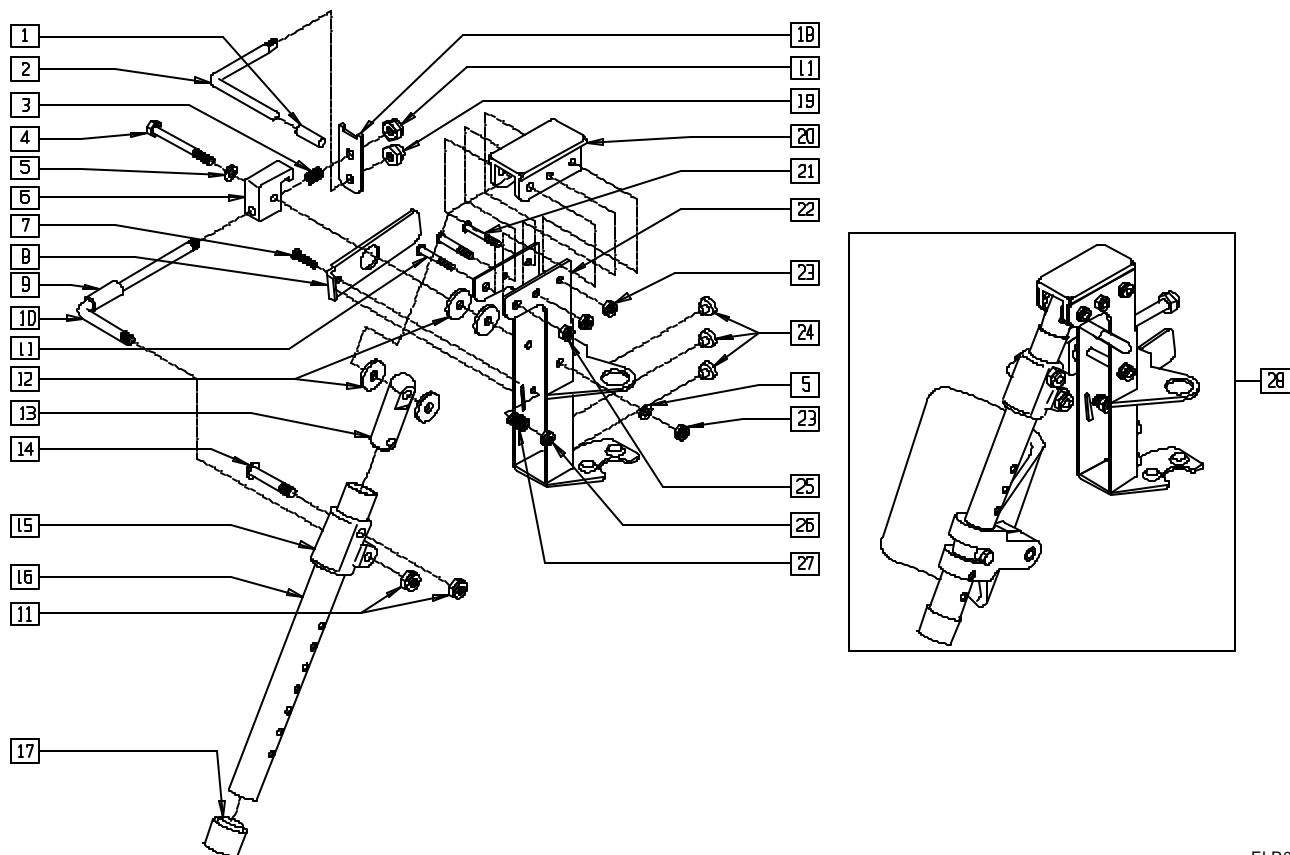


FT0X034

| ITEM | NUMBER | DESCRIPTION | QTY |
|------|--------|----------------------------------|-----|
| 1 | 201110 | 1/4-28 NYLOCK NUT | 1 |
| 2 | 222242 | 5/16-18 x 2 1/2 HEX C/S (16-17") | 1 |
| | 222255 | 5/16-18 x 3 1/2 HEX C/S (18-20") | |
| 3 | 221096 | 1/4-28 x 5/8 HEX C/S | 1 |
| 4 | 881413 | CALF PAD BRACKET ASSEMBLY | 1 |
| 5 | 560199 | ELR CALF HINGE SPACER | 1 |

| ITEM | NUMBER | DESCRIPTION | QTY |
|---------|--------|---------------------------------|-----|
| 6 | 560108 | CALF PAD MOLDED 16-20" | 1 |
| 7 | 202103 | 5/16-18 NYLOCK NUT THICK | 1 |
| 8 | 751045 | CALF PAD COVER NEOPRENE | 1 |
| 1-4,6,7 | 881416 | CALF MOLDED 16,17" ASSEMBLY | |
| 1-7 | 881412 | CALF PAD MOLDED 18-20" ASSEMBLY | |

ELEVATING LEGREST (QUICKIE P190/P200/P300/P320)



ELR00X02

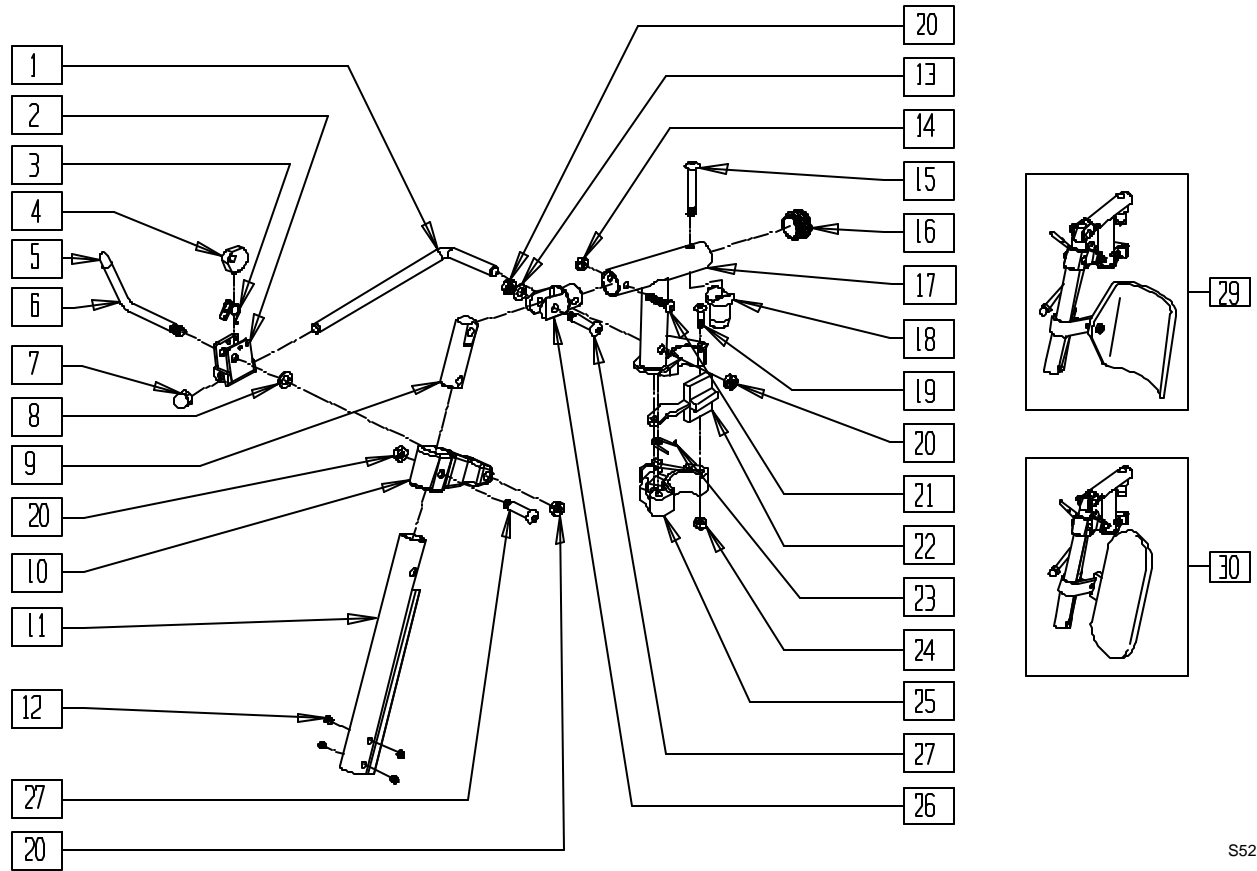
| ITEM | NUMBER | DESCRIPTION | QTY |
|------|-----------|---------------------------|-----|
| 1 | 561049 | ELR RELEASE ROD COVER | 1 |
| 2 | 481503 | ELR RELEASE ROD | 1 |
| 3 | 321139 | .750L x 5 COIL SPRING | 1 |
| 4 | 221193 | 1/4-28 x 2 3/4 G8 HEX C/S | 1 |
| 5 | 262100-OU | 1/4 AN WASHER FLAT | 2 |
| 6 | 550506 | ELR LATCH BLOCK | 1 |
| 7 | 281125 | 10-32 x 7/8 PAN PHIL | 1 |
| 8 | 505217 | S/A RELEASE LEVER P2 | 1 |
| 9 | 561788 | ELR ADJUSTMENT STOP POWER | 1 |
| 10 | 481502 | ELR ROD | 1 |
| 11 | 226195 | 5/16-18 x 1.82 BH C/S | 1 |
| 12 | 561016 | 1" WASHER 5/16" HOLE | 4 |
| 13 | 540252 | ELR PIVOT PRS | 1 |
| 14 | 226195 | 5/16-18 x 1.82 BH C/S | 1 |
| 15 | 560430 | ELR ROD UPPER PIVOT | 1 |
| 16 | 505096 | ELR TUBE ONLY | 1 |
| 17 | 561018 | 1" TUBE END BUSHING THICK | 1 |

| ITEM | NUMBER | DESCRIPTION | QTY |
|------|-------------------|--------------------------------------|-----|
| 18 | 505169 | 5/16-18 NYLOCK NUT THIN | 1 |
| 19 | 202109 | 5/16-24 ACORN NUT HEX | 1 |
| 20 | 561367 | ELR PIVOT/COVER POWER | 1 |
| 21 | 226140 | 1/4-28 x 1 3/4 BH C/S | 2 |
| 22 | 505436- 505439 | HANGER WELDMENT (EA) | 1 |
| 23 | 201100 | 1/4-28 NYLOCK NUT THIN | 3 |
| 24 | 349559 | RUBBER BUMPER HANGER P2 | 3 |
| 25 | 202102 | 5/16-18 NYLOCK NUT THIN | 4 |
| 26 | 200100 | 10-32 NYLOCK NUT | 1 |
| 27 | 321780 | SPRING HANGER LATCH P2 | 1 |
| 1-27 | 641720, 641721 | HANGER ELR SHORT W/O PAD PWR (EA) | |
| 1-27 | 641722, 641723 | HANGER ELR TALL W/O PAD PWR (EA) | |
| 28 | 923030- 923033 | ELR HANGER ASSM W/PAD (PR) | |

ELEVATING LEGREST REFERENCE GUIDE

| | TALL ELR BRACKET 505438,505439 | SHORT ELR BRACKET 505436, 505437 |
|------------------|-----------------------------------|-------------------------------------|
| P200 TALL FRAME | • | |
| P200 SHORT FRAME | | • |
| P300 TALL FRAME | • | |
| P300 SHORT FRAME | | • |
| P320 | | • |

POWER CHAIR ELEVATING LEGREST (QUICKIE G-424/P-222/S-525/S-626/V-521)

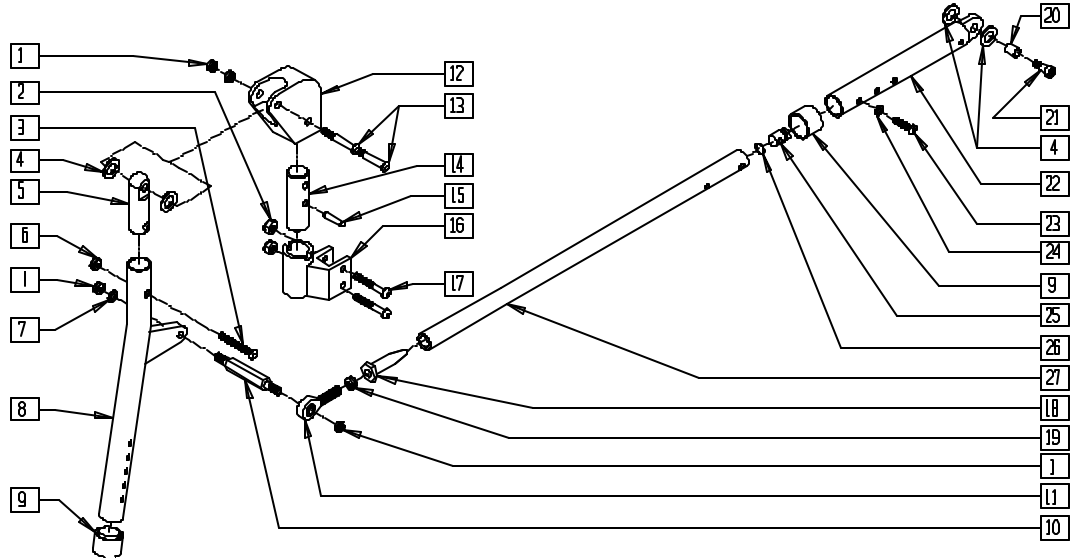


S525X39B

| ITEM | NUMBER | DESCRIPTION | QTY |
|------|-------------------|-----------------------------------|-----|
| 1 | 481242 | ELR LOCK ROD S525 | 1 |
| 2 | 880990 | ELR LOCK HOUSING W/PIN | 1 |
| 3 | 321106 | ELR TORSION SPRING | 1 |
| 4 | 481119 | ELR CAM LOCKING POWDERED METAL | 1 |
| 5 | 561049 | ELR RELEASE ROD COVER | 1 |
| 6 | 481243 | ELR ACTUATION ARM S525 | 1 |
| 7 | 202109 | 5/16-24 ACORN NUT HEX | 1 |
| 8 | 561059 | 3/4 OD x .318 ID WASHER | 1 |
| 9 | 540252 | ELR PIVOT PRS | 1 |
| 10 | 483195 | ELR UPPER PIVOT S525 | 1 |
| 11 | 550736 | ELR ADJUSTMENT TUBE | 1 |
| 12 | 225112 | 1/4-20 x 1/4 SS KNRLD CP W/P TCH | 4 |
| 13 | 263100 | 5/16 AN WASHER FLAT | 4 |
| 14 | 201100-QU | 1/4-28 NYLOCK NUT THIN | 1 |
| 15 | 226198 | 5/16-18 x 2 BH C/S SHT THREADED | 1 |
| 16 | 561062 | 1" INSERT PLUG .065 RIBS | 1 |
| 17 | 540108, 540109 | ELR HANGER SUPPORT BRKT S525 (EA) | 1 |

| ITEM | NUMBER | DESCRIPTION | QTY |
|-------|-------------------|---------------------------------|-----|
| 18 | 561074 | PIVOT SADDLE PLASTIC .125 | 1 |
| 19 | 226010 | 10-24 x .725 BH C/S | 1 |
| 20 | 202100-MJ | 5/16-24 NYLOCK NUT THIN | 4 |
| 21 | 226129 | 1/4-28 x 1 1/4 BH C/S | 1 |
| 22 | 561079 | S/A LATCH LEVER | 1 |
| 23 | 321136, 321137 | S/A SPRING (EA) | 1 |
| 24 | 200107 | 10-24 NYLOCK NUT THIN | 1 |
| 24,25 | 561076, 561078 | S/A LATCH BLOCK (EA) | |
| 26 | 505281 | ELR CLEVIS | 1 |
| 27 | 226138 | 5/16-24 x 1 1/2 BH C/S | 2 |
| 5,6 | 882409 | ELR ACTUATION ARM ASSM S525 | |
| 1-28 | 641460 | ELR HNGR W/O PAD PNTD R REHAB | |
| | 641461 | ELR HNGR W/O PAD PNTD L REHAB | |
| 29 | 923096 | ELR HNGR ASSM 14-15" W/ PD G424 | |
| 30 | 923097 | ELR HNGR ASSM 16-17" W/ PD G424 | |
| | 923098 | ELR HNGR ASSM 18-24" W/ PD G424 | |

POWER ELEVATING LEGREST (QUICKIE P210)



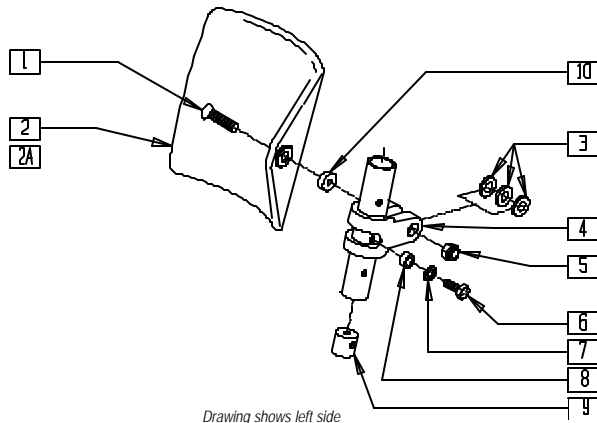
P200X57A

| ITEM | NUMBER | DESCRIPTION | QTY |
|------|--------|------------------------------|-----|
| 1 | 202100 | 5/16-24 NYLOCK NUT THIN | 4 |
| 2 | 201100 | 1/4-28 NYLOCK NUT THIN | 2 |
| 3 | 222108 | 5/16-18 x 1 1/4 BH C/S | 1 |
| 4 | 561016 | 1" WASHER 5/16" HOLE | 2 |
| 5 | 540252 | ELR PIVOT PRS | 1 |
| 6 | 202102 | 5/16-18 NYLOCK NUT THIN | 1 |
| 7 | 263100 | 5/16 AN WASHER FLAT | 1 |
| 8 | 505161 | ELR TUBE PRS | 1 |
| 9 | 561082 | 1" TUBE END BUSHING THIN | 2 |
| 10 | 481181 | ELR POST PRS | 1 |
| 11 | 341717 | 5/16-24 x 5/16 ROD END | 1 |
| 12 | 483122 | ELR PIVOT BLOCK PRS | 1 |
| 13 | 226138 | 5/16-24 x 1 1/2 BH C/S | 2 |
| 14 | 483121 | ELR HINGE POST PRS | 1 |
| 15 | 341250 | 1/4 x 1/4 STANDARD DOWEL PIN | 1 |
| 16 | 505134 | ELR S/A HOUSING WELDMENT R | 1 |

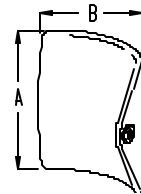
| ITEM | NUMBER | DESCRIPTION | QTY |
|------|--------|-----------------------------|-----|
| 16A | 505135 | ELR S/A HOUSING WELDMENT L | 1 |
| 17 | 226130 | 1/4-28 x 1 1/2 BH C/S | 2 |
| 18 | 481182 | ELR ROD END RECEIVER PRS | 1 |
| 19 | 202108 | 5/16-24 HEX JAM NUT | 1 |
| 20 | 340160 | BUSHING 3/8 x 5/16 ID x 3/8 | 1 |
| 21 | 226094 | 5/16 x 5/8 LG SHLDR BOLT | 1 |
| 22 | 521215 | ELR ADJ PUSH TUBE PRS | 1 |
| | 483158 | HINGE BLOCK BOTTOM TUBE | |
| 23 | 226120 | 1/4-20 x 1 BH C/S | 1 |
| 24 | 262130 | 6mm WASHER WAVE | 1 |
| 25 | 483022 | FRAME INSERT HEMI | 1 |
| 26 | 342013 | PLUG O-RING RUBBER HEMI | 1 |
| 27 | 521216 | ELR EXT PUSH TUBE PRS | 1 |
| 1-27 | 641410 | ELR HANGER ASSM R PRS | |
| | 641411 | ELR HANGER ASSM L PRS | |
| 1-27 | 923040 | ELR HANGER ASSM PRS (PR) | |

NOTE: FOR CALF PAD, SEE ARTICULATING LEGREST PAD ASSEMBLY ON PAGE 10.25.

ELR TROUGH CALF PAD (QUICKIE P190/P200/P300/P320)



MEASURING GUIDE



CALFPAD

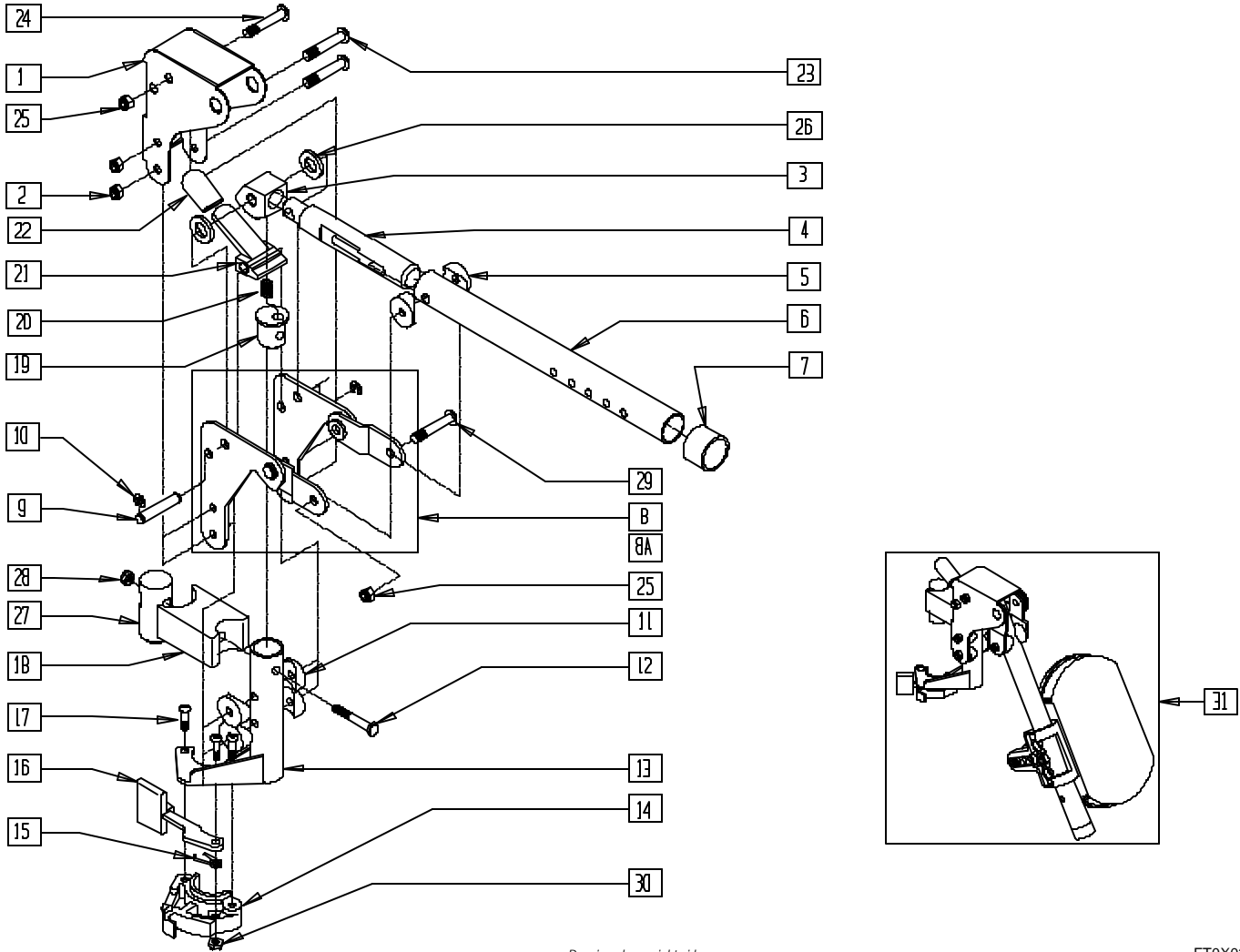
| PART NUMBER | "A" | "B" |
|-------------|--------|--------|
| 755014 | 5 1/4" | 5 1/2" |
| 755012 | 6 1/4" | 6 1/2" |

ELR00X03

| ITEM | NUMBER | DESCRIPTION | QTY |
|------|--------|-------------------------------|-----|
| 1 | 226200 | 5/16-18 x 2 1/2 BH C/S | 1 |
| 2 | 755012 | CALF PAD TROUGH STYLE 17"-20" | 1 |
| 2A | 755014 | CALF PAD TROUGH STYLE 14"/16" | 1 |
| 3 | 561016 | 1" WASHER 5/16" HOLE | 3 |
| 4 | 561097 | ELR ELEVATING TUBE CLAMP | 1 |
| 5 | 202102 | 5/16-18 NYLOCK NUT THIN | 1 |
| 6 | 221126 | 1/4-20 x 1 1/4 G8 HEX C/S | 1 |

| ITEM | NUMBER | DESCRIPTION | QTY |
|-----------|--------|---------------------------------|-----|
| 7 | 262130 | 6mm WASHER WAVE | 1 |
| 8 | 483027 | 1/4 x 1/4 ALUM SPACER BLK | 1 |
| 9 | 500151 | KIDS ALR RETAINING PLUG | 1 |
| 10 | 550160 | QUICKCONNCT SPACER 18/20" P2/P3 | 1 |
| 1-10 | 880695 | ELR TROUGH PAD ASSM 17/20 PWR | |
| 1,2A,3-10 | 880694 | ELR TROUGH PAD ASSM 14/16 PWR | |

ARTICULATING LEGREST ASSEMBLY (QUICKIE P110/V100[P100]/V-121/Z500[ZIPPIE P500])



Drawing shows right side

FTOX021

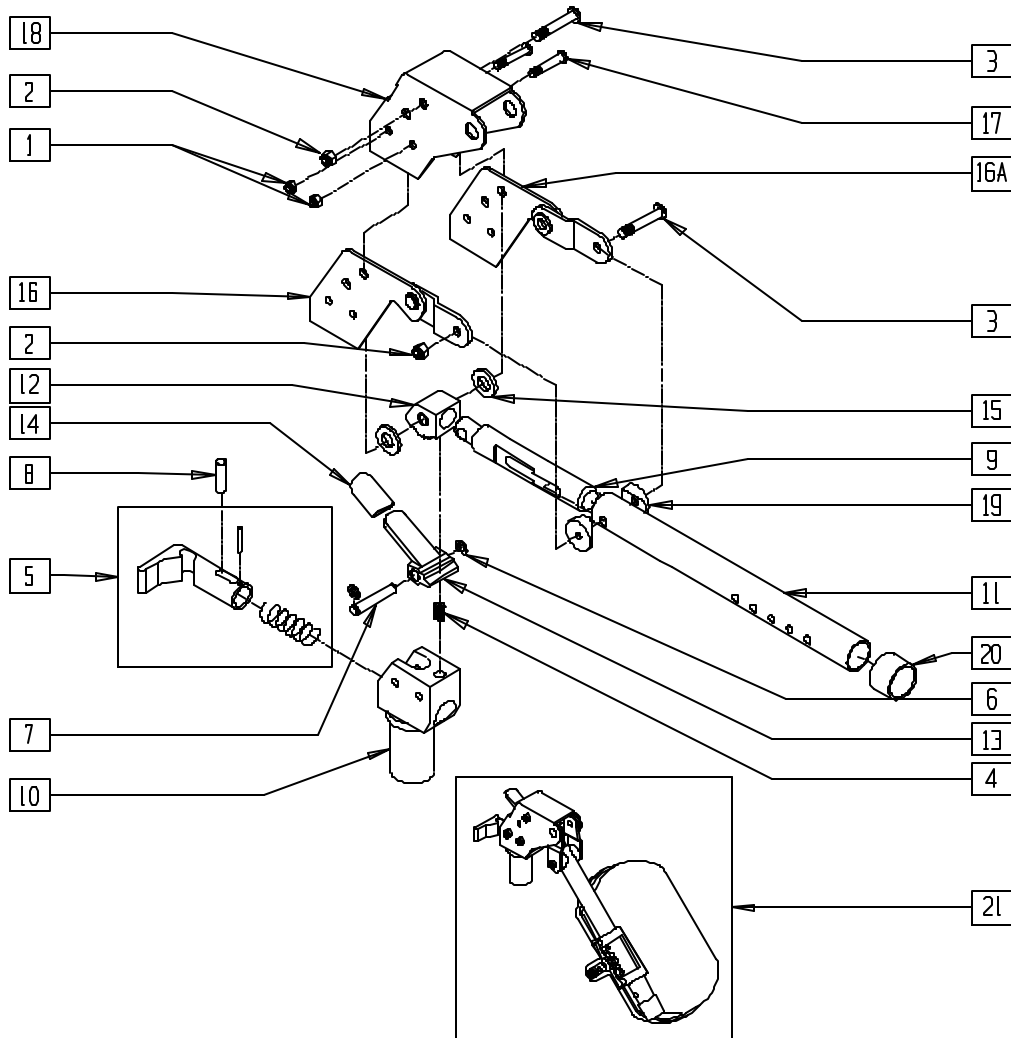
| ITEM | NUMBER | DESCRIPTION | QTY |
|-------|-------------------|---|-----|
| 1 | 562720 | ALR COVER STD | 1 |
| 2 | 201100 | 1/4-28 NYLOCK NUT THIN | 2 |
| 3 | 505900 | ALR RATCHET BLOCK | 1 |
| 4 | 483062 | ALR RATCHET ROD | 1 |
| 5 | 561006 | 1" SADDLE 5/16" HOLE | 2 |
| 6 | 505026 | ALR TUBE ONLY (SPECIFY COLOR) | 1 |
| 7 | 561082 | 1" TUBE END BUSHING THIN | 1 |
| 8 | 880526 | ALR BRACKET W/LINK R | 1 |
| 8A | 880527 | ALR BRACKET W/LINK L | 1 |
| 9 | 481052 | ALR RETAINING STUD | 1 |
| 10 | 342000 | 1/4" E-CLIP | 2 |
| 11 | 561004 | 1" SADDLE 1/4" HOLE | 4 |
| 12 | 221201 | 1/4-28 x 3 G8 HEX C/S | 1 |
| 13 | 505027, 505028 | ALR S/A TUBE ONLY (EA) (SPECIFY COLOR) | 1 |
| 14,30 | 561076, 561078 | S/A LATCH BLOCK (EA) | |
| 15 | 321136, 321137 | S/A SPRING (EA) | 1 |
| 16 | 561079 | S/A LATCH LEVER | 1 |

| ITEM | NUMBER | DESCRIPTION | QTY |
|----------------|-------------------|---|-----|
| 17 | 226011 | 10-24 x .665 BH C/S | 3 |
| 18 | 500178 | ALR PIVOT SADDLE BLOCK | 1 |
| 19 | 483060 | ALR SPRING PLUG | 1 |
| 20 | 321141 | .650L x 6 COIL SPRING | 1 |
| 21 | 505902 | ALR RELEASE LEVER | 1 |
| 22 | 560501 | ALR RELEASE LEVER COVER | 1 |
| 23 | 226150 | 1/4-28 x 2 BH C/S | 2 |
| 24 | 226198 | 5/16-18 x 2 BH C/S SHT THREAD | 1 |
| 25 | 202102 | 5/16-18 NYLOCK NUT THIN | 2 |
| 26 | 561016 | 1" WASHER 5/16" HOLE | 2 |
| 27 | 500177 | ALR PIVOT SADDLE .125 | 1 |
| 28 | 201110 | 1/4-28 NYLOCK NUT | 1 |
| 29 | 226195 | 5/16-18 x 1.82 BH C/S | 1 |
| 30 | 200107 | 10-24 NYLOCK NUT THIN | 3 |
| 14-17,30 | 880808, 880809 | S/A LATCH KIT 90D/HEMI/BRZ | |
| 1-8,8A 9-30 | 641430, 641431 | HANGER ALR W/O PAD PNTD S/A (EA) (SPECIFY COLOR) | |
| 31 | 923052 | ALR HANGER ASSM W/PAD (PR) (SPECIFY COLOR) | |

NOTE: THERE IS AN UPCHARGE FOR CUSTOM COLOR PARTS. PLEASE SEE PRICE LIST FOR COST.

ARTICULATING LEGREST ASSEMBLY (QUICKIE P300)

(Discontinued 4/96 - parts only; fits P300 prior to serial number P3-10500)



Drawing shows right side

P300X30

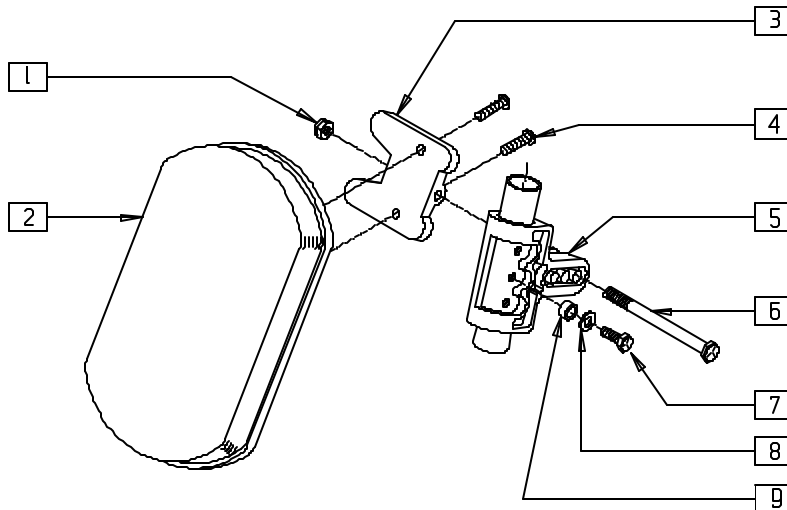
| ITEM | NUMBER | DESCRIPTION | QTY |
|------|--------|-------------------------------|-----|
| 1 | 201110 | 1/4-28 NYLOCK NUT | 2 |
| 2 | 202102 | 5/16-18 NYLOCK NUT THIN | 2 |
| 3 | 226195 | 5/16-18 x 1.82 BH C/S | 2 |
| 4 | 321141 | .650L x 6 COIL SPRING | 1 |
| 5 | 880520 | S/A LATCH MECH ASSM P300 | 1 |
| 6 | 342000 | 1/4" E-CLIP | 2 |
| 7 | 481052 | ALR RETAINING STUD | 1 |
| 8 | 481706 | PIN S/A LATCH MECH P300 | 1 |
| 9 | 483062 | ALR RATCHET ROD | 1 |
| 10 | 483712 | ALR PIVOT SADDLE P300 | 1 |
| 11 | 505026 | ALR TUBE ONLY (SPECIFY COLOR) | 1 |
| 12 | 505900 | ALR RATCHET BLOCK | 1 |
| 13 | 505902 | ALR RELEASE LEVER | 1 |
| 14 | 560501 | ALR RELEASE LEVER COVER | 1 |

| ITEM | NUMBER | DESCRIPTION | QTY |
|--------------------|--------|--|-----|
| 15 | 561016 | 1" WASHER 5/16" HOLE | 2 |
| 16 | 880528 | ALR BRACKET W/LINK R P300 | 1 |
| 16A | 880529 | ALR BRACKET W/LINK L P300 | 1 |
| 17 | 226148 | 1/4-28 x 1.85 BH C/S | 2 |
| 18 | 562722 | ALR COVER P300 | 1 |
| 19 | 561006 | 1" SADDLE 5/16" HOLE | 2 |
| 20 | 561018 | 1" TUBE END BUSHING THICK | 1 |
| 1-20 | 641710 | ALR HANGER W/O PAD PNTD R P300 (SPECIFY COLOR) | |
| 1-15, 16A,17-20 | 641711 | ALR HANGER W/O PAD PNTD L P300 (SPECIFY COLOR) | |
| 21 | 923054 | ALR HANGER ASSM W/PAD P300 (PR) (SPECIFY COLOR) | |

NOTE: THERE IS AN UPCHARGE FOR CUSTOM COLOR PARTS. PLEASE SEE PRICE LIST FOR COST.

ARTICULATING LEGREST PAD ASSEMBLY

(QUICKIE P110/P300/V100[P100]/V-121/
Z500[ZIPPIE P500], POWER RECLINE SYSTEM)



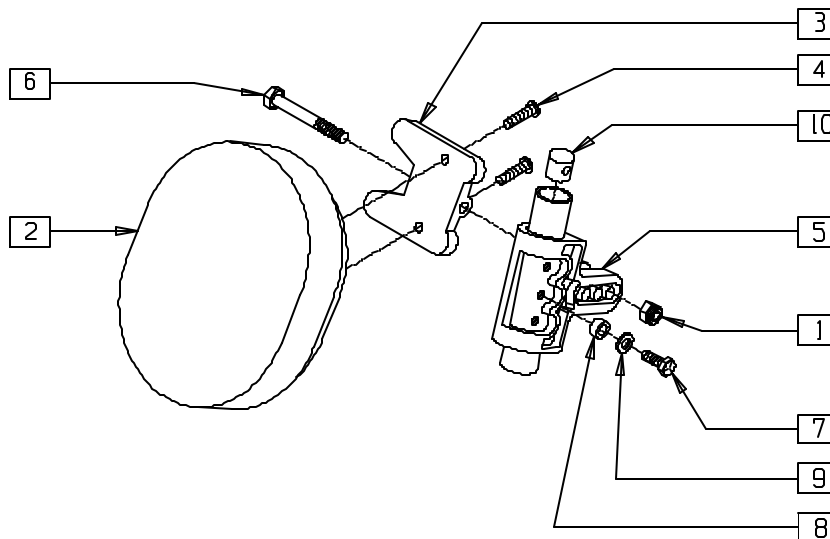
Drawing shows left side

P100X16

| ITEM | NUMBER | DESCRIPTION | QTY |
|------|--------|--------------------------|-----|
| 1 | 202103 | 5/16-18 NYLOCK NUT THICK | 1 |
| 2 | 755010 | ALR/ELR PAD | 1 |
| 3 | 561096 | ALR/ELR CALF PAD BRACKET | 1 |
| 4 | 281182 | 1/4-20 x 5/8 PAN PHIL | 2 |
| 5 | 561099 | CALF CLAMP ALR | 1 |
| 6 | 222255 | 5/16-18 x 3 1/2 HEX C/S | 1 |

| ITEM | NUMBER | DESCRIPTION | QTY |
|------|--------|----------------------------------|-----|
| 7 | 221126 | 1/4-20 x 1 1/4 G8 HEX C/S | 1 |
| 8 | 262130 | 6mm WASHER WAVE | 1 |
| 9 | 483027 | 1/4 x 1/4 ALUM SPACER BLK | 1 |
| 1-6 | 881399 | ALR CALF PAD W/BRACKET | |
| 1-9 | 881400 | ALR CALF PAD ASSM (15"-20") (EA) | |

KIDS ARTICULATING LEGREST PAD ASSEMBLY (QUICKIE Z500[ZIPPIE P500])



Drawing shows left side

P500X50

| ITEM | NUMBER | DESCRIPTION | QTY |
|------|--------|--------------------------|-----|
| 1 | 202103 | 5/16-18 NYLOCK NUT THICK | 1 |
| 2 | 755020 | 4 x 5 OVAL PAD | 1 |
| 3 | 561096 | ALR/ELR CALF PAD BRACKET | 1 |
| 4 | 281181 | 1/4-20 x 3/4 PAN PHIL | 2 |
| 5 | 561099 | CALF CLAMP ALR | 1 |
| 6 | 222255 | 5/16-18 x 3 1/2 HEX C/S | 1 |

| ITEM | NUMBER | DESCRIPTION | QTY |
|------|--------|-----------------------------|-----|
| 7 | 221126 | 1/4-20 x 1 1/4 G8 HEX C/S | 1 |
| 8 | 483027 | 1/4 x 1/4 ALUM SPACER BLK | 1 |
| 9 | 262130 | 6mm WASHER WAVE | 1 |
| 10 | 500151 | KIDS ALR RETAINING PLUG | 1 |
| 1-6 | 881401 | KIDS ALR OVAL PAD W/BRACKET | |
| 1-10 | 881402 | KIDS ALR OVAL PAD ASSM (EA) | |

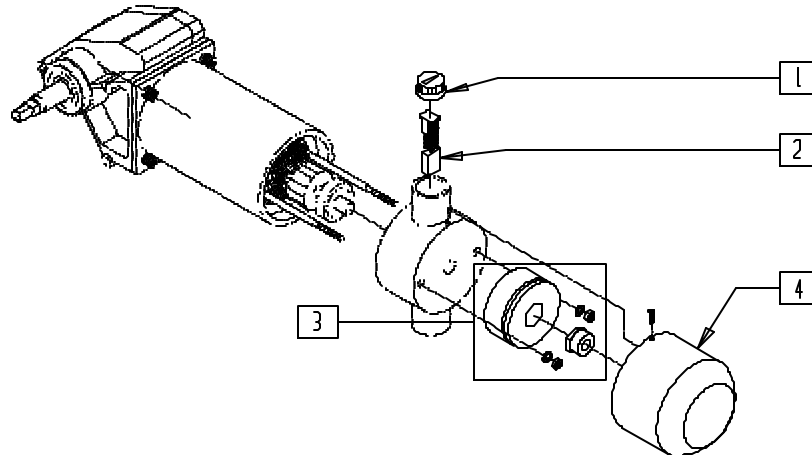
Motors

IN THIS SECTION

| | | | |
|--|------|---|-------|
| Brake/Motor Assembly (Quickie P100/P110, Zippie P500) (Disc.) | 11.1 | Motor/Gear Box Assembly (Quickie G-424) (Disc.) | 11.8 |
| Motor Retro Kit (Quickie V100[P100]/Z500[Zippie P500]) | 11.1 | Motor Mounts (Quickie G-424) (Disc.) | 11.9 |
| Motor Retro Kit (Quickie P110) (Disc.)..... | 11.2 | Motor/Gear Box and Motor Mounts (Quickie G-424) (Disc.) | 11.9 |
| Motor Assembly (Quickie P110/P190/ V100[P100]/Z500[Zippie P500])..... | 11.2 | Motor/Gear Box and Motor Mounts (Quickie G-424)..... | 11.10 |
| Brake/Motor Assembly (14"-18" width) (Quickie P200/P320) | 11.3 | Motor Assembly (Quickie P-222) | 11.10 |
| Brake/Motor Assembly (19"/20" width) (Quickie P200/P320) | 11.4 | Interconnect Assembly (Quickie P-222) | 11.11 |
| Brake Motor Assembly (Quickie P210) | 11.5 | Motor Gear Box Assembly (20" Drive Wheel) (Quickie P300) (Disc.) | 11.12 |
| Power Base Assemblies (Quickie P200/P320) | 11.6 | Motor Gear Box Assembly (10" Drive Wheel) (Quickie P300) (Disc.) | 11.13 |
| Techpak (Quickie P200/P210/P320) | 11.6 | Motor/Gear Box Assembly (Quickie P300) (Disc.)..... | 11.14 |
| Techpak (Quickie P-222)..... | 11.7 | Motor/Gear Box Assembly (Quickie S-525) | 11.15 |
| Motor/Gear Box Assembly (Quickie G-424) (Disc.) | 11.7 | Motor and Gear Box (Quickie S-626) | 11.16 |
| Motor Mounts (Quickie G-424) (Disc.) | 11.8 | Motor/Gear Box Assembly (Quickie V-121[P120]) | 11.17 |
| | | Motor/Gear Box Assembly (Quickie V-521) | 11.17 |

BRAKE/MOTOR ASSEMBLY (QUICKIE P100/P110, ZIPPIE P500)

(Discontinued 9/11/95 - parts only; fits P100/P110 prior to serial number P1-7519, P500 prior to serial number P5-3510)



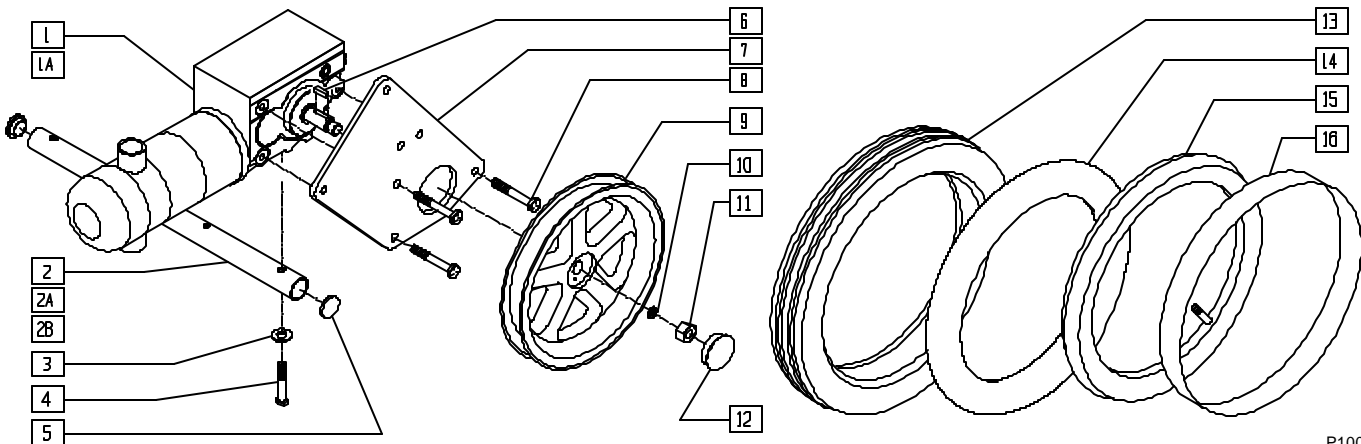
P100X26

| ITEM | NUMBER | DESCRIPTION | QTY |
|------|--------|--------------------------|-----|
| 1 | 560725 | BRUSH CAP P300 MOTOR O/S | 2 |
| 2 | 138194 | MOTOR BRUSH P1/P5 | 2 |

| ITEM | NUMBER | DESCRIPTION | QTY |
|------|--------|-------------------------------|-----|
| 3 | 499022 | BRAKE ONLY P100/P110/P500/B40 | 1 |
| 4 | 500577 | BRAKE COVER ONLY P100 | 1 |

MOTOR RETRO KIT (QUICKIE V100[P100]/Z500[ZIPPIE P500])

(Beginning serial number P1-7519, P5-3510)

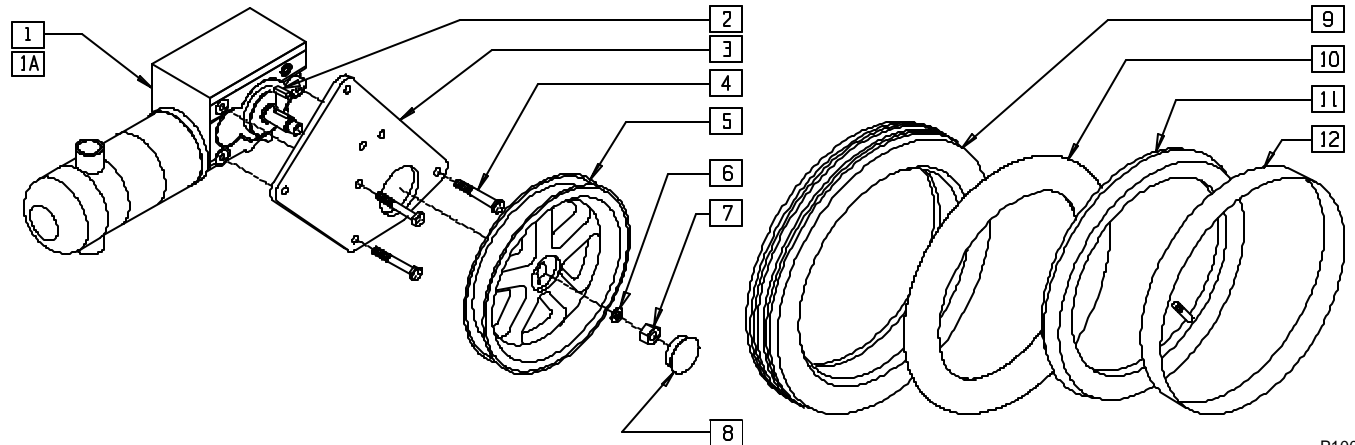


P100X50

| ITEM | NUMBER | DESCRIPTION | QTY |
|------|--------|--------------------------------|-----|
| 1 | 499420 | MOTOR GEAR BOX R P1/P5 | 1 |
| 1A | 499421 | MOTOR GEAR BOX L P1/P5 | 1 |
| 2 | 522741 | CROSS TUBE DD 16" W/RNUT P1/P5 | 1 |
| 2A | 522743 | CROSS TUBE DD 18" W/RNUT P1 | 1 |
| 2B | 522745 | CROSS TUBE DD 20" W/RNUT P1 | 1 |
| 3 | 263100 | 5/16 AN WASHER FLAT | 2 |
| 4 | 234960 | M8-35 HEX C/S | 2 |
| 5 | 561005 | 1" INSERT PLUG .125 | 2 |
| 6 | 341265 | KEY STEEL 5mm x 5mm x 20mm | 2 |
| 7 | 501761 | MOTOR PLATE DIRECT DRIVE P1/P5 | 2 |
| 8 | 234951 | M8-18 HEX C/S | 6 |
| 9 | 500579 | WHEEL RIM 12"/14" DIRECT DRIVE | 2 |
| 10 | 264100 | 1/2 AN WASHER FLAT | 2 |
| 11 | 210096 | M12 x 1.75 PREV TORO REV LNUT | 2 |
| 12 | 560990 | 1 1/2" DOME PLUG | 2 |
| 13 | 384706 | TIRE PNEU 12-1/2" x 2-1/4" | 2 |

| ITEM | NUMBER | DESCRIPTION | QTY |
|--------------------|--------|------------------------------------|-----|
| 14 | 382402 | 12-1/2" x 2-1/4" AIRLESS INSERT | 2 |
| 15 | 384736 | INNER TUBE 12 1/2" x 2 1/4" | 2 |
| 16 | 381241 | RIM STRIP 12" P1/P5 | 2 |
| 9,13,15,16 | 761720 | 12" MAG PNEU DIRECT DRIVE P1 | |
| 9,13,14 | 761723 | 12" MAG PNEU INSRT DIRECT DRIVE P1 | |
| 1,1A,2A,15,16 | 887142 | MOTORS W/PNEU RETRO 16" P1/P5 | |
| 1,1A,2-14 | 887143 | MOTORS W/INSRT RETRO 16" P1/P5 | |
| 1,1A,2A,3-13,15,16 | 887144 | MOTORS W/PNEU RETRO 18" P100 | |
| 1,1A,2A,3-14 | 887145 | MOTORS W/INSRT RETRO 18" P100 | |
| 1,1A,2B,3-13,15,16 | 887146 | MOTORS W/PNEU RETRO 20" P100 | |
| 1,1A,2B,3-14 | 887147 | MOTORS W/INSRT RETRO 20" P100 | |

MOTOR RETRO KIT (QUICKIE P110) (Discontinued 6/30/00 - parts only)

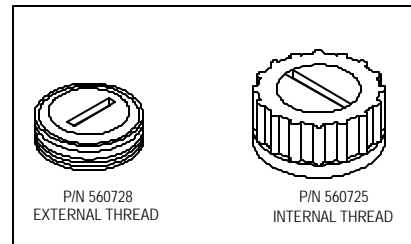
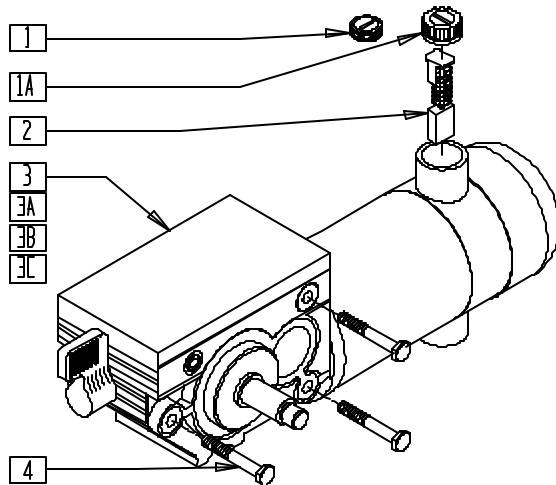


P100X51

| ITEM | NUMBER | DESCRIPTION | QTY |
|------|--------|--------------------------------|-----|
| 1 | 499420 | MOTOR GEAR BOX R P1/P5 | 1 |
| 1A | 499421 | MOTOR GEAR BOX L P1/P5 | 1 |
| 2 | 341265 | KEY STEEL 5mm x 5mm x 20mm | 2 |
| 3 | 501761 | MOTOR PLATE DIRECT DRIVE P1/P5 | 2 |
| 4 | 234951 | M8-18 HEX C/S | 6 |
| 5 | 500579 | WHEEL RIM 12/14" DIRECT DRIVE | 1 |
| 6 | 264100 | 1/2 AN WASHER FLAT | 2 |
| 7 | 210096 | M12 x 1.75 PREV TORO REV LNUT | 2 |
| 8 | 560990 | 1 1/2" DOME PLUG | 2 |

| ITEM | NUMBER | DESCRIPTION | QTY |
|--------------------|--------|------------------------------------|-----|
| 9 | 384706 | TIRE PNEU 12-1/2" x 2-1/4" | 1 |
| 10 | 382402 | 12-1/2" x 2-1/4" AIRLESS INSERT | 1 |
| 11 | 384736 | INNER TUBE 12-1/2" x 2-1/4" | 1 |
| 12 | 381241 | RIM STRIP 12" P1/P5 | 1 |
| 5,9,11,12 | 761720 | 12" MAG PNEU DIRECT DRIVE P1 | |
| 5,9,10 | 761723 | 12" MAG PNEU INSRT DIRECT DRIVE P1 | |
| 1,1A,2-9, 11,12 | 887140 | MOTORS W/PNEU RETRO P110 | |
| 1,1A,2-10 | 887141 | MOTORS W/INSRT RETRO P110 | |

MOTOR ASSEMBLY (QUICKIE P110/P190/V100[P100]/Z500[ZIPPIE P500])



P190X05

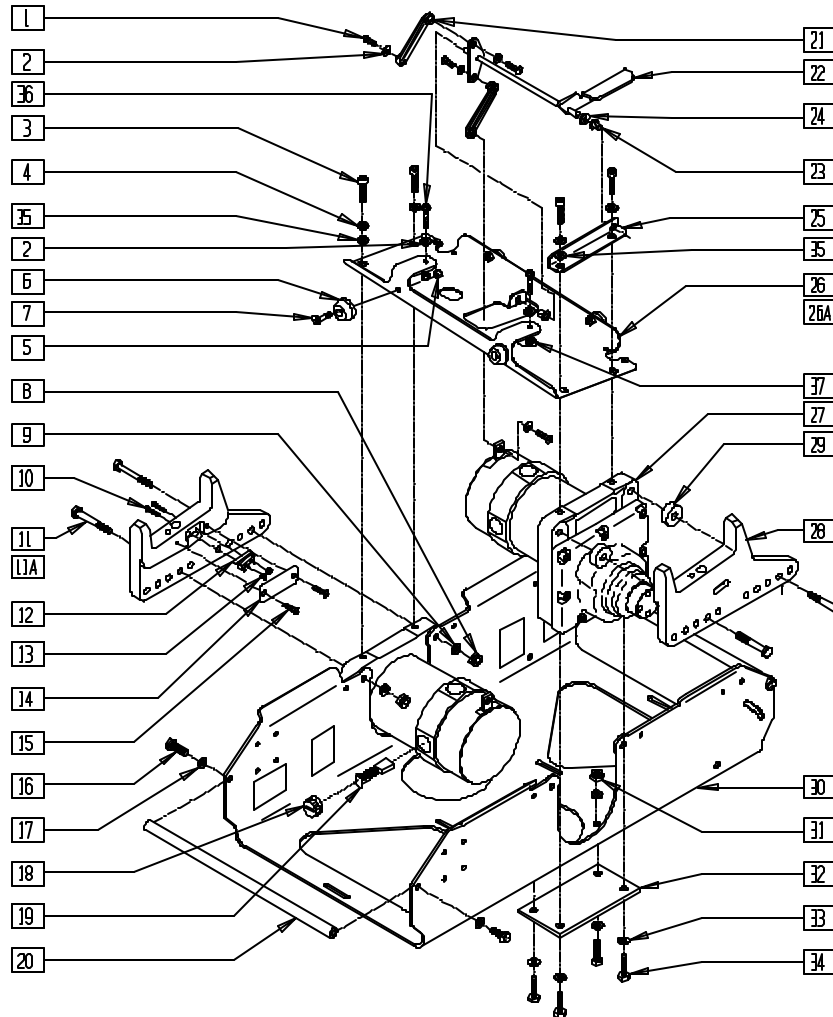
| ITEM | NUMBER | DESCRIPTION | QTY |
|------|--------|-------------------------|-----|
| 1 | 560728 | BRUSH CAP P3 MOTOR H.O. | 2 |
| 1A | 560725 | BRUSH CAP P3 MOTOR O/S | 2 |
| 2 | 138194 | MOTOR BRUSH P1/P5 | 2 |
| 3 | 499420 | MOTOR GEAR BOX R P1/P5 | 1 |
| 3A | 499421 | MOTOR GEAR BOX L P1/P5 | 1 |

| ITEM | NUMBER | DESCRIPTION | QTY |
|------|---------|--------------------------------|-----|
| 3B | 499424* | MOTOR/GEAR ASSM P190 14" RIGHT | 1 |
| 3C | 499425* | MOTOR/GEAR ASSM P190 14" LEFT | 1 |
| 3D | 499430 | MOTOR GEARBOX R P5-OX | 1 |
| 3E | 499431 | MOTOR GEARBOX L P5-OX | 1 |
| 4 | 234951 | M8-18 HEX C/S | 3 |

* FITS P190 WITH 14" DRIVE WHEEL

BRAKE/MOTOR ASSEMBLY (14"-18" WIDTH) (QUICKIE P200/P320)

(Qtronix setup effective 5/5/99)



P200X34A

| ITEM | NUMBER | DESCRIPTION | QTY |
|------|-----------|----------------------------------|-----|
| 1 | 281118 | 10-32 x 3/8 HEX C/S ZN | 4 |
| 2 | 261204 | #10 AN WASHER .063 | 6 |
| 3 | 226180 | 5/16-24 x 3/4 SOC C/S | 4 |
| 4 | 263100 | 5/16 AN WASHER FLAT | 6 |
| 5 | 200100 | 10-32 NYLOCK NUT | 4 |
| 6 | 560705 | BATTERY BUMPER | 4 |
| 7 | 281120 | 10-32 x 5/8 PAN HD PHIL | 4 |
| 8 | 202103 | 5/16-18 NYLOCK NUT THICK | 4 |
| 9 | 263113 | 5/16 WASHER THICK | 4 |
| 10 | 281015 | 2-56 x 3/4 PAN PHIL M/S ZN | 4 |
| 11 | 222240 | 5/16-18 x 2 HEX C/S | 4 |
| 11A | 222243 | 5/16-18 x 2 3/4 HEX C/S | 4 |
| 12 | 133839 | SWITCH MICRO P2 | 2 |
| 13 | 200026 | 2-56 NYLOCK NUT | 4 |
| 14 | 561107 | MICRO SWITCH COVER P2 | 2 |
| 15 | 281105 | 10-32 x 3/8 PAN PHIL | 4 |
| 16 | 221100 | 1/4-28 x 3/4 HEX C/S | 4 |
| 17 | 262100-QU | 1/4 AN WASHER FLAT | 4 |
| 18 | 560727 | BRUSH CAP 10" DRIVE MOTOR | 4 |
| 19 | 138195 | MOTOR BRUSH 10" DRIVE (SET OF 4) | 1 |
| 20 | 505165 | BATTERY PAN CROSSBAR P2 | 2 |
| 21 | 561374 | BRAKE REL PUSHROD 10" DRV | 2 |
| 22 | 540191 | BRAKE REL LEVER 14"-18" 10" DRV | 1 |

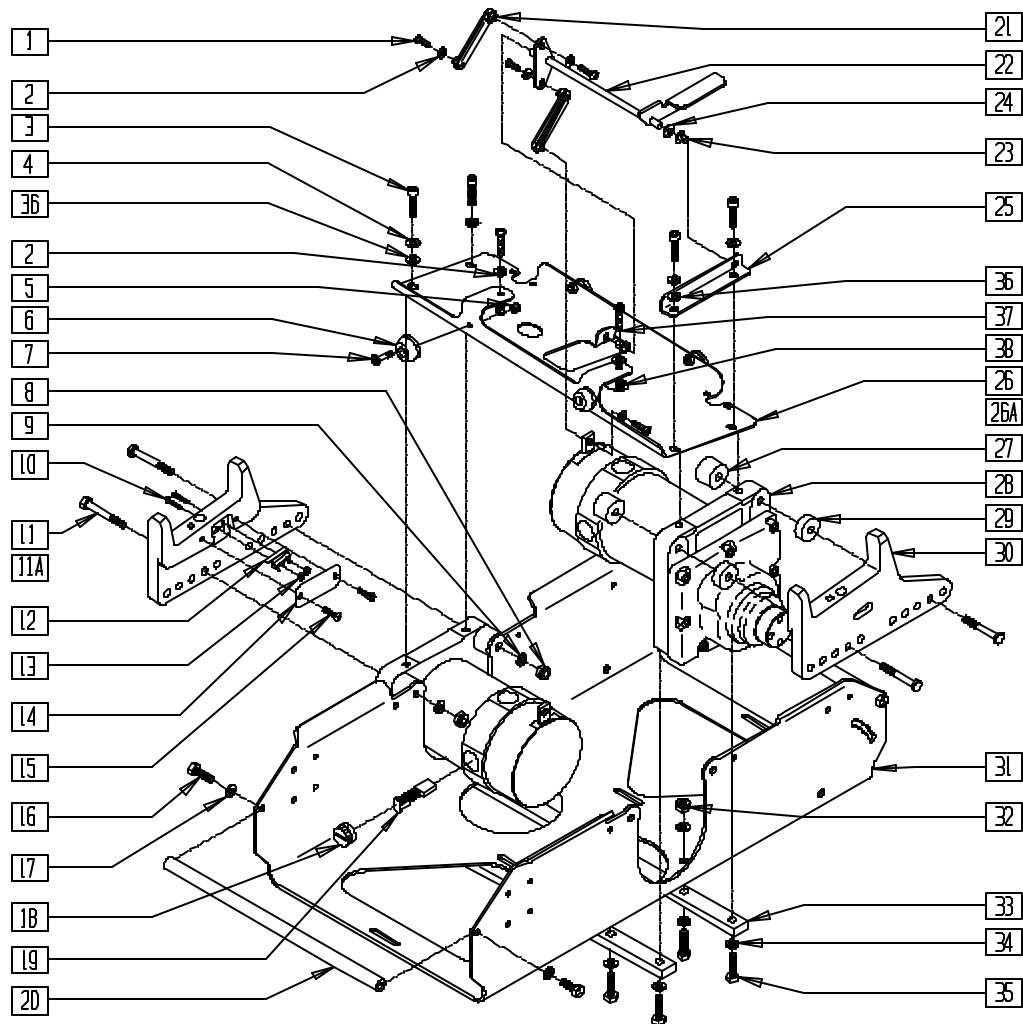
| ITEM | NUMBER | DESCRIPTION | QTY |
|-----------|-------------------|----------------------------------|-----|
| 23 | 560405 | 1/4" NYLINER | 2 |
| 24 | 561028 | 1/4" NYLON WASHER | 1 |
| 25 | 505265 | BRAKE RELEASE PIVOT P2/P3 | 1 |
| 26 | 505035 | CONTROLLER CHANNEL 10" DRIVE | 1 |
| 26A | 505480* | CNTRL CHNNL 10" DRIVE P2-OX | 1 |
| 12,27 | 499402 | MOTOR W/PLUG & SWITCH 14"-18" P2 | 2 |
| 12,27 | 499452* | MOTOR W/PLUG & SWTCH REG R P2 OX | 1 |
| | 499453* | MOTOR W/PLUG & SWTCH REG L P2 OX | 1 |
| 28 | 502020, 502021 | QUICK CNNCT SOCKET P2 (EA) | 1 |
| 29** | 550162 | QUICK CNNCT SPACER 15"/17"/19" | 4 |
| | 550160 | QUICK CNNCT SPACER 18"/20" P2/P3 | 4 |
| 30 | 505719 | BATTERY PAN P2 | 1 |
| 31 | 202101 | 5/16-24 STOVER LOCK NUT | 4 |
| 32 | 505023 | LOWER TIE PLATE P2 | 2 |
| 33 | 263100 | 5/16 AN WASHER FLAT | 12 |
| 34 | 222195 | 5/16-24 x 3/4 HEX C/S GRD 8 | 8 |
| 35 | 267360 | 5/16 WASHER INT LOCK ZN | 2 |
| 36 | 281150 | 10-32 x 1 1/2 PAN PHIL | 2 |
| 37 | 200100-QU | 10-32 NYLOCK NUT | 2 |
| 8-15,28 | 920060- 920065 | QUICK CNNCT SOCKET ASSM P2 (EA) | |
| 1,2,21-24 | 920199 | BRAKE REL LEVER ASSM 10" DRIVE | |

* PART NUMBERS 505480, 499452, AND 499453 ARE USED WITH OTRONIX CONTROLLER.

** 14" AND 16" WIDTHS DO NOT REQUIRE A QUICK CONNECT SPACER, ITEM 29.

BRAKE/MOTOR ASSEMBLY (19"/20" WIDTH) (QUICKIE P200/P320)

(Qtronix setup effective 5/5/99)



P200X44A

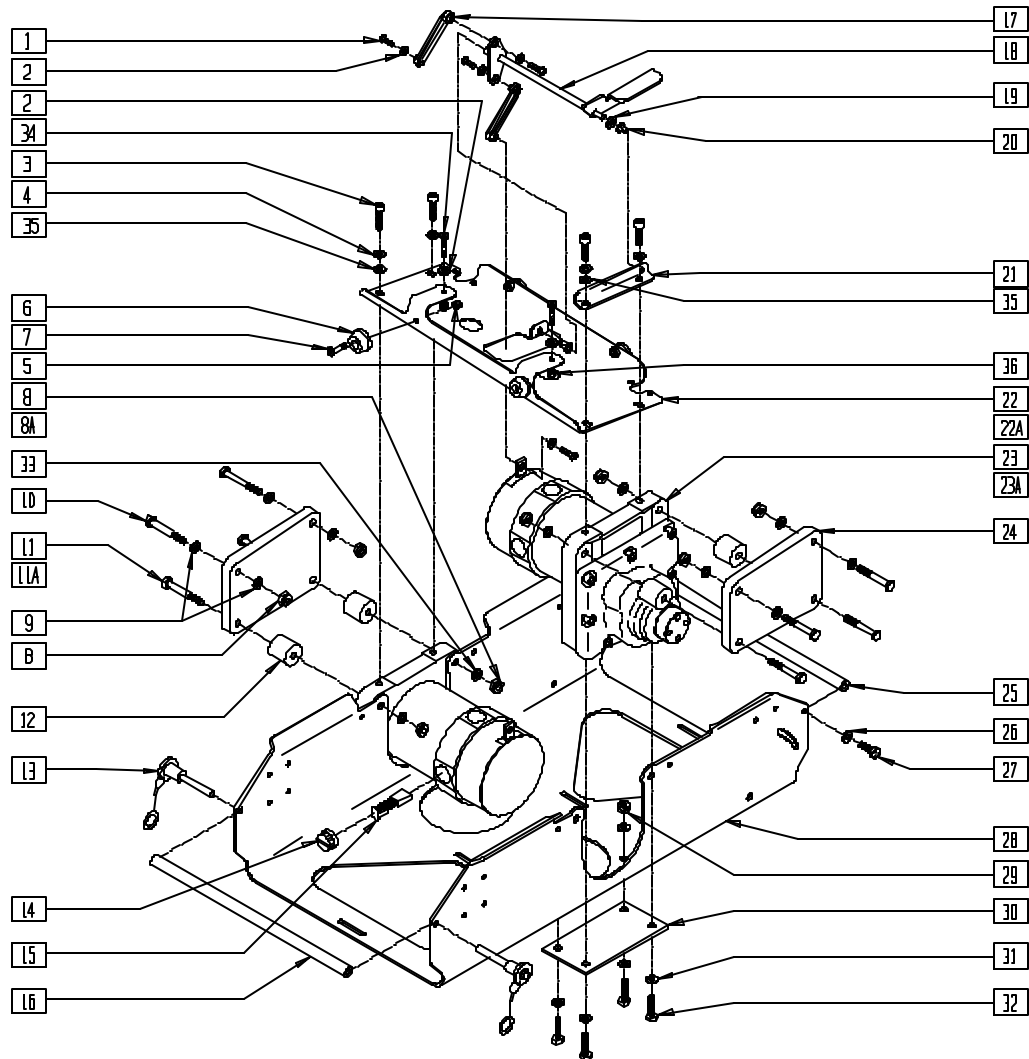
| ITEM | NUMBER | DESCRIPTION | QTY |
|------|-----------|---------------------------------|-----|
| 1 | 281118 | 10-32 x 3/8 HEX C/S ZN | 4 |
| 2 | 261204 | #10 AN WASHER .063 | 6 |
| 3 | 226180 | 5/16-24 x 3/4 SOC C/S | 4 |
| 4 | 263100 | 5/16 AN WASHER FLAT | 4 |
| 5 | 200100 | 10-32 NYLOCK NUT | 4 |
| 6 | 560705 | BATTERY BUMPER | 4 |
| 7 | 281120 | 10-32 x 5/8 PAN HD PHIL | 4 |
| 8 | 202103 | 5/16-18 NYLOCK NUT THICK | 4 |
| 9 | 263113 | 5/16 WASHER THICK | 4 |
| 10 | 281015 | 2-56 x 3/4 PAN PHIL M/S ZN | 4 |
| 11 | 222255 | 5/16-18 x 3 1/2 HEX C/S | 4 |
| 11A | 222251 | 5/16-18 x 3 3/4 HEX C/S | 4 |
| 12 | 133839 | SWITCH MICRO P2 | 2 |
| 13 | 200026 | 2-56 NYLOCK NUT | 4 |
| 14 | 561107 | MICRO SWITCH COVER P2 | 2 |
| 15 | 281105 | 10-32 x 3/8 PAN PHIL | 4 |
| 16 | 221100 | 1/4-28 x 3/4 HEX C/S | 4 |
| 17 | 262100-QU | 1/4 AN WASHER FLAT | 4 |
| 18 | 560727 | BRUSH CAP 10" DRIVE MOTOR | 4 |
| 19 | 138195 | MOTOR BRUSH 10" DRV (SET OF 4) | 1 |
| 20 | 505165 | BATTERY PAN CROSSBAR P2 | 2 |
| 21 | 561374 | BRAKE REL PUSHROD 10" DRV | 2 |
| 22 | 540192 | BRAKE REL LEVER 19"-20" 10" DRV | 2 |
| 23 | 560405 | 1/4" NYLINER | 2 |

| ITEM | NUMBER | DESCRIPTION | QTY |
|-------------------|-------------------|--------------------------------------|-----|
| 24 | 561028 | 1/4" NYLON WASHER | 1 |
| 25 | 505265 | BRAKE RELEASE PIVOT P2/P3 | 2 |
| 26 | 505055 | CONTROLLER CHANNEL 19"-20" P2 | 1 |
| 26A | 505481* | CNTRL CHNNL 19"/20" P2-OX | 1 |
| 27 | 550163 | MOTOR SPACER 19"/20" P2 | 1 |
| 12,28 | 499405 | MOTOR W/PLUG & SW 19"/20" P2 18 P210 | 2 |
| 12,28 | 499454* | MOTOR W/PLUG & SWTCH LNG R P2 OX | 1 |
| 12,28 | 499455* | MOTOR W/PLUG & SWTCH LNG L P2 OX | 1 |
| 29 | 550160 | QUICKCNNCT SPACER 18"/20" P2/P3 | 4 |
| 29 | 550162 | QUICKCNNCT SPACER 15"/17"/19" | 4 |
| 30 | 502020, 502021 | QUICKCNNCT SOCKET P2 (EA) | 1 |
| 31 | 505719 | BATTERY PAN P2 | 1 |
| 32 | 202100-MJ | 5/16-24 NYLOCK NUT THIN | 4 |
| 33 | 505245 | LOWER TIE BAR 19"/20" P2 | 2 |
| 34 | 263100 | 5/16 AN WASHER FLAT | 12 |
| 35 | 222197 | 5/16-24 x 1 HEX C/S GRD 8 | 8 |
| 36 | 267360 | 5/16 WASHER INT LOCK ZN | 2 |
| 37 | 281150 | 10-32 x 1 1/2 PAN PHIL | 2 |
| 38 | 200100-QU | 10-32 NYLOCK NUT | 2 |
| 8-15, 27,29,30 | 920066- 920069 | QUICKCNNCT SOC ASSM P2 (EA) | |
| 1,2,21-24 | 920193 | BRAKE REL LEVER ASSM LNG 10" DR | |

* PART NUMBERS 505481, 499454, AND 499455 ARE USED WITH QTRONIX CONTROLLER.

BRAKE MOTOR ASSEMBLY (QUICKIE P210)

(Qtronix setup effective 5/5/99)



P200X55A

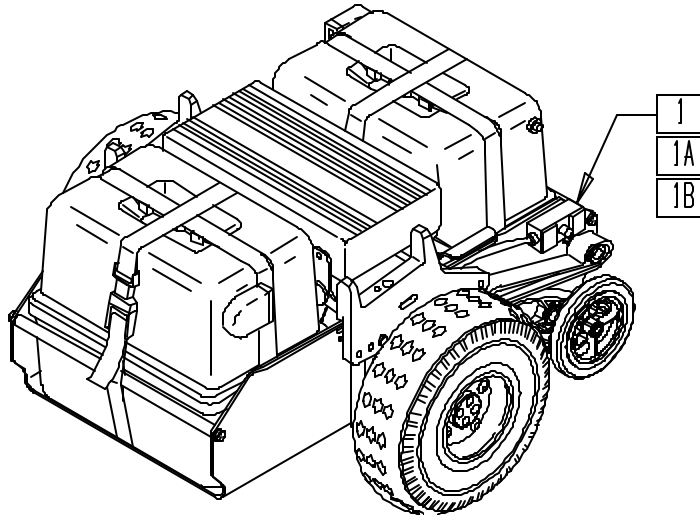
| ITEM | NUMBER | DESCRIPTION | QTY |
|------|-----------|----------------------------------|-----|
| 1 | 281118 | 10-32 x 3/8 HEX C/S ZN | 3 |
| 2 | 261204 | #10 AN WASHER .063 | 6 |
| 3 | 226180 | 5/16-24 x 3/4 SOC C/S | 4 |
| 4 | 263100 | 5/16 AN WASHER FLAT | 4 |
| 5 | 200100 | 10-32 NYLOCK NUT | 4 |
| 6 | 560705 | BATTERY BUMPER | 4 |
| 7 | 281120 | 10/32 x 5/8 PAN HD PHIL | 4 |
| 8 | 202104 | 5/16-24 NYLOCK NUT | 8 |
| 8A | 202103 | 5/16-18 NYLOCK NUT THICK (18") | 8 |
| 9 | 263110-QU | 5/16 AN WASHER FLAT THIN | 8 |
| 10 | 222110 | 5/16-24 x 1 3/4 HEX C/S | 4 |
| 11 | 222190 | 5/16-24 x 2 HEX C/S | 4 |
| 11A | 222192 | 5/16-18 x 3 HEX C/S (18") | 4 |
| 12** | 550163 | MOTOR SPACER 19"/20" P2 18" P210 | 4 |
| 13 | 349020 | STROLLER HANDLE RELEASE PIN | 2 |
| 14 | 560727 | BRUSH CAP 10" DRIVE MOTOR | 1 |
| 15 | 138195 | MOTOR BRUSH 10" DRV (SET OF 4) | 1 |
| 16 | 505167 | BATTERY PAN CROSSBAR OR P2 | 1 |
| 17 | 561374 | BRAKE REL PUSHROD 10" DRV | 2 |
| 18 | 540191 | BRAKE REL LEVER 14"-18" 10" DRV | 1 |
| 19 | 561028 | 1/4" NYLON WASHER | 2 |

| ITEM | NUMBER | DESCRIPTION | QTY |
|-----------|-----------|--------------------------------|-----|
| 20 | 560405 | 1/4" NYLINER | 1 |
| 21 | 505265 | BRAKE RELEASE PIVOT P2/P3 | 1 |
| 22 | 505035 | CONTROLLER CHANNEL 10" DRIVE | 1 |
| 22A | 505480* | CNTRL CHNNL 10" DRIVE P2-OX | 1 |
| 23 | 499404 | MOTOR W/PLUG P3 (10") | 1 |
| 23A | 499450* | MOTOR W/PLUG REG R P210 OX | 1 |
| | 499451* | MOTOR W/PLUG REG L P210 OX | |
| 24 | 505445 | MOTOR PLATE 16" PRS | 2 |
| 25 | 505165 | BATTERY PAN CROSSBAR P2 | 1 |
| 26 | 262100-QU | 1/4 AN WASHER FLAT | 2 |
| 27 | 221100 | 1/4-28 x 3/4 HEX C/S | 2 |
| 28 | 505719 | BATTERY PAN P2 | 1 |
| 29 | 202101 | 5/16-24 STOVER LOCK NUT | 8 |
| 30 | 505023 | LOWER TIE PLATE P2 | 2 |
| 31 | 263100 | 5/16 AN WASHER FLAT | 12 |
| 32 | 222195 | 5/16-24 x 3/4 HEX C/S G8 | 8 |
| 33 | 263113 | 5/16 WASHER THICK | 4 |
| 34 | 281150 | 10-32 x 1 1/2 PAN PHIL | 2 |
| 35 | 267350 | 1/4 WASHER INT LOCK ZN | 2 |
| 36 | 200100-QU | 10-32 NYLOCK NUT | 2 |
| 1,2,17-20 | 920199 | BRAKE REL LEVER ASSM 10" DRIVE | |

* PART NUMBERS 505480,499450, AND 499451 USED WITH QTRONIX CONTROLLER.

** ITEM 12 (P/N 550163) USED ON 18" WIDE.

POWER BASE ASSEMBLIES (QUICKIE P200/P320)



P200X51

| ITEM | NUMBER | DESCRIPTION | QTY |
|------|---------------|---|-----|
| 1* | 887118-887124 | MOTOR UNIT W/PNEU WHL 14"-20" P2 | 1 |
| | 887450-887456 | MOTOR UNIT W/PNEU WHL 14"-20" P2-QX (OTRONIX) | |
| 1A* | 887218-887224 | MOTOR UNIT W/FOAM WHL 14"-20" P2 | 1 |
| | 887457-887463 | MOTOR UNIT W/FOAM WHL 14"-20" P2-QX (OTRONIX) | |
| 1B* | 887128-887134 | POWER BASE UNIT W/PNEU WHL 14"-20" (INCLUDES BATTERY BOX AND CONTROL BOX) | 1 |

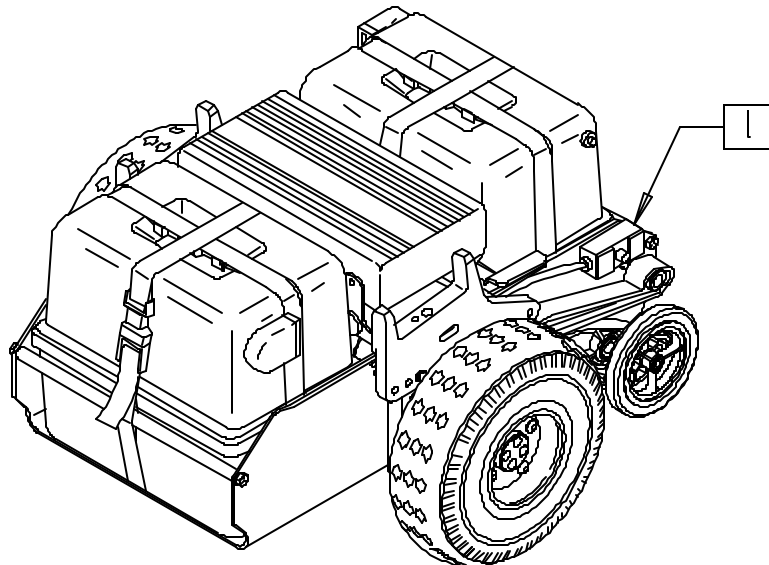
| ITEM | NUMBER | DESCRIPTION | QTY |
|------|---------------|---|-----|
| 1B** | 887470-887476 | POWER BASE UNIT W/PNEU WHL 14"-20" QX(OTRONIX) (INCLUDES BATTERY BOX) | 1 |
| | 887500-887506 | POWER BASE UNIT W/PNEU WHL 14"-20" P320 QX (INCLUDES BATTERY BOX) | |
| | 887228-887234 | POWER BASE UNIT W/FOAM WHL 14"-20" (INCLUDES BATTERY BOX AND CONTROL BOX) | |
| | 887480-887486 | PWR BASE UNIT W/FOAM WHL 14"-20" QX (OTRONIX) (INCLUDES BATTERY BOX) | |
| | 887507-887513 | PWR BASE UNIT W/FOAM WHL 14"-20" P320 QX (INCLUDES BATTERY BOX) | |

* CONTROL BOX, BATTERY AND BATTERY BOX ARE NOT INCLUDED WITH MOTOR UNIT.

** BATTERY NOT INCLUDED WITH POWER BASE.

NOTE: OTRONIX EFFECTIVE 5/5/99.

TECHPAK (QUICKIE P200/P210/P320)



THE TECHPAK IS PAINTED RED FOR EASY IDENTIFICATION. THE KIT INCLUDES DISCONNECT SPACERS TO FIT BOTH A STANDARD BASE AND A WIDE BASE AND THE APPROPRIATE MOUNTING HARDWARE FOR THE NON-REMOVABLE P210.

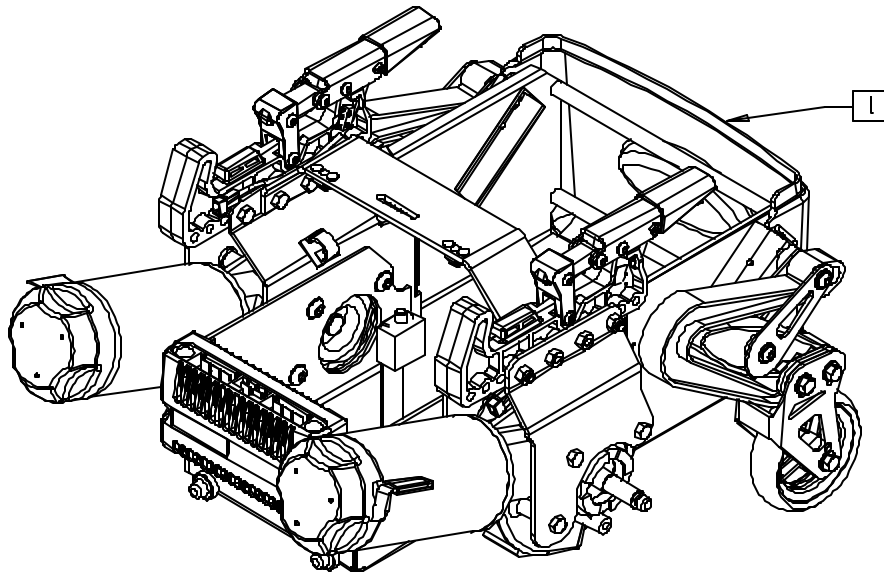
P200X51A

| ITEM | NUMBER | DESCRIPTION | QTY |
|------|--------|-------------------------------------|-----|
| 1 | 887240 | TECH PAK 16" W/PNEU RED PAN | 1 |
| | 887490 | TECH PAK 16" W/PNEU RED PAN OTRONIX | |

| ITEM | NUMBER | DESCRIPTION | QTY |
|------|--------|-------------------------------------|-----|
| 1 | 887241 | TECH PAK 19" W/PNEU RED PAN | 1 |
| | 887491 | TECH PAK 19" W/PNEU RED PAN OTRONIX | |

NOTE: OTRONIX EFFECTIVE 5/5/99.

TECHPAK (QUICKIE P-222)



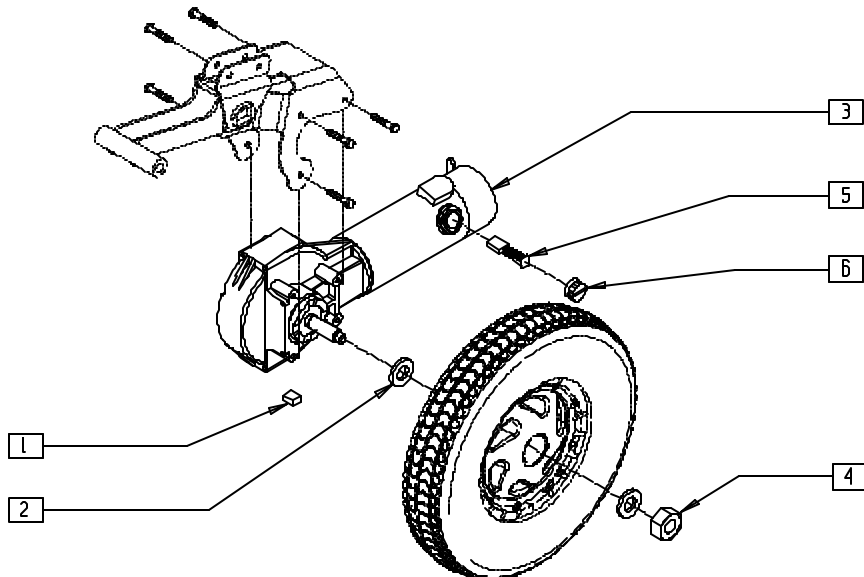
P2220X29

| ITEM | NUMBER | DESCRIPTION | QTY |
|------|--------|------------------------------|-----|
| 1 | 887244 | TECHPAK STD ASSM W/O DRV WHL | |

| ITEM | NUMBER | DESCRIPTION | QTY |
|------|--------|-------------------------------|-----|
| 1 | 887245 | TECHPAK WIDE ASSM W/O DRV WHL | |

MOTOR/GEAR BOX ASSEMBLY (QUICKIE G-424)

(Discontinued 3/00 - parts only)



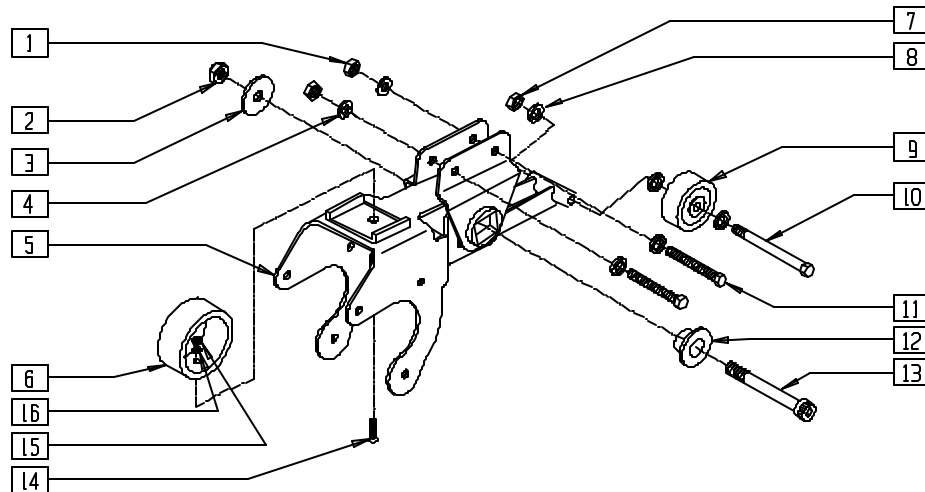
G424X36A

| ITEM | NUMBER | DESCRIPTION | QTY |
|------|---------------|----------------------------|-----|
| 1 | 341265 | KEY STEEL 5mm x 5mm x 20mm | 1 |
| 2 | 264106 | 9/16" WASHER FLAT THICK | 2 |
| 3 | 499220-499235 | MOTOR G-DRIVE G424 | 1 |

| ITEM | NUMBER | DESCRIPTION | QTY |
|------|--------|-------------------------------|-----|
| 4 | 210096 | M12 x 1.75 PREV TORQ REV LNUT | 1 |
| 5,6 | 139197 | BRUSH/CAP SET ASI | 2 |

MOTOR MOUNTS (QUICKIE G-424)

(Discontinued 3/00 - parts only)



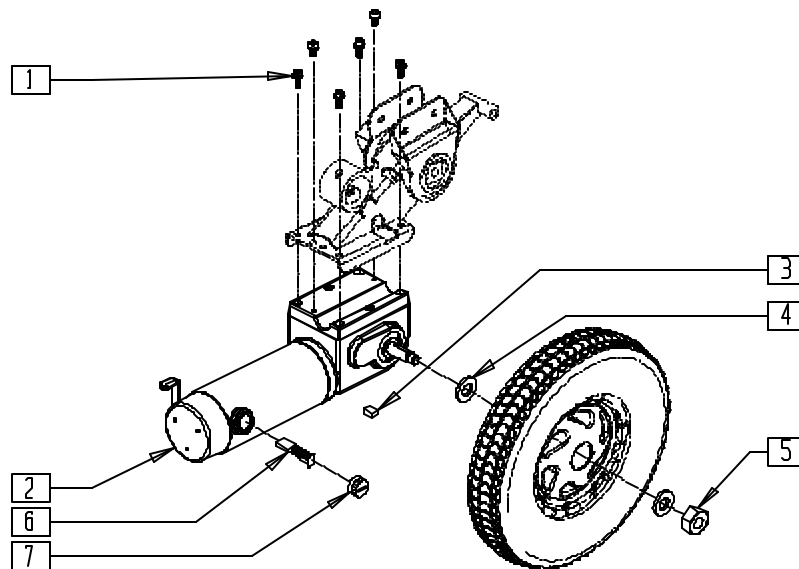
G424X03

| ITEM | NUMBER | DESCRIPTION | QTY |
|------|--------|-------------------------------|-----|
| 1 | 202104 | 5/16-24 NYLOCK NUT | 2 |
| 2 | 202226 | 7/16-14 UNC NYLOCK NUT | 1 |
| 3 | 340021 | MOTOR MOUNT WASHER | 1 |
| 4 | 263100 | 5/16 AN WASHER FLAT | 4 |
| 6 | 330132 | MOTOR MNT SUSPNSN BUMPER STD | 1 |
| 7 | 202103 | 5/16-18 NYLOCK NUT THICK | 1 |
| 8 | 263100 | 5/16 AN WASHER FLAT | 3 |
| 9 | 400010 | WHEEL ONLY 2" x 7/8" ANTI TIP | 1 |
| 10 | 222255 | 5/16-18 x 3 1/2 HEX C/S | 1 |

| ITEM | NUMBER | DESCRIPTION | QTY |
|------|--------|-----------------------------|-----|
| 11 | 226293 | 5/16-24 x 2 1/4 HEX C/S | 2 |
| 12 | 340020 | MOTOR MOUNT ADAPTER | 1 |
| 13 | 222091 | 7/16-14 x 3 1/2" SOC C/S | 1 |
| 14 | 226014 | 10-32 x 3/4 FH C/S BLK | 1 |
| 15 | 200101 | 10-32 NYLOCK NUT THIN | 1 |
| 16 | 261204 | #10 AN WASHER .063 | 1 |
| 1-16 | 881720 | MOTOR MOUNT ASSEMBLY R G424 | |
| | 881721 | MOTOR MOUNT ASSEMBLY L G424 | |

MOTOR/GEAR BOX ASSEMBLY (QUICKIE G-424)

(Effective 3/00) (Discontinued 9/6/01 - parts only)



G424X16A

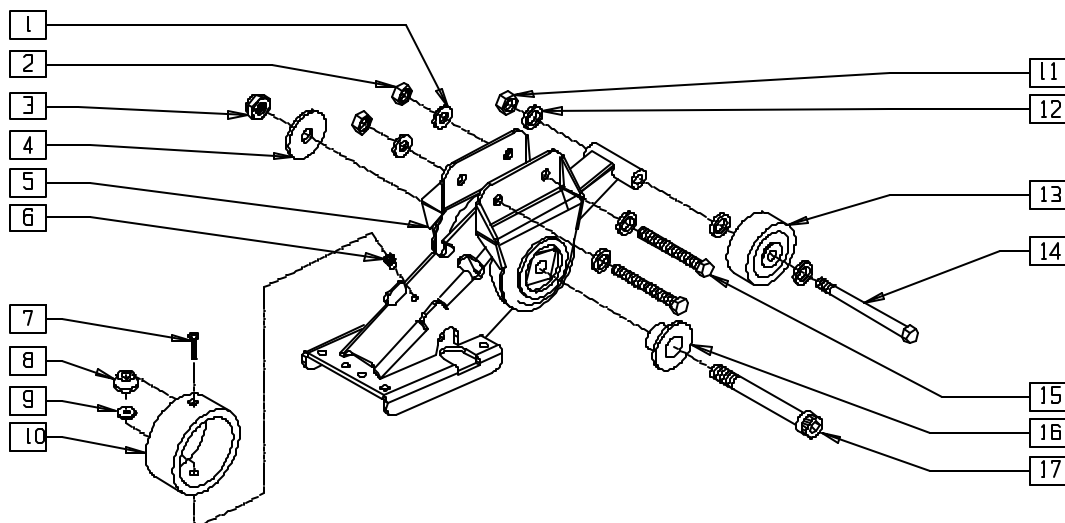
| ITEM | NUMBER | DESCRIPTION | QTY |
|---------|---------------|-------------------------------|-----|
| 1,2,6,7 | 499520-499527 | MOTOR ASSM G424 (EA) | |
| 3 | 341265 | KEY STEEL 5mm x 5mm x 20mm | 1 |
| 4 | 264106 | 9/16" WASHER FLAT THICK | 2 |
| 5 | 210096 | M12 x 1.75 PREV TORQ REV LNUT | 1 |

| ITEM | NUMBER | DESCRIPTION | QTY |
|---------|----------------|--|-----|
| 6 | 139198 | BRUSH/MOTOR RELIANCE | 2 |
| 7 | 139199 | CAP/BRUSH RELIANCE (CAP ONLY) | 2 |
| 1,2,6,7 | 882430-882435* | MOTOR ASSM G424 (NEW) (WITH MOTOR MOUNT ASSEMBLY) | |

* 882430-882435 INCLUDE MOTOR ASSEMBLY AND MOTOR MOUNT ASSEMBLY (MOTOR MOUNT ASSEMBLY SHOWN ON TOP OF PAGE 11.9 [MOTOR MOUNTS (QUICKIE G-424)]).

MOTOR MOUNTS (QUICKIE G-424)

(Effective 3/00) (Discontinued 9/6/01 - parts only)



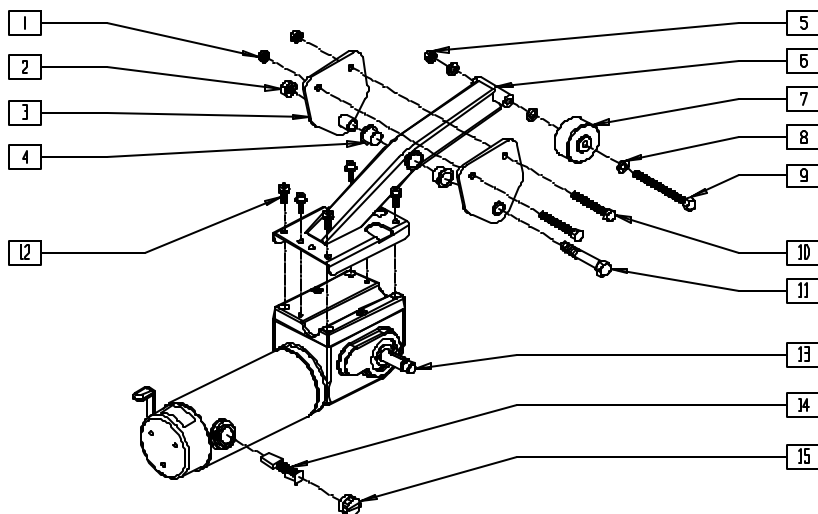
G4240X3A

| ITEM | NUMBER | DESCRIPTION | QTY |
|------|--------|-------------------------------|-----|
| 1 | 263100 | 5/16 AN WASHER FLAT | 4 |
| 2 | 202104 | 5/16-24 NYLOCK NUT | 2 |
| 3 | 202226 | 7/16-14 UNC NYLOCK NUT | 1 |
| 4 | 340021 | MOTOR MOUNT WASHER | 1 |
| 6 | 341491 | 10-32 x .130-.225 RIVNUT GOLD | 1 |
| 7 | 226028 | 10-32 x 1 BH C/S BLK | 1 |
| 8 | 561315 | RECESSED BUMPER G424 | 1 |
| 9 | 561016 | 1" WASHER 5/16" HOLE | 1 |
| 10 | 502033 | MOTOR MOUNT BUMPER G424 | 1 |

| ITEM | NUMBER | DESCRIPTION | QTY |
|-----------|--------|-------------------------------|-----|
| 11 | 202102 | 5/16-18 NYLOCK NUT THIN | 1 |
| 12 | 263100 | 5/16 AN WASHER FLAT | 3 |
| 13 | 400010 | WHEEL ONLY 2" x 7/8" ANTI TIP | 1 |
| 14 | 222255 | 5/16-18 x 3 1/2 HEX C/S | 1 |
| 15 | 226293 | 5/16-24 x 2 1/4 HEX C/S | 2 |
| 16 | 340020 | MOTOR MOUNT ADAPTER | 1 |
| 17 | 222091 | 7/16-14 x 3 1/2" SOC C/S | 1 |
| 1-17 | 881728 | MOTOR MOUNT R ASSM G424 (NEW) | |
| 1-7,10-17 | 881729 | MOTOR MOUNT L ASSM G424 (NEW) | |

MOTOR/GEAR BOX AND MOTOR MOUNTS (QUICKIE G-424)

(Effective 9/6/01) (Discontinued 1/21/02 - parts only)



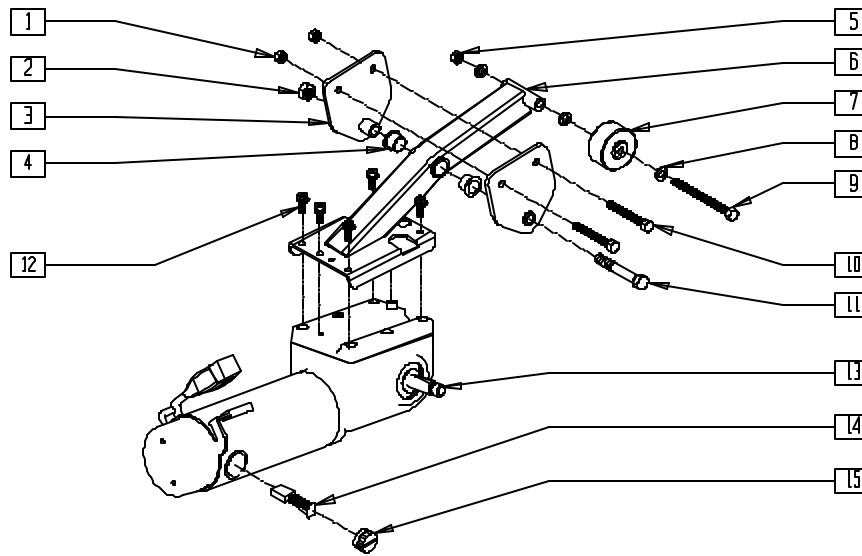
PMTR0X01

| ITEM | NUMBER | DESCRIPTION | QTY |
|------|--------|-------------------------------|-----|
| 1 | 202104 | 5/16-24 NYLOCK NUT | 2 |
| 2 | 202226 | 7/16-14 UNC NYLOCK NUT | 1 |
| 3 | 545562 | MOUNT BRACKET W/LDMNT | 2 |
| 4 | 349607 | MOTOR PIVOT BEARING | 2 |
| 5 | 202102 | 5/16-18 NYLOCK NUT THIN | 1 |
| 7 | 400010 | WHEEL ONLY 2" x 7/8" ANTI TIP | 1 |
| 8 | 263100 | 5/16 AN WASHER FLAT | 3 |
| 9 | 222251 | 5/16-18 x 3 3/4 HEX C/S | 1 |
| 10 | 226293 | 5/16-24 x 2 1/4 HEX C/S | 2 |

| ITEM | NUMBER | DESCRIPTION | QTY |
|-------|---------------|------------------------------|-----|
| 11 | 221098 | 7/16-14 x 2 1/2 HEX C/S | 1 |
| 14 | 139198 | BRUSH/MOTOR RELIANCE | 2 |
| 15 | 139199 | CAP/BRUSH RELIANCE | 2 |
| 12-15 | 499520-499527 | MOTOR ASSM G424 LBL | |
| 1-11 | 881918 | MOTOR MOUNT R ASSM MDFY G424 | |
| | 881919 | MOTOR MOUNT L ASSM MDFY G424 | |
| 1-15 | 882440-882445 | MOTOR ASSM MDFY G424 | |

MOTOR/GEAR BOX AND MOTOR MOUNTS (QUICKIE G-424)

(Effective 1/21/02)

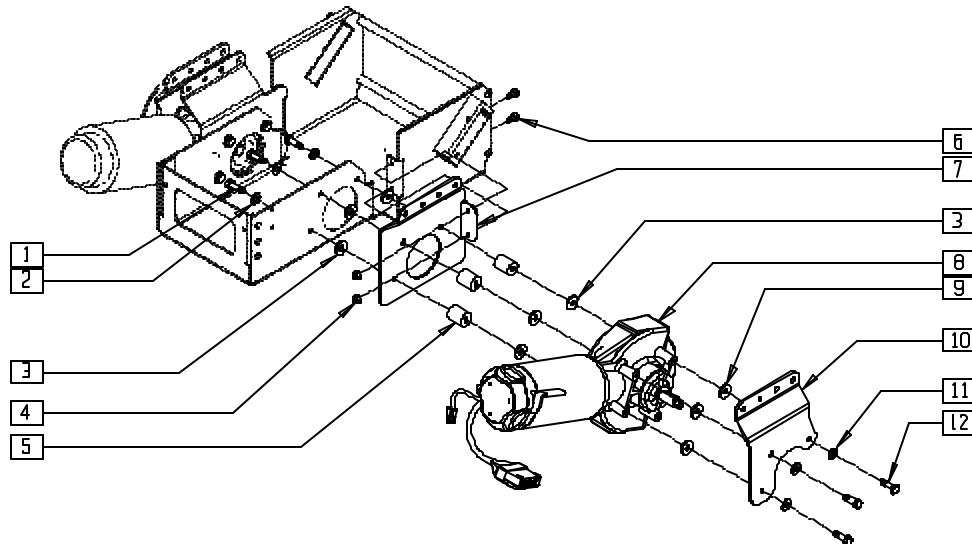


PMTR0X02

| ITEM | NUMBER | DESCRIPTION | QTY |
|------|--------|-------------------------------|-----|
| 1 | 202104 | 5/16-24 NYLOCK NUT | 2 |
| 2 | 202226 | 7/16-14 UNC NYLOCK NUT | 1 |
| 3 | 545562 | MOUNT BRACKET W/LDMNT | 2 |
| 4 | 349607 | MOTOR PIVOT BEARING | 2 |
| 5 | 202102 | 5/16-18 NYLOCK NUT THIN | 1 |
| 7 | 400010 | WHEEL ONLY 2" x 7/8" ANTI TIP | 1 |
| 8 | 263100 | 5/16 AN WASHER FLAT | 3 |
| 9 | 222251 | 5/16-18 x 3 3/4 HEX C/S | 1 |
| 10 | 226293 | 5/16-24 x 2 1/4 HEX C/S | 2 |

| ITEM | NUMBER | DESCRIPTION | QTY |
|-------|---------------|------------------------------|-----|
| 11 | 221098 | 7/16-14 x 2 1/2 HEX C/S | 1 |
| 14 | 139198 | BRUSH/MOTOR RELIANCE | 2 |
| 15 | 139199 | CAP/BRUSH RELIANCE | 2 |
| 12-15 | 499650-499655 | MOTOR ASSM | |
| 1-11 | 881918 | MOTOR MOUNT R ASSM MDFY G424 | |
| | 881919 | MOTOR MOUNT L ASSM MDFY G424 | |
| 1-15 | 882650-882655 | MOTOR ASSM G424 | |

MOTOR ASSEMBLY (QUICKIE P-222)



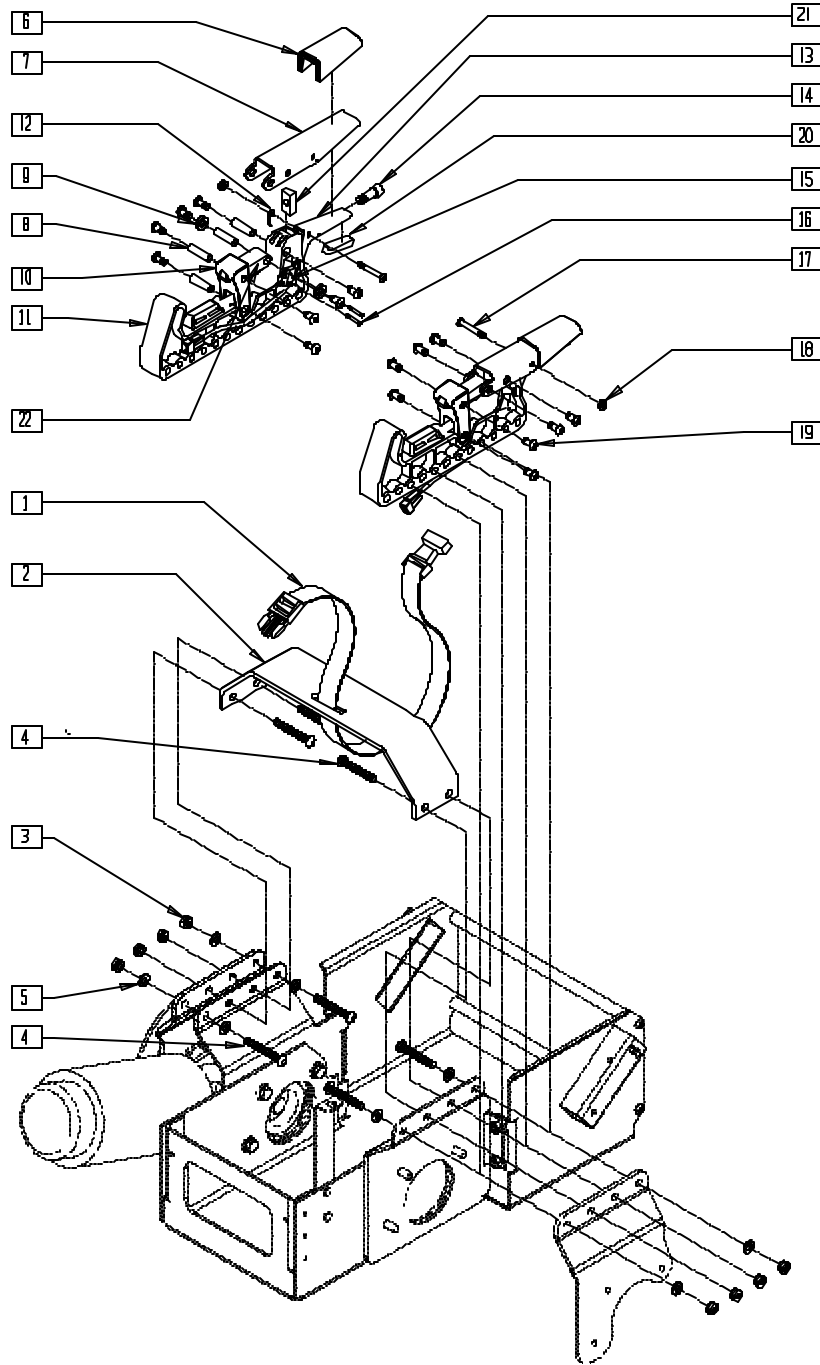
P2220X11

| ITEM | NUMBER | DESCRIPTION | QTY |
|------|----------------|-----------------------------------|-----|
| 1 | 201253 | 3/8-16 x 1 7/8 BH C/S W/PATCH BLK | 6 |
| | 201255 | 3/8-16 x 7/8 BH C/S W/PATCH BLK | |
| 2 | 263140 | 3/8 WASHER FLAT | 6 |
| 3 | 261113 | PLASTIC WASHERS 3/8 HOLE | 12 |
| 4 | 202300 | 1/4-28 NYLOCK NUT THIN BLK ZN | 4 |
| 5 | 505662 | MOTOR MOUNT SPACER | 6 |
| 6 | 221093 | 1/4-28 x 1/2 HEX C/S | 4 |
| 7 | 501741, 501742 | INNER MOTOR PLATE P222 | 1 |

| ITEM | NUMBER | DESCRIPTION | QTY |
|------|----------------|------------------------------|-----|
| 8 | 499355, | BRUSHLESS HELIX DRIVE 3.860D | 1 |
| | 499356 | | |
| 9 | 561059 | 3/4 OD x .318 ID WASHER | 3 |
| 10 | 501743, | OUTER MOTOR PLATE P222 STD | 1 |
| | 501744, | | |
| | 501745, 501746 | | |
| 11 | 263100 | 5/16 AN WASHER FLAT | 3 |
| 12 | 222195 | 5/16-24 x 3/4 HEX C/S GR8 | 6 |

* WHEN USING THE WIDE BASE, USE PART NUMBER 201253.

INTERCONNECT ASSEMBLY (QUICKIE P-222)



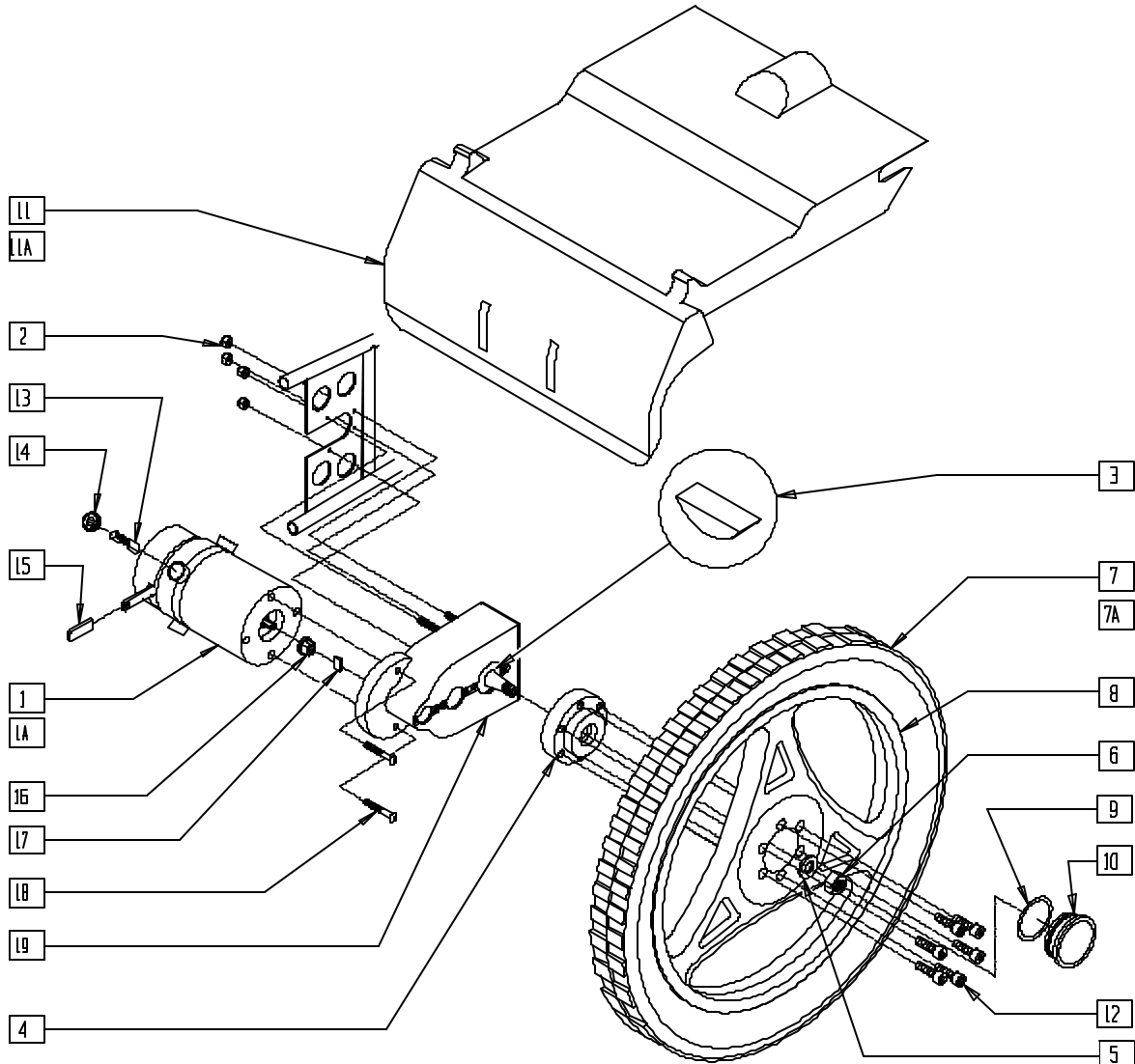
P222X12A

| ITEM | NUMBER | DESCRIPTION | QTY |
|------|-------------------|--------------------------------|-----|
| 1 | 750092 | BATTERY STRAP QTS TK | 1 |
| 2 | 887239 | TECHPAK SPREADER BAR ASSM | 1 |
| 3 | 202111 | 5/16-24 NYLOCK NUT THICK BLK | 4 |
| 4 | 222190 | 5/16-24 x 2 HEX C/S | 4 |
| 5 | 263100 | 5/16 AN WASHER FLAT | 4 |
| 6 | 560314 | INTERCONNECT HANDLE COVER P222 | 2 |
| 7 | 506211 | INTERCONNECT HANDLE P222 | 2 |
| 8 | 522400 | INTERCONNECT PIVOT BAR | 8 |
| 9 | 560313 | INTERCONNECT BUSHING P222 | 4 |
| 10 | 502255 | INTERCONNECT PRESS P222 | 2 |
| 11 | 502256 | INTERCONNECT RECEIVER | 2 |
| 12 | 320000, 320001 | INTERCONNECT SPRING | 2 |

| ITEM | NUMBER | DESCRIPTION | QTY |
|------|-------------------|--------------------------------|-----|
| 13 | 506210 | INTERCONNECT LOCK BRKT P222 | 2 |
| 14 | 222092 | 5/16-24 x 7/8 SOC C/S | 2 |
| 15 | 133262 | LIMIT SWITCH HARNESS | 2 |
| 16 | 281013 | 2-56 x 1/2 PAN PHIL M/S BLK | 4 |
| 17 | 226038 | 10-32 x 1 3/8 BH C/S BLK | 2 |
| 18 | 200100 | 10-32 NYLOCK NUT | 2 |
| 19 | 226071 | 1/4-28 x 1/2 BH C/S BLK | 16 |
| 20 | 341219 | FINGER PAD W/PSA | 2 |
| 21 | 481203 | INTERCONNECT ADJ PLATE P222 | 2 |
| 22 | 483749 | INTERCONNECT LINK P222 | 2 |
| 6-22 | 502265, 502266 | INTERCONNECT RECEIVER ASSEMBLY | |

MOTOR GEAR BOX ASSEMBLY (20" DRIVE WHEEL) (QUICKIE P300)

(Discontinued 4/96 - parts only; fits P300 prior to serial number P3-10500)



Drawing shows right side

P300X29

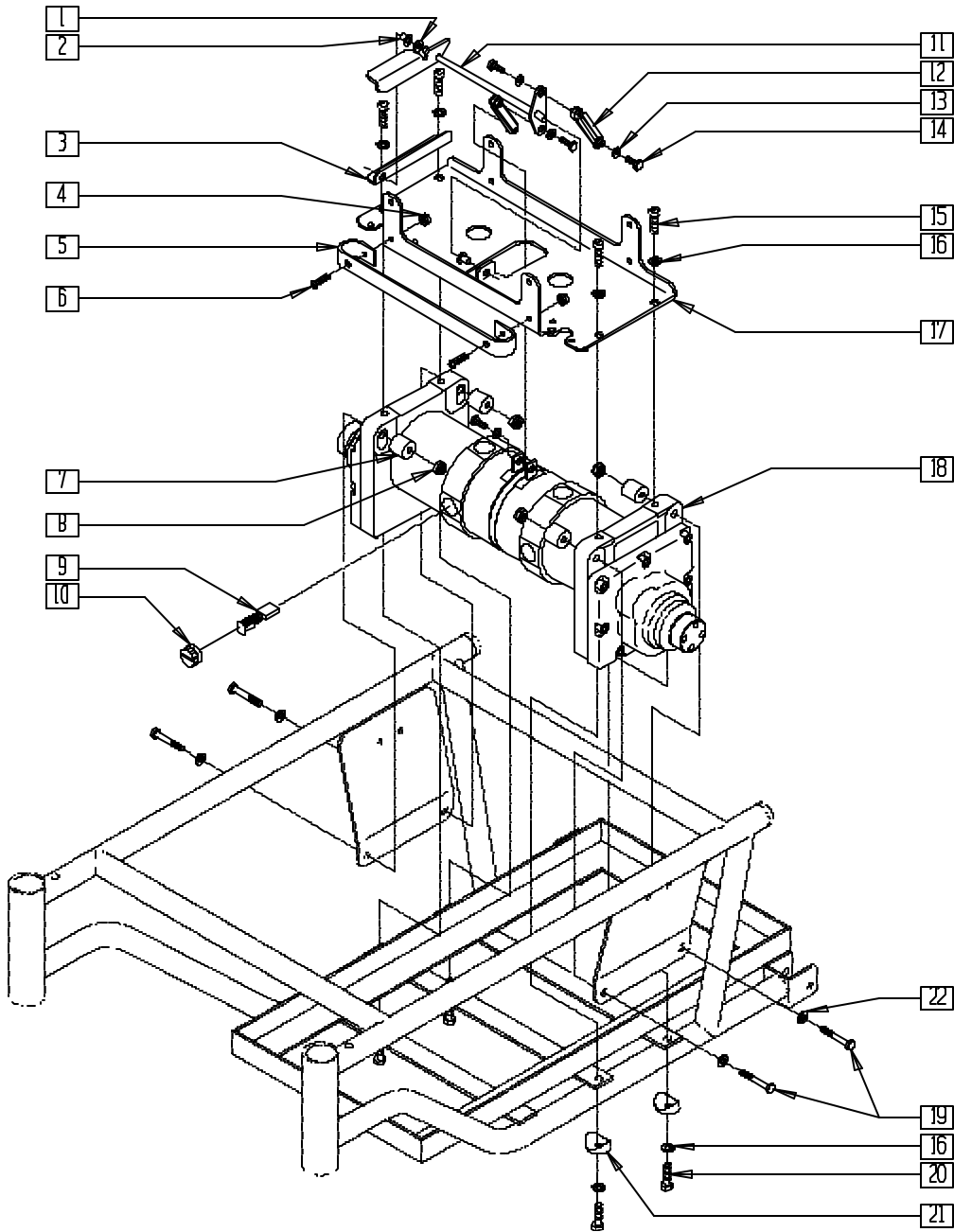
| ITEM | NUMBER | DESCRIPTION | QTY |
|------|---------|---------------------------------|-----|
| | 2 | 5/16-24 STOVER LOCK NUT | 4 |
| | 3 | #606 WOODRUFF KEY STEEL | 1 |
| | 4 | HUB P300 NEW | 1 |
| | 5 | 1/2 AN WASHER FLAT | 1 |
| | 6 | 1/2-20 GRD C LOCK NUT | 1 |
| | 8 | RIM 20" MAG ASSM P300 NEW | 1 |
| | 9 | CASTER CAP O-RING RUBBER | 1 |
| | 10 | DUST CAP W/O-RING P3 | 1 |
| | 7-9,10 | RR MAG 20" PNEU P300 NEW | 1 |
| | 7A,8-10 | RR MAG 20" PNEU INSERT P300 NEW | 1 |
| | 11 | REAR SHROUD 18 1/2" P300 | 1 |
| | 11A | REAR SHROUD 20 1/2" P300 | 1 |
| | 12 | 5/16-24 x 3/4 SOC C/S | 6 |
| | 13 | MOTOR BRUSH P300 (SET OF 4) | 1 |

| ITEM | NUMBER | DESCRIPTION | QTY |
|------|------------|--|-----|
| | 14 | BRUSH CAP P3 MOTOR H.O. | 4 |
| | 15 | 1 5/8" x .490 x .125 PLST COVER | 1 |
| | 16 | 561380 COUPLING MOTOR P300 | 1 |
| | 17 | 341283 KEY MOTOR P300 | 1 |
| | 18 | 226182 5/16-18 x 1 BH C/S | 2 |
| | 19 | 499510 GEAR BOX ONLY P300 | 1 |
| | 1,2,13-19 | 499910* MOTOR/GEAR ASSM R P300 NEW | |
| | 1A,2,13-19 | 499911 MOTOR/GEAR ASSM L P300 NEW | |
| | 1-6,13-19 | 887110* MOTOR/GEAR/HUB ASSEMBLY R P3 | |
| | 1A-6,13-19 | 887111 MOTOR/GEAR/HUB ASSEMBLY L P3 | |
| | 1A-19 | 923700 P3 MOTOR/PNEU WHL KIT 18 1/2" | |
| | 1A-19A | 923702 P3 MOTOR/INSERT WHL KIT 18 1/2" | |
| | 1A-19B | 923704 P3 MOTOR/PNEU WHL KIT 20 1/2" | |
| | 1A-19C | 923706 P3 MOTOR/INSERT WHL KIT 20 1/2" | |

* NOTE: PART NUMBER 499910 REPLACED BY 499911 BEGINNING SERIAL NUMBER P3-6706. 499910 AVAILABLE AS PARTS ONLY.
PART NUMBER 887110 REPLACED BY 887111 BEGINNING SERIAL NUMBER P3-6706. 887110 AVAILABLE AS PARTS ONLY.

MOTOR GEAR BOX ASSEMBLY (10" DRIVE WHEEL) (QUICKIE P300)

(Discontinued 4/96 - parts only; fits P300 prior to serial number P3-10500)



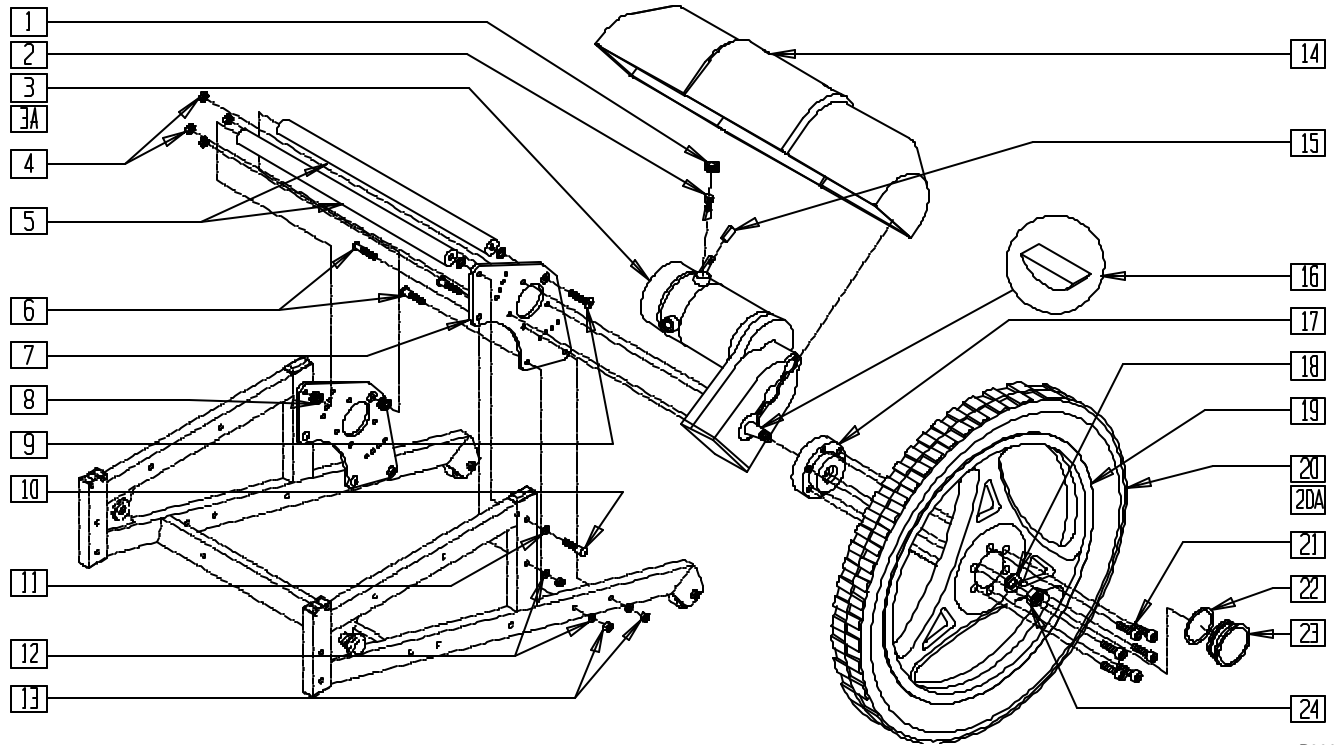
P300X38

| ITEM | NUMBER | DESCRIPTION | QTY |
|------|--------|----------------------------------|-----|
| 1 | 561028 | 1/4" NYLON WASHER | 1 |
| 2 | 560405 | 1/4" NYLINER | 2 |
| 3 | 505265 | BRAKE RELEASE PIVOT P2/P3 | 1 |
| 4 | 200100 | 10/32 NYLOCK NUT | 2 |
| 5 | 505155 | BATTERY BRACKET P3 (10") | 1 |
| 6 | 281120 | 10/32 x 5/8 PAN HD PHIL | 2 |
| 7 | 550160 | QUICKCINNCT SPCR 18"/20" P2/P3 | 4 |
| 8 | 202102 | 5/16-18 NYLOCK NUT THIN | 4 |
| 9 | 138195 | MOTOR BRUSH 10" DRIVE (SET OF 4) | 1 |
| 10 | 560727 | BRUSH CAP 10" DRIVE MOTOR | 4 |
| 11 | 540191 | BRAKE REL LEVER 14"-18" 10" DRV | 1 |
| 12 | 561374 | BRAKE REL PUSHROD 10" DRV | 2 |

| ITEM | NUMBER | DESCRIPTION | QTY |
|-----------|-----------|------------------------------------|-----|
| 13 | 261204 | #10 AN WASHER .063 | 4 |
| 14 | 281118 | 10-32 x 3/8 HEX C/S ZN | 4 |
| 15 | 226180 | 5/16-24 x 3/4 SOC C/S | 4 |
| 16 | 263100 | 5/16 AN WASHER FLAT | 8 |
| 17 | 505035 | CONTROLLER CHANNEL 10" DRIVE | 1 |
| 18 | 499404 | MOTOR W/PLUG P3 (10") | 2 |
| 19 | 222240 | 5/16-18 x 2 HEX C/S | 4 |
| 20 | 222190 | 5/16-24 x 2 HEX C/S | 4 |
| 21 | 561006 | 1" SADDLE 5/16" HOLE | 4 |
| 22 | 263110-QU | 5/16 AN WASHER FLAT THIN | 4 |
| 1,2,11-14 | 920199 | BRAKE RELEASE LEVER ASSM 10" DRIVE | |

MOTOR/GEAR BOX ASSEMBLY (QUICKIE P300)

(Discontinued 6/30/00 - parts only) (Fits P300 beginning serial number P3-10500)

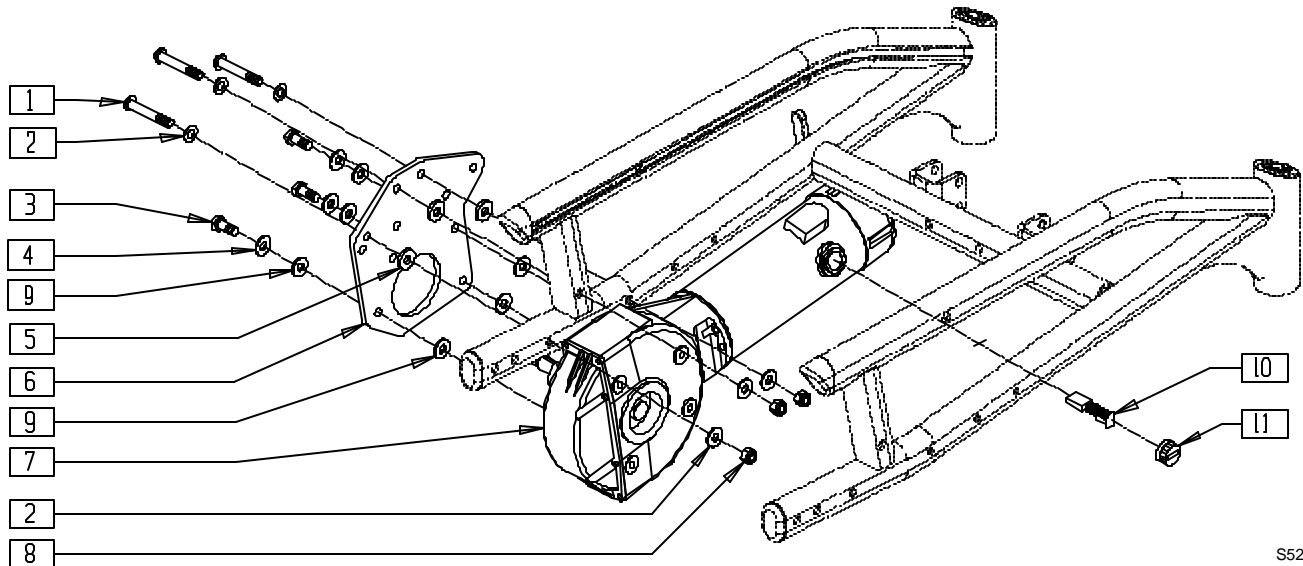


P300AX02

| ITEM | NUMBER | DESCRIPTION | QTY |
|------|----------------|-----------------------------|-----|
| 1 | 560728 | BRUSH CAP P3 MOTOR H.O. | 4 |
| 2 | 138193 | MOTOR BRUSH P300 (SET OF 4) | 1 |
| 4 | 202101 | 5/16-24 STOVER LOCK NUT | 4 |
| 5 | 505392-505394 | STRUT BAR P190/P3 | 2 |
| 6 | 222108 | 5/16-18 x 1 1/4 BH C/S | 6 |
| 7 | 501765 | MOTOR PLATE P3 RECT | 1 |
| 8 | 263118 | 5/16 WASHER TYPE B R SERIES | 8 |
| 9 | 226188 | 5/16-18 x 1 FH C/S | 2 |
| 10 | 226198 | 5/16-18 x 2 BH C/S SHT THRD | 2 |
| 11 | 263100 | 5/16 AN WASHER FLAT | 2 |
| 12 | 263110-OU | 5/16 AN WASHER FLAT THIN | 6 |
| 13 | 202102 | 5/16-18 NYLOCK NUT THIN | 6 |
| 14 | 562512, 562513 | MOTOR SHROUD P3 | 1 |

| ITEM | NUMBER | DESCRIPTION | QTY |
|------------------|--------|---------------------------------|-----|
| 15 | 560598 | 1 5/8" x .490 x .125 PLST COVER | 1 |
| 16 | 341269 | #606 WOODRUFF KEY STEEL | 1 |
| 17 | 500575 | HUB P300 NEW | 1 |
| 18 | 264100 | 1/2 AN WASHER FLAT | 1 |
| 19 | 400772 | RIM 20" MAG ASSEMBLY P300 NEW | 1 |
| 21 | 226180 | 5/16-24 x 3/4 SOC C/S | 6 |
| 24 | 203115 | 1/2-20 GRD C LOCK NUT | 1 |
| 19,20 | 761704 | RR MAG 20" PNEU P300 NEW | |
| 22,23 | | | |
| 18,20A | 761706 | RR MAG 20" PNEU INSERT P300 NEW | |
| 22,23 | | | |
| 1-4, 15-18,24 | 887110 | MOTOR/GEAR/HUB ASSEMBLY R P3 | |
| 1-3A,4, 15-18,24 | 887111 | MOTOR/GEAR/HUB ASSEMBLY L P3 | |

MOTOR/GEAR BOX ASSEMBLY (QUICKIE S-525)

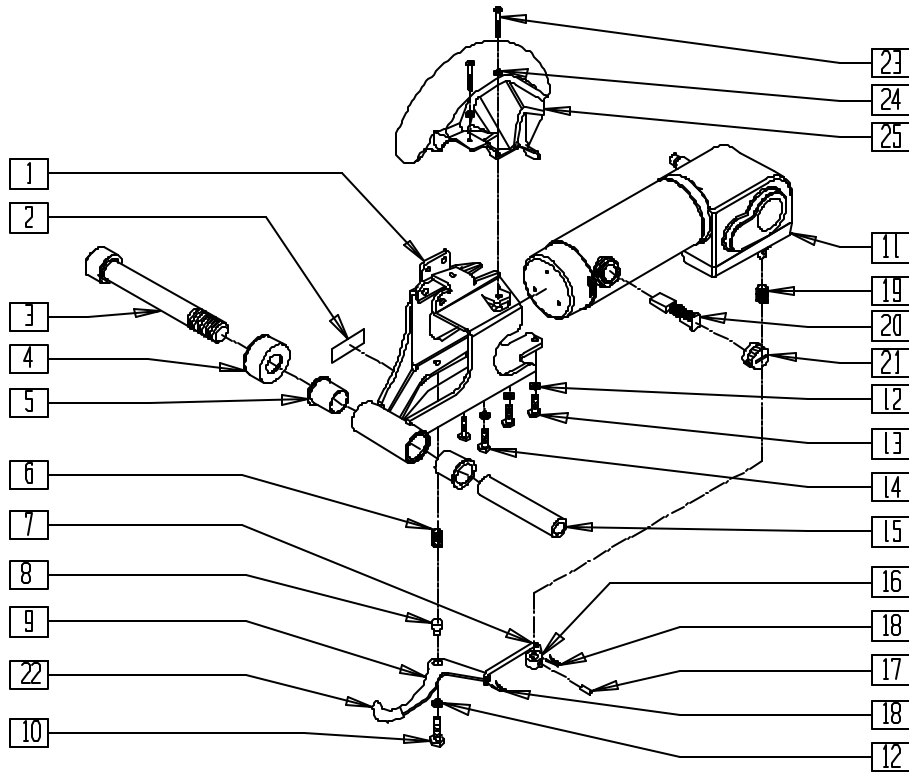


S525X08A

| ITEM | NUMBER | DESCRIPTION | QTY |
|------|-----------|-----------------------------|-----|
| 1 | 226217 | 5/16-18 x 2 BH C/S BLK | 3 |
| 2 | 263110-QU | 5/16 AN WASHER FLAT THIN | 6 |
| 3 | 222197 | 5/16-24 x 1 HEX C/S GRD 8 | 3 |
| 4 | 263118 | 5/16 WASHER TYPE B R SERIES | 3 |
| 5 | 561059 | 3/4 OD x .318 ID WASHER | 3 |
| 6 | 501740 | MOTOR PLATE S525 | 1 |

| ITEM | NUMBER | DESCRIPTION | QTY |
|-------|-------------------|-----------------------------|-----|
| 7,10 | 499200- 499209 | MOTOR/GEAR DRIVE | |
| 8 | 202116 | 5/16-18 NYLOCK NUT THIN BLK | 3 |
| 9 | 340018 | RUBBER INSULATOR S525 | 6 |
| 10,11 | 139197 | BRUSH/CAP SET ASI | 2 |

MOTOR AND GEAR BOX (QUICKIE S-626)

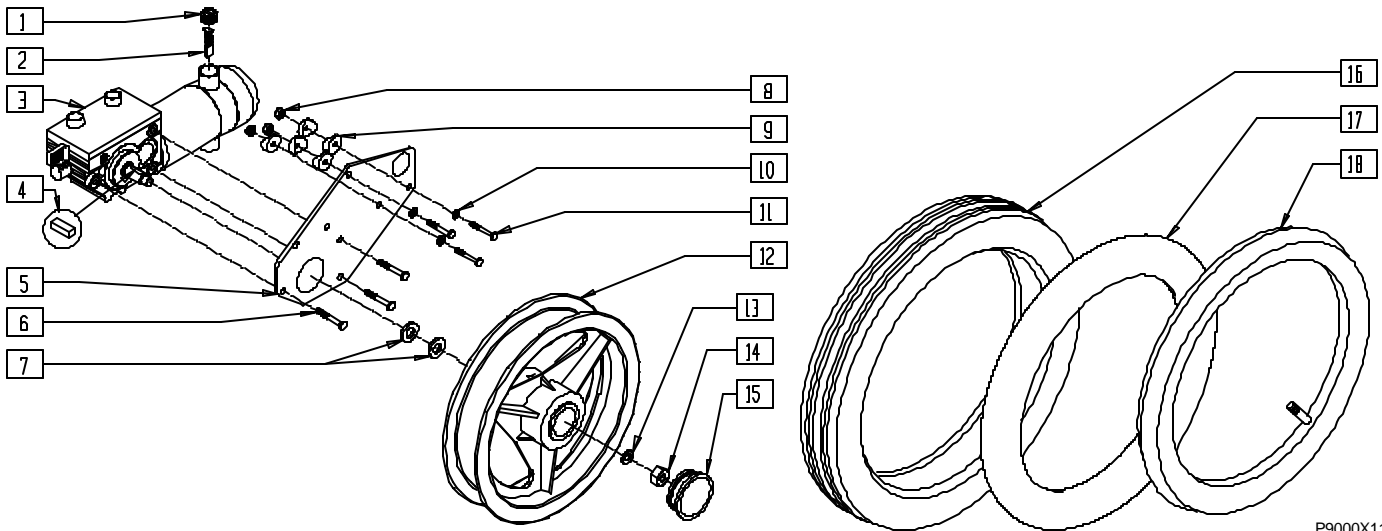


S626X23A

| ITEM | NUMBER | DESCRIPTION | QTY |
|------|--------|--------------------------------|-----|
| | 2 | BRAKE RELEASE LEVER LABEL S626 | 1 |
| | 3 | 3/4-10 x 5 1/2 SOC HD BLK | 1 |
| | 4 | SUSPENSION CAP S626 | 1 |
| | 5 | PIVOT BUSHING S626 | 2 |
| | 6 | COG RELEASE LEVER SPRING S626 | 1 |
| | 7 | LINK ROD S626 | 1 |
| | 8 | RELEASE LEVER STANDOFF | 1 |
| | 9 | COG RELEASE LEVER L | 1 |
| | | COG RELEASE LEVER R | |
| | 10 | M6 x 40 HEX C/S | 1 |
| | 12 | 1/4 AN WASHER FLAT | 6 |
| | 13 | M6 x 16 HEX C/S | 2 |
| | 14 | M6-35 HEX C/S | 3 |
| | 15 | SWING ARM PIVOT SLEEVE | 1 |
| | 16 | COG RELEASE LEVER | 1 |
| | 17 | 5/32 x 5/8 ROLL PIN | 1 |
| | 18 | 1/16 x 1/2 COTTER PIN | 2 |
| | 19 | MOTOR RELEASE LVR SPRING S626 | 1 |

| ITEM | NUMBER | DESCRIPTION | QTY |
|------|----------|----------------------------------|-----|
| | 20,21 | BRUSH/CAP SET ASI | 2 |
| | 22 | 1-5/8" x .490 x .125 PLST COVER | 1 |
| | 23 | 1/4-28 x 1/2 BH C/S BLK W/PTCH | 2 |
| | 24 | 1/4 AN WASHER FLAT | 2 |
| | 25 | DRIVE WHEEL FENDER R S626 | 1 |
| | | DRIVE WHEEL FENDER L S626 | |
| | 1,5 | MOTOR MOUNT R S626 | |
| | | MOTOR MOUNT L S626 | |
| | | MOTOR MOUNT ASSM R 7mph S626 | |
| | 1,2,5-14 | MOTOR MOUNT ASSM L 7mph S626 | |
| | 16-22 | MOTOR MNT ASSM R 6mph HVY S626 | |
| | | MOTOR MNT ASSM L 6mph HVY S626 | |
| | | MTR MNT ASSM W/FNDR R 7mph S62 | |
| | 1,2,5-14 | MTR MNT ASSM W/FNDR L 7mph S62 | |
| | 16-25 | MTR MNT ASSM W/FNDR R 6mph HVY | |
| | | MTR MNT ASSM W/FNDR L 6mph HVY | |
| | 7,9, | GR BOX RELEASE LVR ASSM S626(EA) | |
| | 18,22 | | |

MOTOR/GEAR BOX ASSEMBLY (QUICKIE V-121[P120])

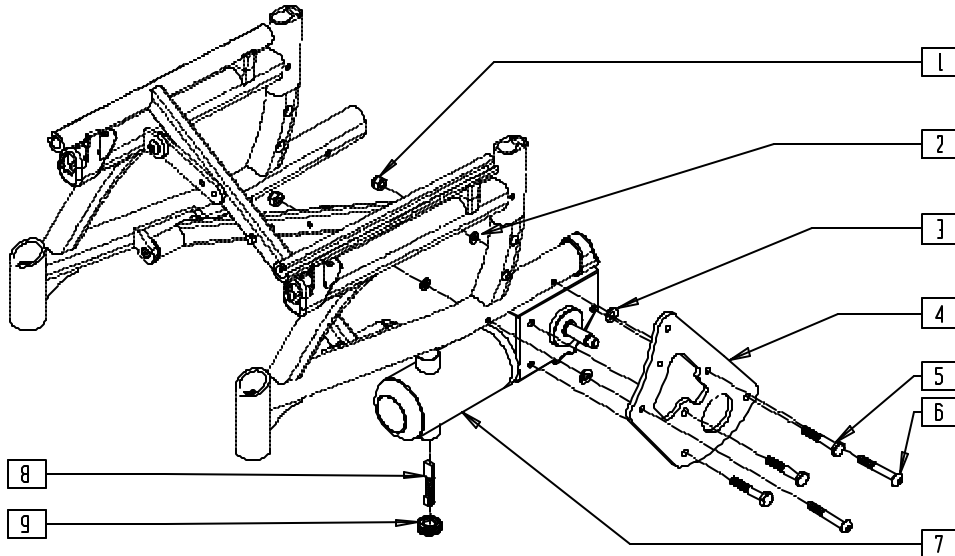


P9000X11

| ITEM | NUMBER | DESCRIPTION | QTY |
|------|-------------------|--------------------------------------|-----|
| 1 | 560728 | BRUSH CAP P3 MOTOR H.O. | 1 |
| 2 | 138194 | MOTOR BRUSH P1/P5 | 2 |
| 3 | 499502, 499503 | MOTOR GEAR BOX ASSEMBLY P120 (EA) | 1 |
| 4 | 341265 | KEY STEEL 5mm x 5mm x 20mm | 1 |
| 5 | 501762 | MOTOR PLATE P120 | 1 |
| | 501763 | MOTOR PLATE TALL P120 | |
| 6 | 234951 | M8-18 HEX C/S | 3 |
| 7 | 264106 | 9/16" WASHER FLAT THICK | 2 |
| 8 | 202102 | 5/16-18 NYLOCK NUT THIN | 3 |
| 9 | 561006 | 1" SADDLE 5/16" HOLE | 5 |
| 10 | 263110-QU | 5/16 AN WASHER FLAT THIN | 3 |

| ITEM | NUMBER | DESCRIPTION | QTY |
|----------|--------|--|-----|
| 11 | 226190 | 5/16-18 x 1 3/4 BH C/S SHLDR | 3 |
| 12 | 500587 | WHEEL RIM 12/14" DRCT DRV HEX | 1 |
| 13 | 264100 | 1/2 AN WASHER FLAT | 1 |
| 14 | 210096 | M12 x 1.75 PREV TORO REV LNUT | 1 |
| 15 | 560990 | 1 1/2" DOME PLUG | 1 |
| 16 | 384706 | TIRE PNEU 12 1/2" x 2 1/4" | 1 |
| 17 | 382402 | 12 1/2 x 2 1/4" AIRLESS INSERT | 1 |
| 18 | 384736 | INNER TUBE 12 1/2" x 2 1/4" | 1 |
| 12,16,18 | 761720 | 12" MAG PNEU DIRECT DRIVE P1 | |
| 12,16,17 | 761723 | 12" MAG PNEU INSERT DIRECT DRIVE P1 | |

MOTOR/GEAR BOX ASSEMBLY (QUICKIE V-521)



V521X03A

| ITEM | NUMBER | DESCRIPTION | QTY |
|------|-----------|-------------------------------|-----|
| 1 | 202300 | 1/4-28 NYLOCK NUT THIN BLK ZN | 2 |
| 2 | 262110-QU | 1/4 AN WASHER FLAT THIN | 2 |
| 3 | 561026 | 3/4" WASHER 1/4" HOLE | 2 |
| 4 | 500875 | MOTOR PLATE SHORT V521 | 1 |
| | 500876 | MOTOR PLATE TALL V521 | |
| 5 | 234951 | M8-18 HEX C/S | 3 |
| 6 | 226150 | 1/4-28 x 2 BH C/S | 2 |

| ITEM | NUMBER | DESCRIPTION | QTY |
|------|-------------------|-----------------------------|-----|
| 7 | 499426, 499427 | MOTOR GEARBOX W/PINS V521 | 1 |
| 8 | 138194 | MOTOR BRUSH P1/P5 | 2 |
| 9 | 560728 | BRUSH CAP P3 MOTOR H.O. | 2 |
| 1-9 | 887242, 887243 | MOTOR/GEARBOX ASSEMBLY V521 | |

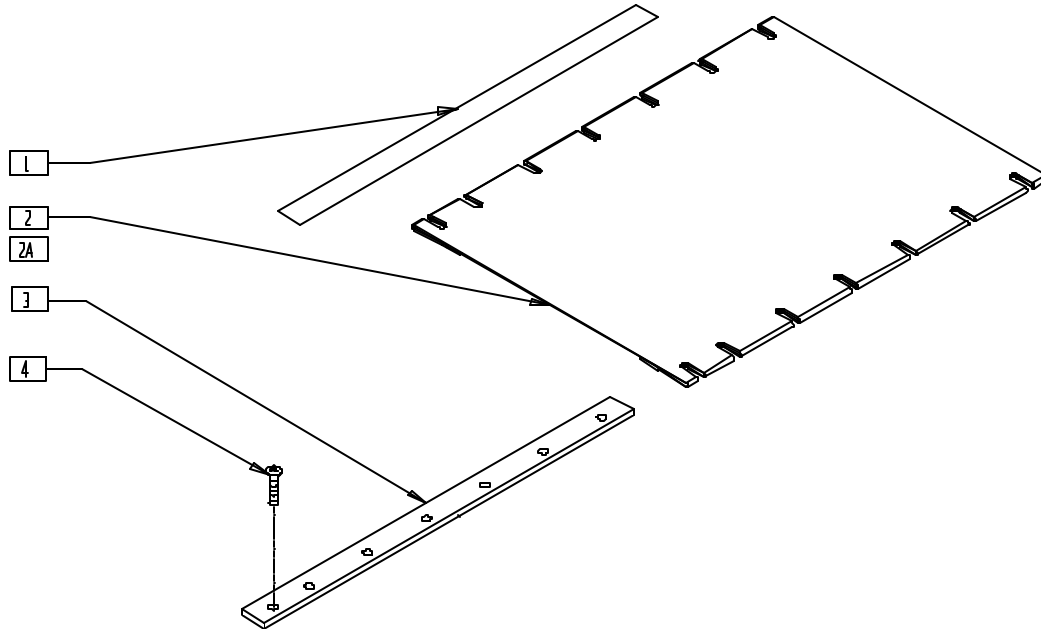
Seats and Slings

IN THIS SECTION

| | | | |
|--|------|---|-------|
| Seat Sling (Quickie G-424/S-525) | 12.1 | Seat Sling (Quickie P190) (Disc.) | 12.8 |
| Seat Pan (Quickie G-424/S-525) | 12.1 | Suspension Seat Sling (Quickie P190) (Disc.) | 12.8 |
| Contour Seat/Back (Quickie G-424) | 12.2 | Seat Sling (Quickie P200) | 12.9 |
| Highback Contour Seat/Back (Quickie G-424) | 12.3 | Seat Pan (Quickie P210) | 12.9 |
| Highback Contour/Contour Front Seat Lock (Quickie G-424) | 12.4 | Seat Sling (Quickie P-222) | 12.10 |
| Highback Contour/Contour Rear Seat Mount (Quickie G-424) | 12.4 | Seat Pan (Quickie P-222) | 12.10 |
| Contour Seat/Back and Seat Plate (Quickie G-424/S-525) | 12.5 | Seat Pan (Low Seat) (Quickie P300/ P300 Manual Recline/P320) (Disc.) | 12.11 |
| Highback Contour Seat/Back and Seat Plate (Quickie G-424/S-525) | 12.6 | Seat Pan (Quickie P300) (Disc.) | 12.11 |
| Seat Cushion | 12.7 | Seat Pan (Quickie S-626) | 12.12 |
| Seat Sling (Quickie P110/V100[P100]) | 12.7 | Seat Sling (Quickie V-121[P120]) | 12.12 |
| | | Padded Seat Sling (Quickie V-121[P120]) | 12.13 |
| | | Seat Sling (Quickie V-521) | 12.13 |

NOTE: FOR ZIPPIE P500 SOLID SEATS, SEE SOLID SEATS AND BACKS IN BACKRESTS, SECTION 5.

SEAT SLING (QUICKIE G-424/S-525)

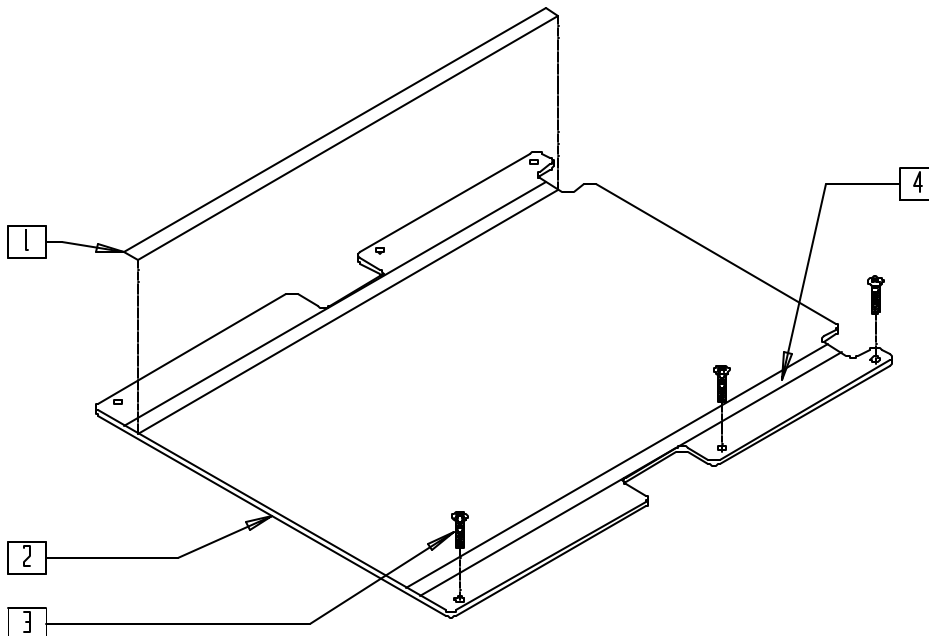


S5250X12

| ITEM | NUMBER | DESCRIPTION | QTY |
|------|---------------|--|-----|
| 1 | 901170 | SEAT SLING VELCRO® STRIP | 2 |
| 2 | 722500-722506 | SEAT SLING 14"-20" W/POCKET (SPECIFY SIZE) | 1 |
| 2A | 722507-722509 | SEAT SLING 18"-20" REIN W/PCKT (SPECIFY SIZE) | 1 |

| ITEM | NUMBER | DESCRIPTION | QTY |
|------|--------|----------------------------|-----|
| 3 | 505103 | SEAT RAIL 20" STD S525 PWR | 2 |
| 4 | 281122 | 10-32 x 3/4 PAN PHIL | 14 |

SEAT PAN (QUICKIE G-424/S-525)

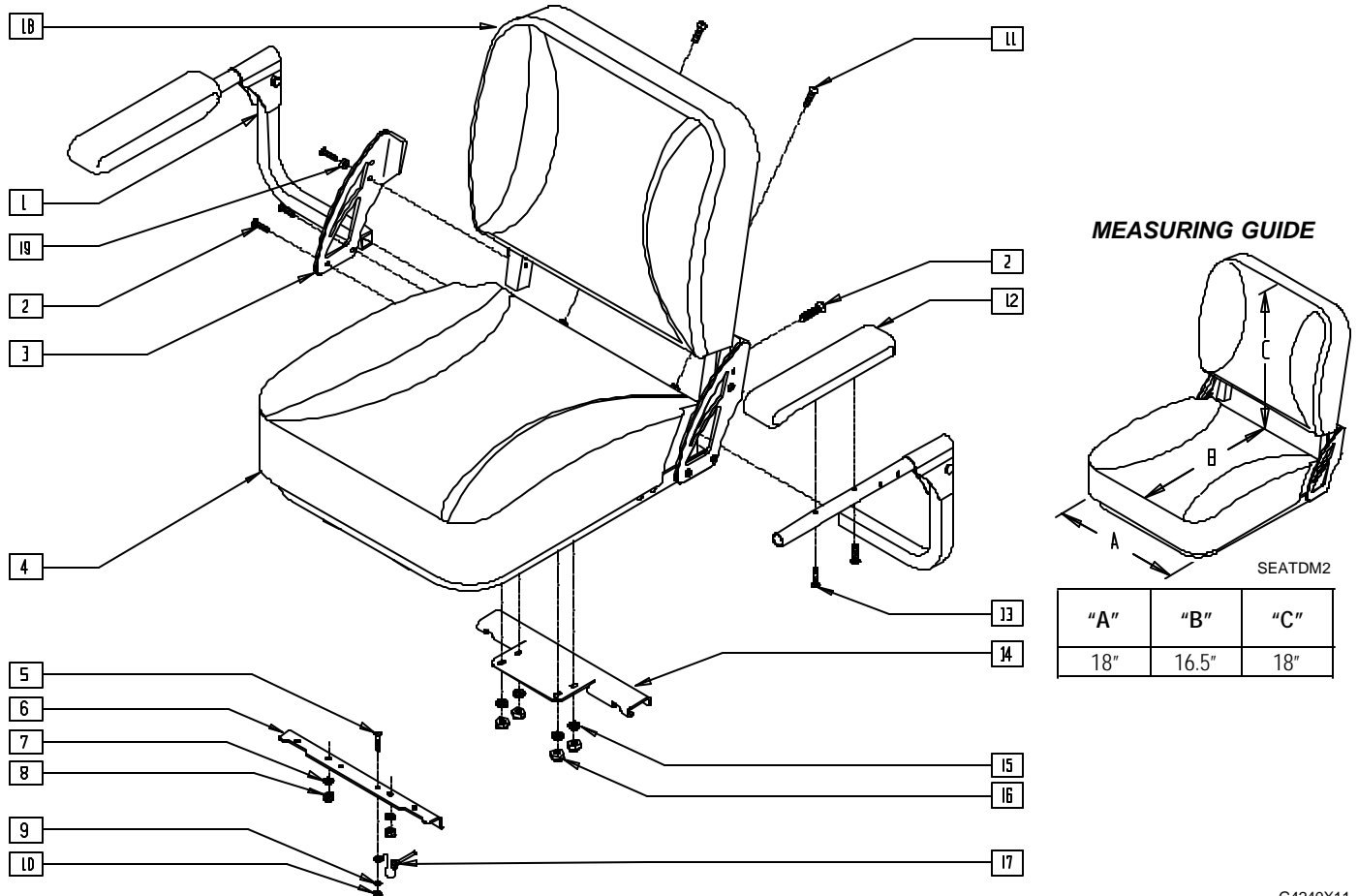


S5250X31

| ITEM | NUMBER | DESCRIPTION | QTY |
|------|---------------|--|-----|
| 1 | 901172 | LOW SEAT VELCRO® STRIP NON PS P300 | 2 |
| 2,4 | 688134-688140 | SEAT PAN ASSEMBLY 14"-20" W/VELCRO® | |

| ITEM | NUMBER | DESCRIPTION | QTY |
|------|--------|--------------------------------|-----|
| 3 | 281122 | 10/32 x 3/4 PAN PHIL | 6 |
| 4 | 901171 | LOW SEAT VELCRO® STRIP P5 P300 | 2 |

CONTOUR SEAT/BACK (QUICKIE G-424)

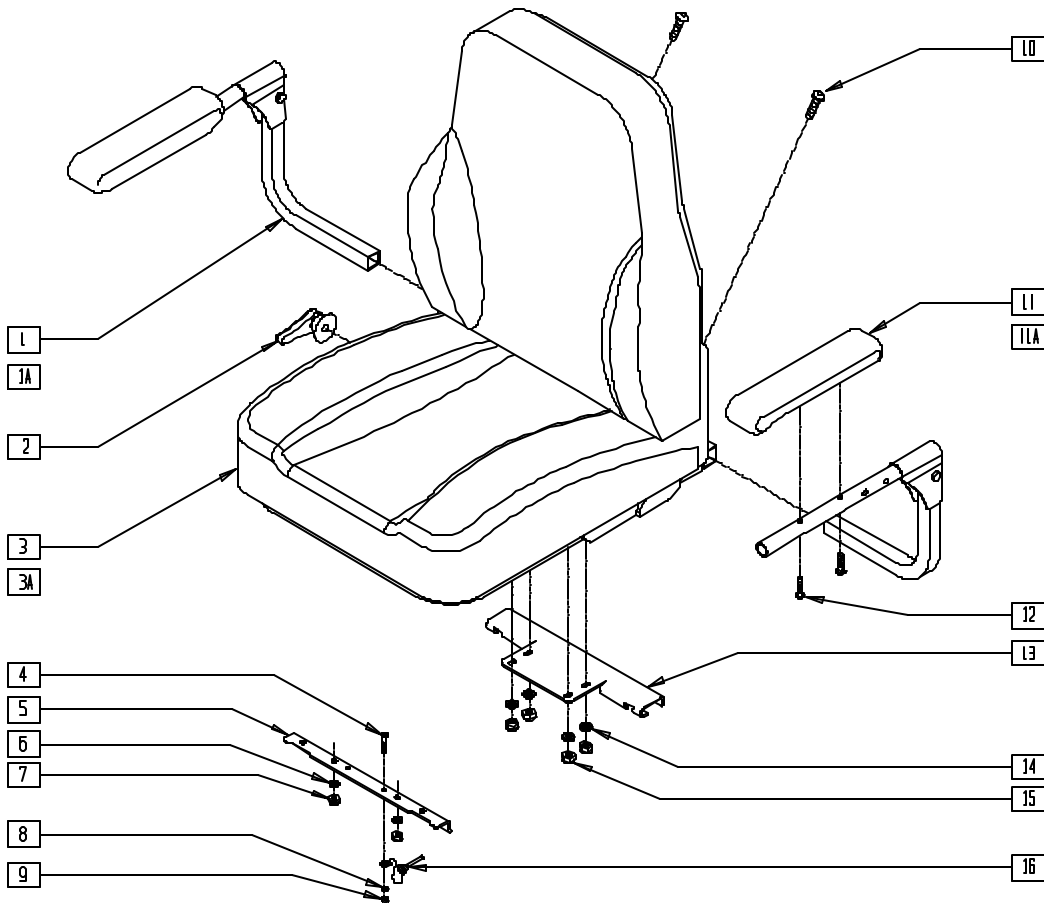


G4240X11

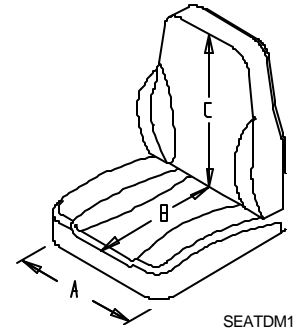
| ITEM | NUMBER | DESCRIPTION | QTY |
|------|-------------------|--------------------------------|-----|
| 1 | 882340, 882341 | ARMREST G424 | 1 |
| 2 | 226270 | 3/8-16 x 1 1/4" BH C/S W/PATCH | 8 |
| 3 | 500245, 500246 | CONTOUR SEAT BRACKET | 1 |
| 4 | 722180- 722183 | CONTOUR SEAT | 1 |
| 5 | 221096 | 1/4-28 x 5/8 HEX C/S | 1 |
| 6 | 500336 | FRONT SEAT BRACKET G424 | 1 |
| 7 | 263100 | 5/16 AN WASHER FLAT | 2 |
| 8 | 202103 | 5/16-18 NYLOCK NUT THICK | 2 |
| 9 | 262100-QU | 1/4 AN WASHER FLAT | 1 |
| 10 | 201110 | 1/4-28 NYLOCK NUT | 1 |

| ITEM | NUMBER | DESCRIPTION | QTY |
|--------------|-------------------|-----------------------------|-----|
| 11 | 226106 | 1/4-20 x 3/4 BH C/S BLK ZN | 2 |
| 12 | 561282, 561283 | ARMREST PAD 12" P/G | 1 |
| 13 | 226038 | 10-32 x 1 3/8 BH C/S BLK | 4 |
| 14 | 540299 | REAR SEAT BRACKET | 1 |
| 15 | 263100 | 5/16 AN WASHER FLAT | 4 |
| 16 | 202103 | 5/16-18 NYLOCK NUT THICK | 4 |
| 17 | 349020 | STROLLER HANDLE RELEASE PIN | 1 |
| 18 | 680087- 680090 | CONTOUR BACK | 1 |
| 19 | 481164 | SPACER COLLAR CONTOUR | 2 |
| 2-4 18,19 | 700096- 700099 | CONTOUR SEAT/BACK | |

HIGHBACK CONTOUR SEAT/BACK (QUICKIE G-424)



MEASURING GUIDE



| "A" | "B" | "C" |
|-------|-----|-----|
| 18.5" | 17" | 22" |

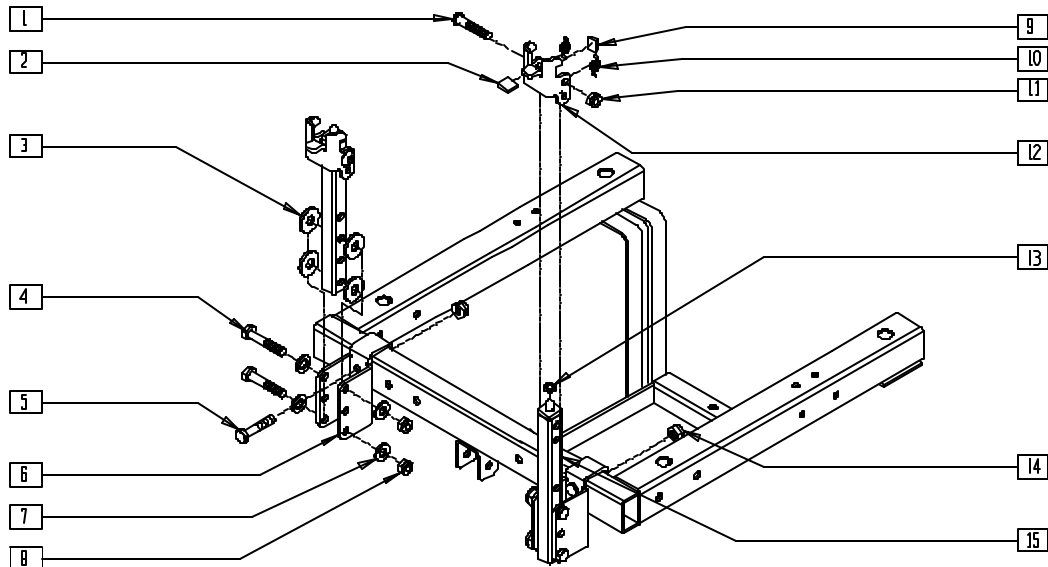
SEATDM1

G4240X21

| ITEM | NUMBER | DESCRIPTION | QTY |
|------|-----------|-------------------------------|-----|
| 1 | 882340 | ARMREST G424 R | 1 |
| 1A | 882341 | ARMREST G424 L | 1 |
| 2 | 330125 | RECLINE HANDLE KIT | 1 |
| 3 | 700092 | HIBCK CONTOUR ST/BCK GREY VNL | 1 |
| 3A | 700093 | HIBCK CONTOUR ST/BCK BLK VNL | 1 |
| 4 | 221096 | 1/4-28 x 5/8 HEX C/S | 1 |
| 5 | 500336 | FRONT SEAT BRACKET G424 | 1 |
| 6 | 263100 | 5/16 AN WASHER FLAT | 2 |
| 7 | 202116 | 5/16-18 NYLOCK NUT THIN BLK | 2 |
| 8 | 262100-QU | 1/4 AN WASHER FLAT | 1 |

| ITEM | NUMBER | DESCRIPTION | QTY |
|------|--------|-----------------------------|-----|
| 9 | 201110 | 1/4-28 NYLOCK NUT | 1 |
| 10 | 226106 | 1/4-20 x 3/4 BH C/S BLK ZN | 2 |
| 11 | 561282 | ARMREST PAD 12" L P/G | 1 |
| 11A | 561283 | ARMREST PAD 12" R P/G | 1 |
| 12 | 226038 | 10-32 x 1 3/8 BH C/S BLK | 4 |
| 13 | 540299 | REAR SEAT BRACKET G424 | 1 |
| 14 | 263100 | 5/16 AN WASHER FLAT | 4 |
| 15 | 202116 | 5/16-18 NYLOCK NUT THIN BLK | 4 |
| 16 | 349020 | STROLLER HANDLE RELEASE PIN | 1 |

HIGHBACK CONTOUR/CONTOUR FRONT SEAT LOCK (QUICKIE G-424)

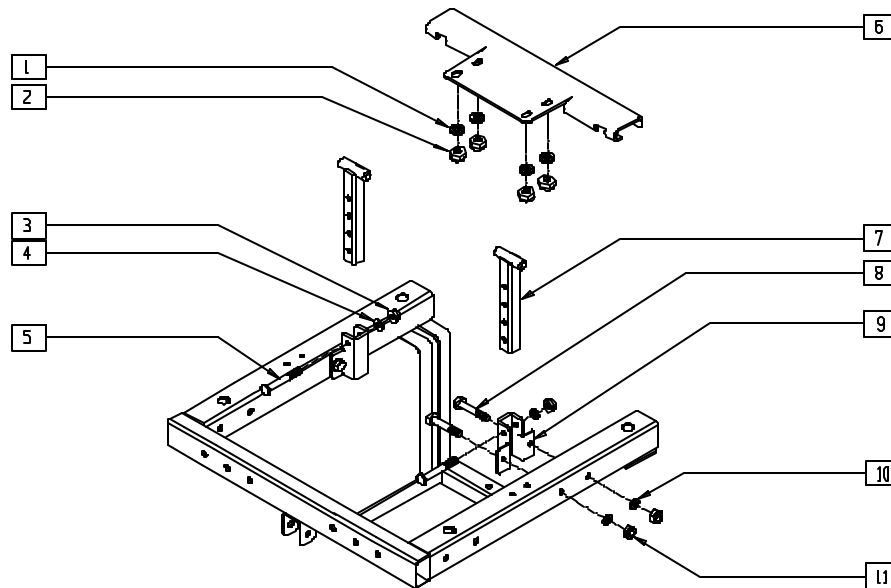


G4240X29

| ITEM | NUMBER | DESCRIPTION | QTY |
|------|-----------|---------------------------------|-----|
| 1 | 226190 | 5/16-18 x 1 3/4 BH C/S SHLDR | 2 |
| 2 | 560590 | .55 x .490 x .125 PLASTIC COVER | 2 |
| 3 | 561059 | 3/4 OD x .318 ID WASHER | 8 |
| 4 | 222110-OU | 5/16-24 x 1 3/4 HEX C/S | 4 |
| 5 | 222110 | 5/16-24 x 1 3/4 HEX C/S | 2 |
| 6 | 481178 | FRONT SEAT MOUNT G424 | 2 |
| 7 | 263100 | 5/16 AN WASHER FLAT | 8 |
| 8 | 202104 | 5/16-24 NYLOCK NUT | 4 |
| 9 | 349578 | RUBBER SUBBASE BUMPER | 2 |
| 10 | 321167 | TORSION SPRING L QTNT | 4 |

| ITEM | NUMBER | DESCRIPTION | QTY |
|-----------------|-------------------|-------------------------------|-----|
| 11 | 202102 | 5/16-18 NYLOCK NUT THIN | 2 |
| 12 | 500335 | SEAT LOCK BRACKET G424 | 2 |
| 13 | 340016 | RUBBER INSULATOR G424 | 2 |
| 14 | 202104 | 5/16-24 NYLOCK NUT | 2 |
| 15 | 540107 | G424 FRNT VERT ASSEM BLY | 2 |
| | 540123 | FRONT VERT ASSM 18-20 | |
| 1-3, 9-13,15 | 660152, | FRONT SEAT VERT ASSEMBLY G424 | |
| | 660153 | | |
| | 660165, 660166 | | |

HIGHBACK CONTOUR/CONTOUR REAR SEAT MOUNT (QUICKIE G-424)



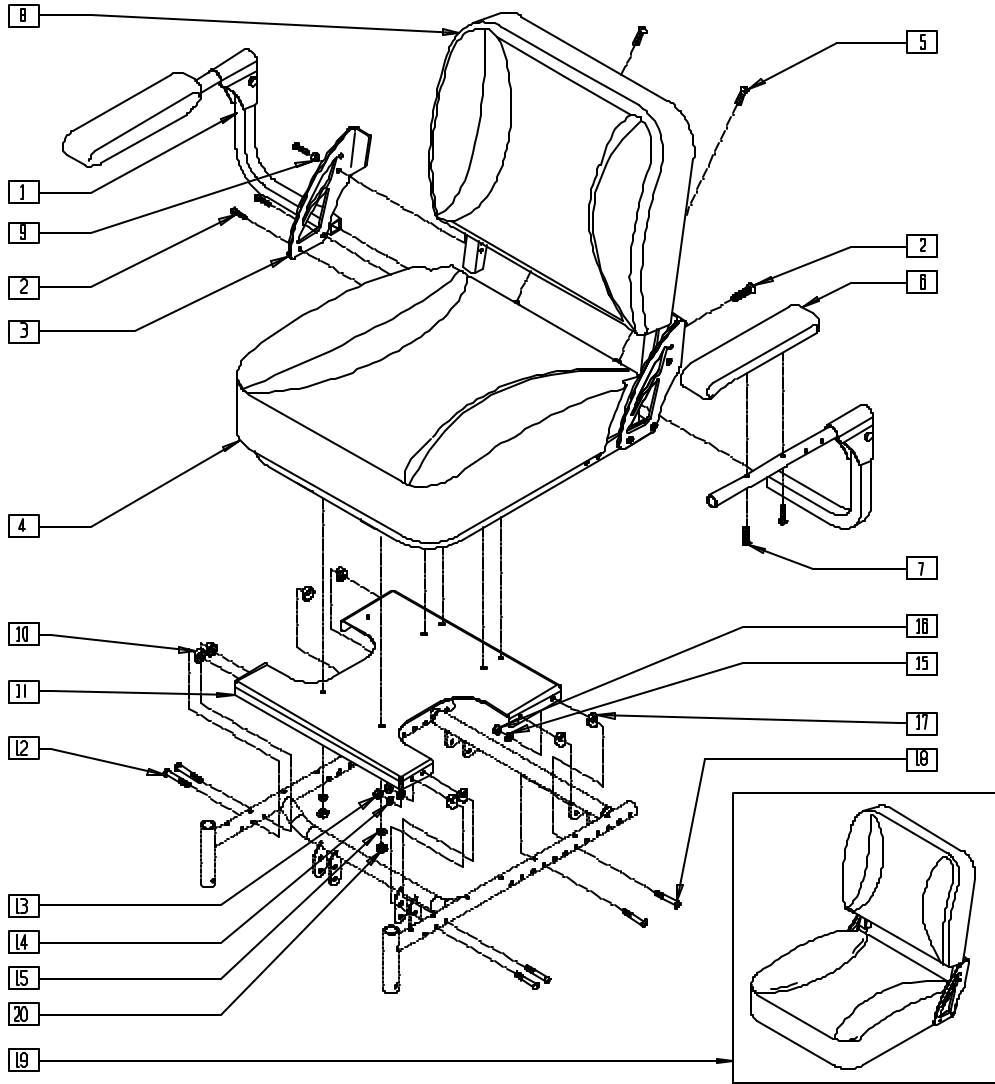
G4240X30

| ITEM | NUMBER | DESCRIPTION | QTY |
|------|-----------|-----------------------------|-----|
| 1 | 263100 | 5/16 AN WASHER FLAT | 4 |
| 2 | 202116 | 5/16-18 NYLOCK NUT THIN BLK | 4 |
| 3 | 201110 | 1/4-28 NYLOCK NUT | 2 |
| 4 | 262100-OU | 1/4 AN WASHER FLAT | 2 |
| 5 | 221127 | 1/4-28 x 1 3/8 HEX C/S | 2 |
| 6 | 500337 | REAR SEAT BRACKET G424 | 1 |

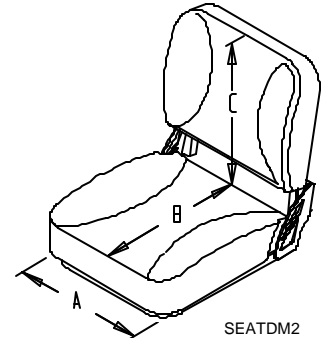
| ITEM | NUMBER | DESCRIPTION | QTY |
|------|-----------|-------------------------|-----|
| 7 | 540106 | G424 REAR VERT ASSEMBLY | 2 |
| 8 | 221192 | 1/4-28 x 2 G8 HEX C/S | 4 |
| 9 | 481170 | MID WHEEL VERT BRACKET | 2 |
| 10 | 262100-OU | 1/4 AN WASHER FLAT | 4 |
| 11 | 201110 | 1/4-28 NYLOCK NUT | 4 |

CONTOUR SEAT/BACK AND SEAT PLATE (QUICKIE G-424/S-525)

(Used with swing-away hanger or elevating legrest on G-424)



MEASURING GUIDE



| "A" | "B" | "C" |
|-----|-------|-----|
| 18" | 16.5" | 18" |

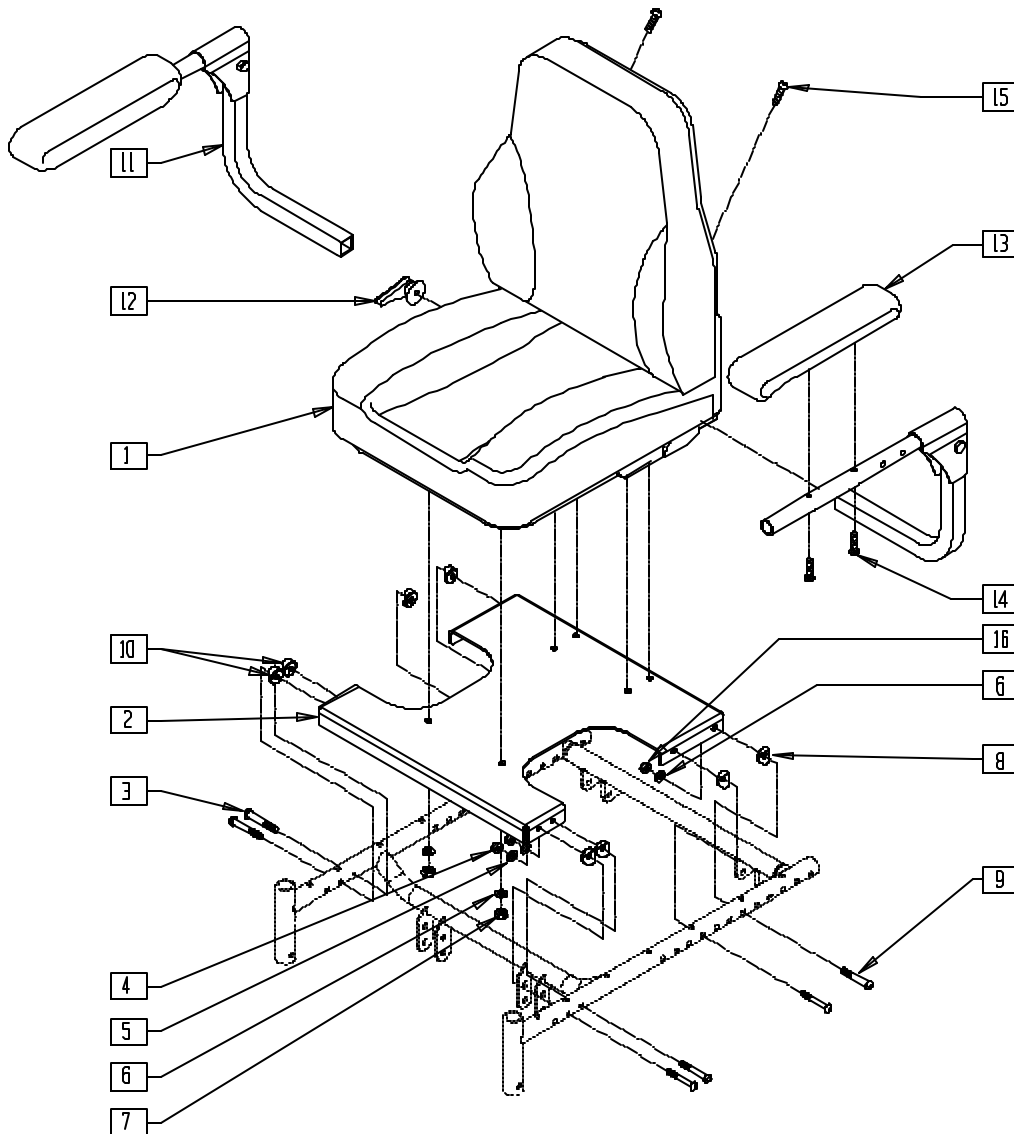
S5250X35

| ITEM | NUMBER | DESCRIPTION | QTY |
|------|-------------------|--------------------------------|-----|
| 1 | 882340, 882341 | ARMREST G424 | 1 |
| 2 | 226270 | 3/8-16 x 1 1/4" BH C/S W/PATCH | 8 |
| 3 | 500245, 500246 | CONTOUR SEAT BRACKET | 1 |
| 4 | 722180- 722183 | CONTOUR SEAT | 1 |
| 5 | 226241 | 1/4-20 x 3/4" BH C/S BLK ZN | 2 |
| 6 | 561282, 561283 | ARMREST PAD 12" P/G | 1 |
| 7 | 226038 | 10-32 x 1 3/8 BH C/S BLK | 4 |
| 8 | 680087- 680090 | CONTOUR BACK | 1 |
| 9 | 481164 | SPACER COLLAR CONTOUR | 2 |

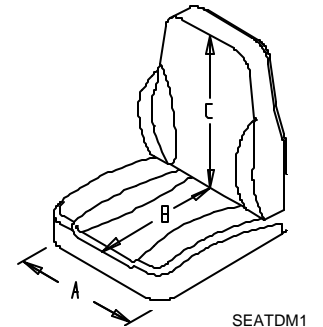
| ITEM | NUMBER | DESCRIPTION | QTY |
|----------|-------------------|------------------------------|-----|
| 10 | 561004 | 1" SADDLE 1/4" HOLE | 4 |
| 11 | 500026 | SEAT PLATE S525 | 1 |
| 12 | 227140 | 1/4-28 x 1 3/4 BH C/S BLK | 4 |
| 13 | 204110 | 1/4-28 NYLOCK NUT BLK ZN | 4 |
| 14 | 262100-QU | 1/4 AN WASHER FLAT | 4 |
| 15 | 263100 | 5/16 AN WASHER FLAT | 10 |
| 16 | 202117 | 5/16-18 NYLOCK NUT THICK BLK | 4 |
| 17 | 561006 | 1" SADDLE 5/16" HOLE | 4 |
| 18 | 226218 | 5/16-18 x 1 3/4 BH C/S BLK | 4 |
| 19 | 700098, 700099 | CONTOUR SEAT/BACK | 1 |
| 20 | 202103 | 5/16-18 NYLOCK NUT THICK | 6 |
| 10-18,20 | 660160 | CONTOUR SEAT PAN ASSM S-525 | |

HIGHBACK CONTOUR SEAT/BACK AND SEAT PLATE (QUICKIE G-424/S-525)

(Used with swing-away hanger or elevating legrest on G-424)



MEASURING GUIDE



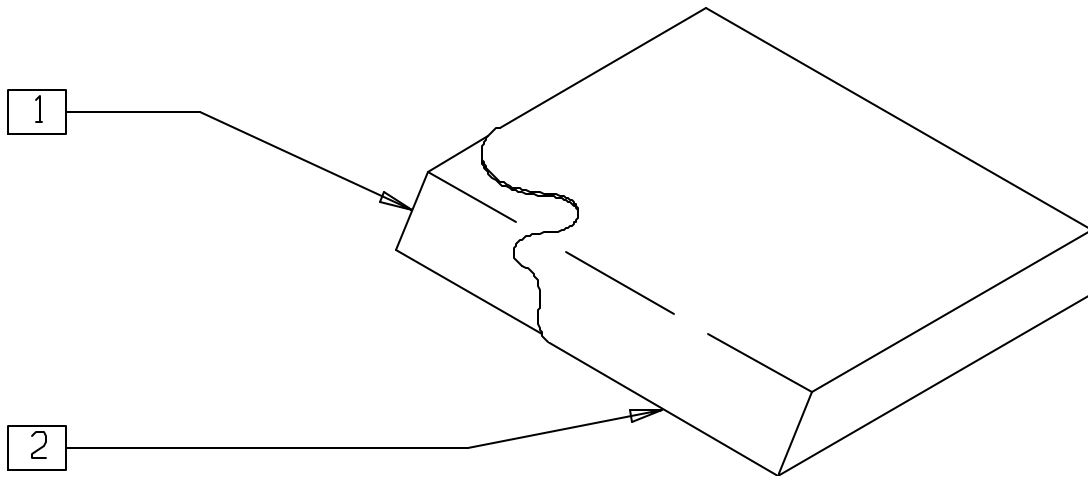
| "A" | "B" | "C" |
|-------|-----|-----|
| 18.5" | 17" | 22" |

S5250X33

| ITEM | NUMBER | DESCRIPTION | QTY |
|------|-------------------|-------------------------------------|-----|
| 1 | 700092, 700093 | DELUX SEAT/BACK GRY OR BLK VINYL | 1 |
| 2 | 500026 | SEAT PLATE S525 | 1 |
| 3 | 227140 | 1/4-28 x 1 3/4" BH C/S BLK | 4 |
| 4 | 204110 | 1/4-28 NYLOCK NUT BLK ZN | 4 |
| 5 | 262100-OU | 1/4 AN WASHER FLAT | 4 |
| 6 | 263100 | 5/16 AN WASHER FLAT | 10 |
| 7 | 202117 | 5/16-18 NYLOCK NUT THICK BLK | 4 |
| 8 | 561006 | 1" SADDLE 5/16" HOLE | 4 |
| 9 | 226218 | 5/16-18 x 1 3/4 BH C/S BLK | 4 |

| ITEM | NUMBER | DESCRIPTION | QTY |
|---------|-------------------|-------------------------------|-----|
| 10 | 561004 | 1" SADDLE 1/4" HOLE | 4 |
| 11 | 882340, 882341 | ARMREST G424 | 1 |
| 12 | 330125 | RECLINE HANDLE KIT | 1 |
| 13 | 561282, 561283 | ARMREST PAD 12" P/G | 1 |
| 14 | 226038 | 10-32 x 1 3/8 BH C/S BLK | 4 |
| 15 | 226241 | 1/4-20 x 3/4" BH C/S BLK ZN | 2 |
| 16 | 202116 | 5/16-18 NYLOCK NUT THIN BLK | 6 |
| 2-10,16 | 660161 | HI BACK CONTOUR SEAT PAN ASSM | |

SEAT CUSHION

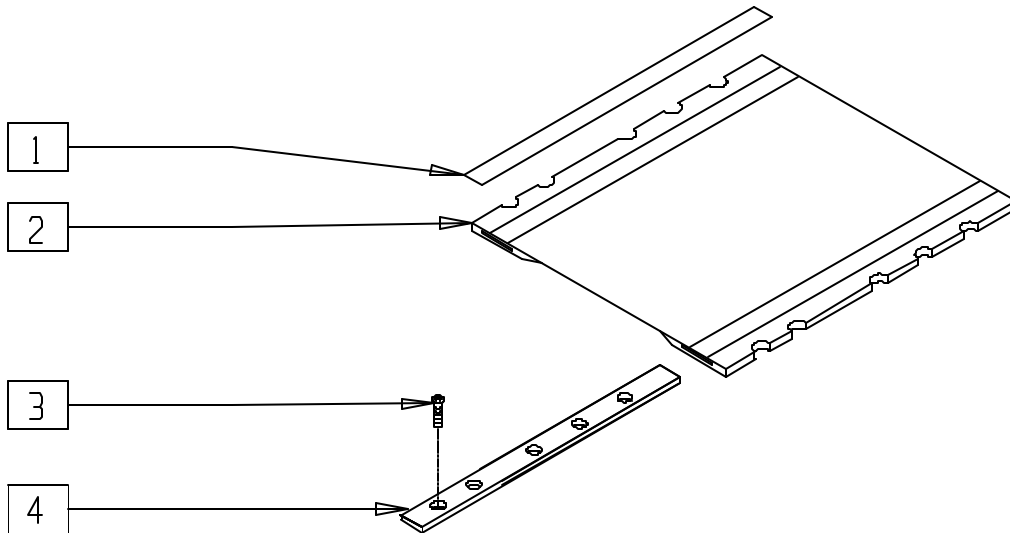


SS0X01

| ITEM | NUMBER | DESCRIPTION | QTY |
|------|---------------|-------------|-----|
| 1 | 104890-106033 | SEAT FOAM | 1 |
| 2 | 701002-702652 | SEAT COVER | 1 |

| ITEM | NUMBER | DESCRIPTION | QTY |
|------|---------------|---------------------------------|-----|
| 1-2 | 700025-702106 | SEAT CUSHION (W/COVER AND FOAM) | |

SEAT SLING (QUICKIE P110/V100[P100])

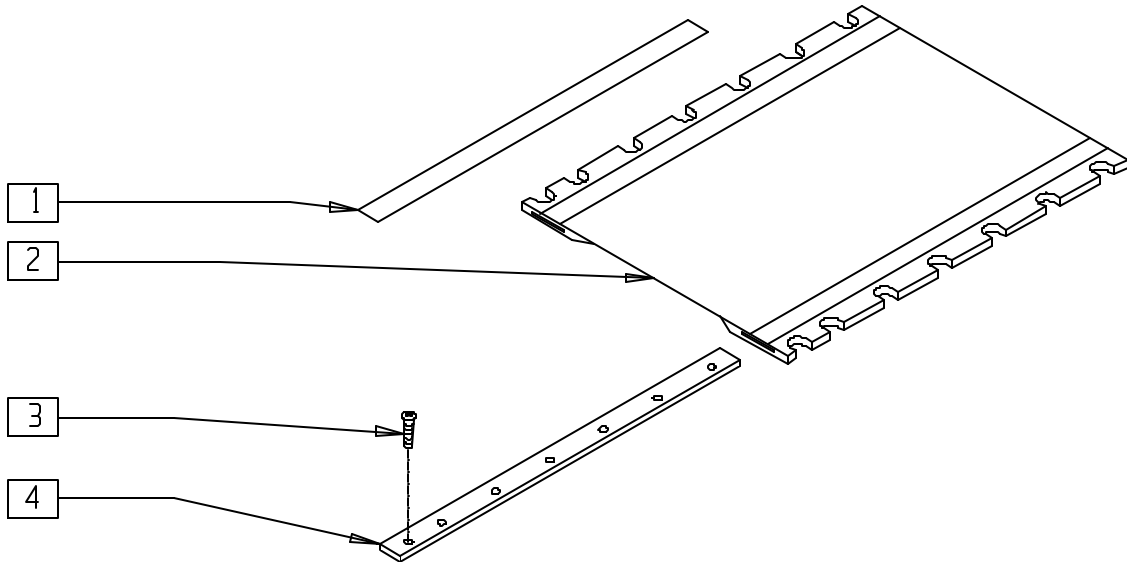


P100X20A

| ITEM | NUMBER | DESCRIPTION | QTY |
|------|---------------|---|-----|
| 1 | 901170 | SEAT SLING VELCRO® STRIP | 2 |
| 2 | 720824-720862 | SEAT SLING W/POUCH 14" x 14" - 20" x 18" | 1 |

| ITEM | NUMBER | DESCRIPTION | QTY |
|------|---------------|-------------------------|-----|
| 3 | 281120 | 10/32 x 5/8 PAN HD PHIL | 12 |
| 4 | 505102-505110 | SEAT RAIL 14"-18" | 2 |

SEAT SLING (QUICKIE P190)
 (Discontinued 7/1/99 - parts only)

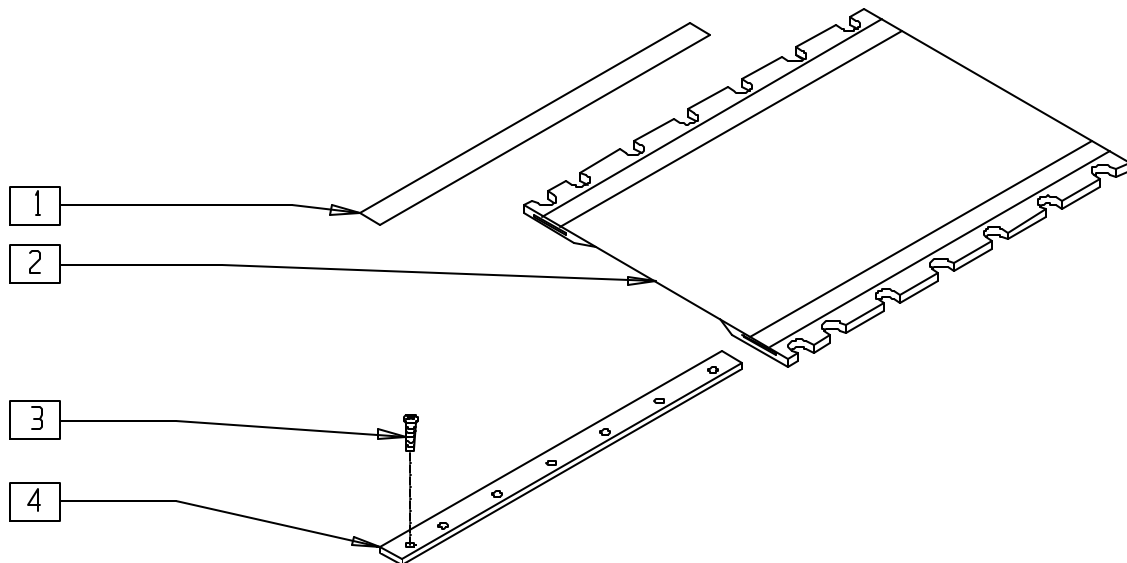


P200X30

| ITEM | NUMBER | DESCRIPTION | QTY |
|------|--------|------------------------------|-----|
| 1 | 901170 | SEAT SLING VELCRO® STRIP | 2 |
| 2 | 720839 | SEAT SLING 16" x 20" W/POUCH | 1 |
| | 720851 | SEAT SLING 18" x 20" W/POUCH | |
| | 720865 | SEAT SLING 20" x 20" W/POUCH | |

| ITEM | NUMBER | DESCRIPTION | QTY |
|------|--------|-------------------------|-----|
| 3 | 281120 | 10/32 x 5/8 PAN HD PHIL | 14 |
| 4 | 505116 | SEAT RAIL 20" | 2 |

SUSPENSION SEAT SLING (QUICKIE P190)
 (Discontinued 7/1/99 - parts only)

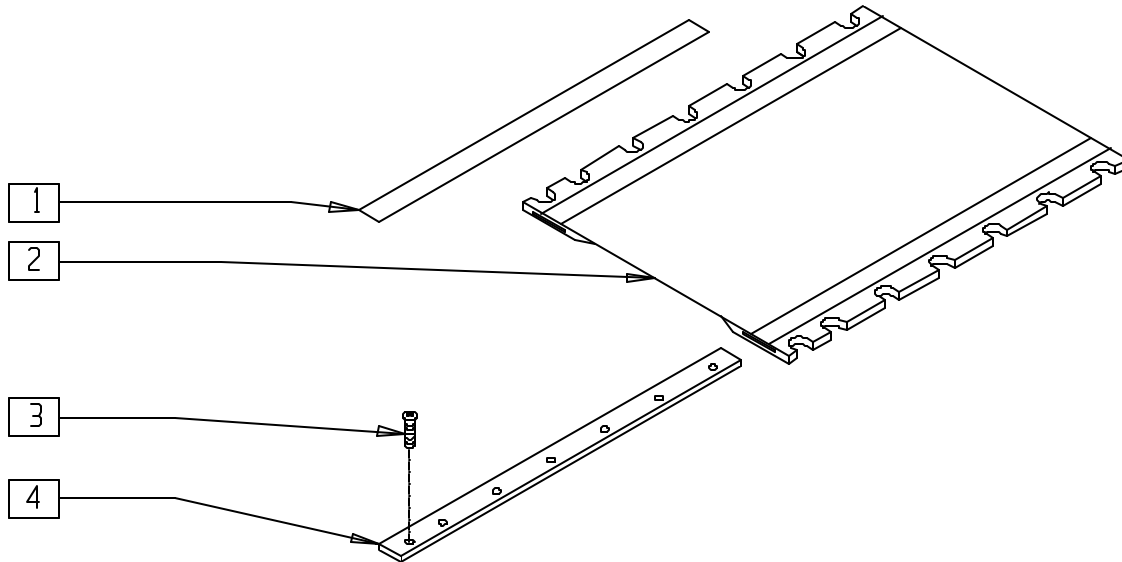


P200X30A

| ITEM | NUMBER | DESCRIPTION | QTY |
|------|--------|------------------------------------|-----|
| 1 | 901170 | SEAT SLING VELCRO® STRIP | 2 |
| 2 | 720920 | SUSPENSION SEAT SLING 16" x 20" P2 | 1 |
| | 720922 | SUSPENSION SEAT SLING 18" x 20" P2 | |
| | 720958 | SUSPENSION SEAT SLING 20" x 20" P2 | |

| ITEM | NUMBER | DESCRIPTION | QTY |
|------|--------|--------------------------|-----|
| 3 | 281122 | 10-32 x 3/4 PAN PHIL | 14 |
| 4 | 505130 | SEAT RAIL 20" SUSPENSION | 2 |

SEAT SLING (QUICKIE P200)

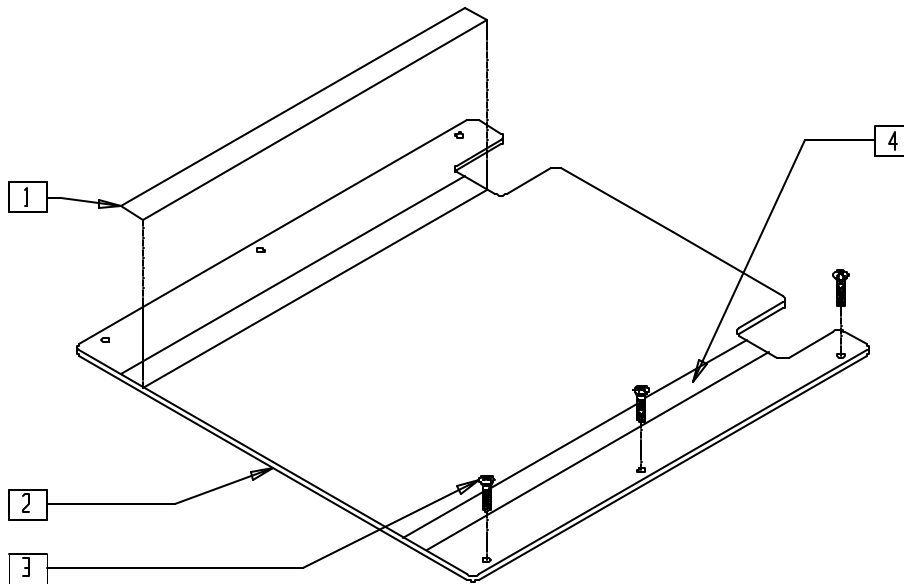


P200X30

| ITEM | NUMBER | DESCRIPTION | QTY |
|------|---------------|--|-----|
| 1 | 901170 | SEAT SLING VELCRO® STRIP | 2 |
| 2 | 720839-720872 | SEAT SLING W/POUCH 14"-20" WIDTH, 20" AND 22" DEPTH | 1 |

| ITEM | NUMBER | DESCRIPTION | QTY |
|------|--------|-------------------------|-------|
| 3 | 281120 | 10/32 x 5/8 PAN HD PHIL | 14,16 |
| 4 | 505116 | SEAT RAIL 20" | 2 |
| | 505117 | SEAT RAIL 22" | |

SEAT PAN (QUICKIE P210)

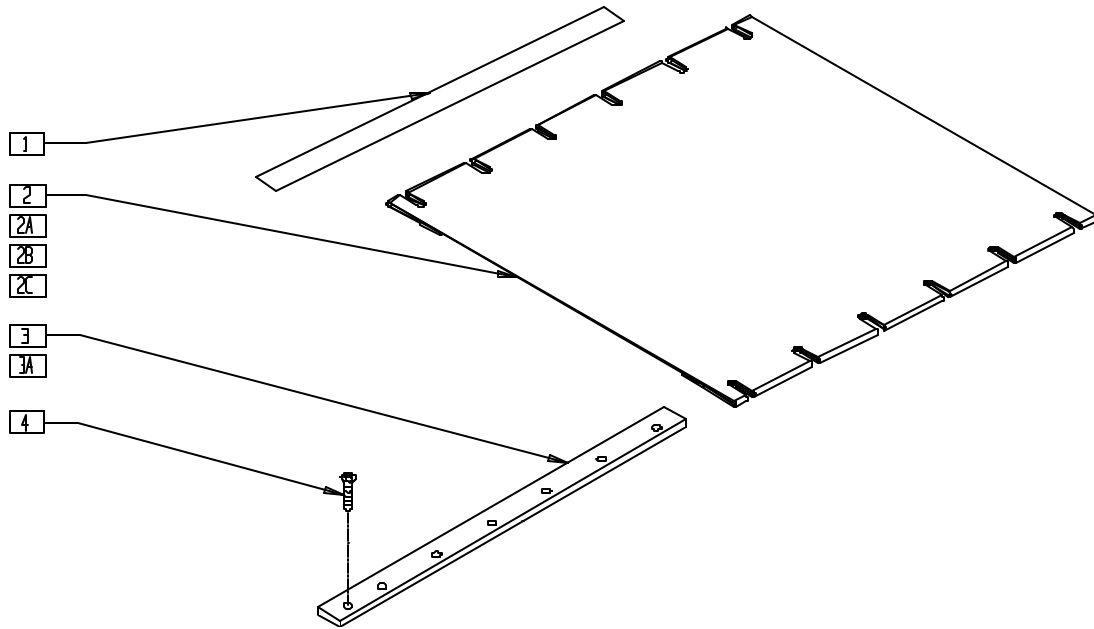


P200X48

| ITEM | NUMBER | DESCRIPTION | QTY |
|------|---------------|---------------------------------------|-----|
| 1 | 901172 | LOW SEAT VELCRO® STRIP NON PS P300 | 2 |
| 2 | 688004-688007 | SEAT PAN ASSM P2 RCLNR | 1 |

| ITEM | NUMBER | DESCRIPTION | QTY |
|------|--------|--------------------------------|-----|
| 3 | 281120 | 10/32" x 5/8" PAN HD PHIL | 6 |
| 4 | 901171 | LOW SEAT VELCRO® STRIP PS P300 | 2 |

SEAT SLING (QUICKIE P-222)

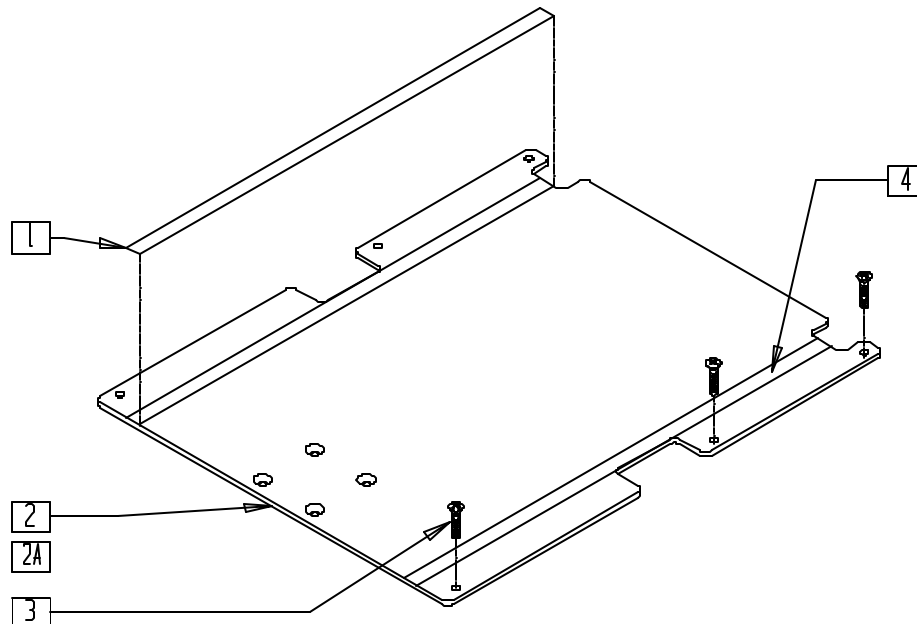


P2220X05

| ITEM | NUMBER | DESCRIPTION | QTY |
|------|---------------|--|-----|
| 1 | 901170 | SEAT SLING VELCRO® STRIP | 2 |
| 2 | 722500-722506 | SEAT SLING 14"-20" x 20" W/POCKET (SPECIFY SIZE) | 1 |
| 2A | 722507-722511 | SEAT SLING 18"-24" x 20" REIN W/POCKET(SPECIFY SIZE) | 1 |
| 2B | 722520-722526 | SEAT SLING 14"-20" x 18" W/POCKET (SPECIFY SIZE) | 1 |

| ITEM | NUMBER | DESCRIPTION | QTY |
|------|---------------|--|-------|
| 2C | 722527-722531 | SEAT SLING 18"-24" x 18" REIN W/POCKET(SPECIFY SIZE) | 1 |
| 3 | 505110 | SEAT RAIL 18" | 2 |
| 3A | 505116 | SEAT RAIL 20" | 2 |
| 4 | 281122 | 10-32 x 3/4 PAN PHIL | 12,14 |

SEAT PAN (QUICKIE P-222)



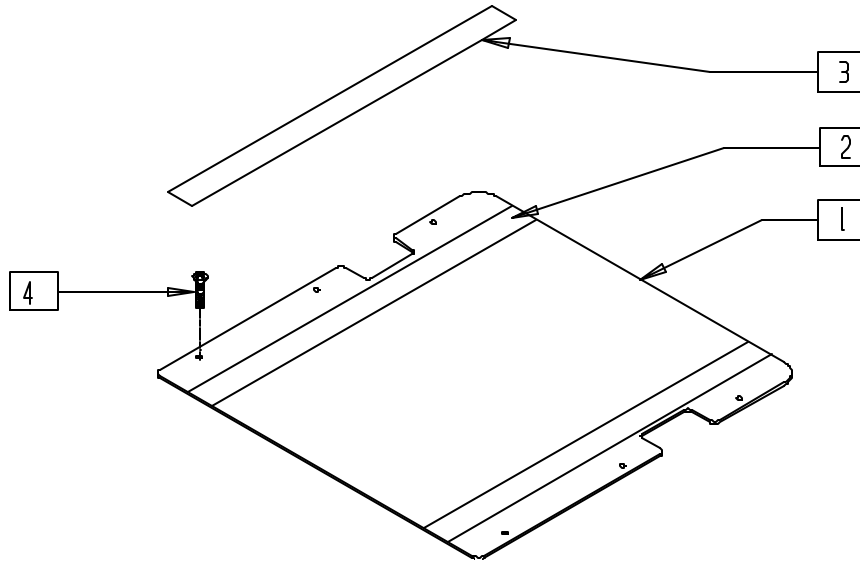
P2220X25

| ITEM | NUMBER | DESCRIPTION | QTY |
|------|---------------|--|-----|
| 1 | 901172 | LOW SEAT VELCRO® STRIP NON PS P300 | 2 |
| 2,4 | 688150-688158 | SEAT PAN ASSM 14"-24" W/VELCRO® 18" DEEP | |

| ITEM | NUMBER | DESCRIPTION | QTY |
|------|---------------|---------------------------------------|-----|
| 2A,4 | 688134-688142 | SEAT PAN ASSM 14"-24" W/VELCRO® REHAB | |
| 3 | 281122 | 10-32 x 3/4 PAN PHIL | 6 |
| 4 | 901171 | LOW SEAT VELCRO® STRIP PS P300 | 2 |

SEAT PAN (LOW SEAT) (QUICKIE P300/P300 MANUAL RECLINE/P320)

(Discontinued 6/30/00 - parts only)



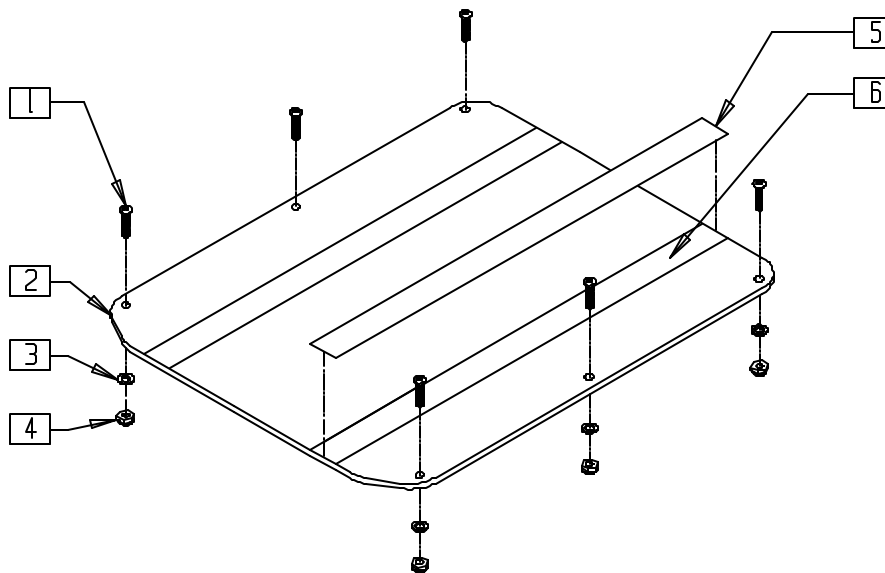
P300X12

| ITEM | NUMBER | DESCRIPTION | QTY |
|------|---------------|---|-----|
| 1 | 901171 | LOW SEAT VELCRO® STRIP PS P300 | |
| 1,2 | 688034-688101 | LOW SEAT ASSM ALUM P300 14" x 14" - 20" x 20" (SPECIFY SIZE) | |

| ITEM | NUMBER | DESCRIPTION | QTY |
|------|--------|---------------------------------------|-----|
| 3 | 901172 | LOW SEAT VELCRO® STRIP NON PS P300 | 2 |
| 4 | 281120 | 10-32 x 5/8 PAN HD PHIL | 6 |

SEAT PAN (QUICKIE P300)

(Discontinued 6/30/00 - parts only) (Fits P300 beginning serial number P3-10500)

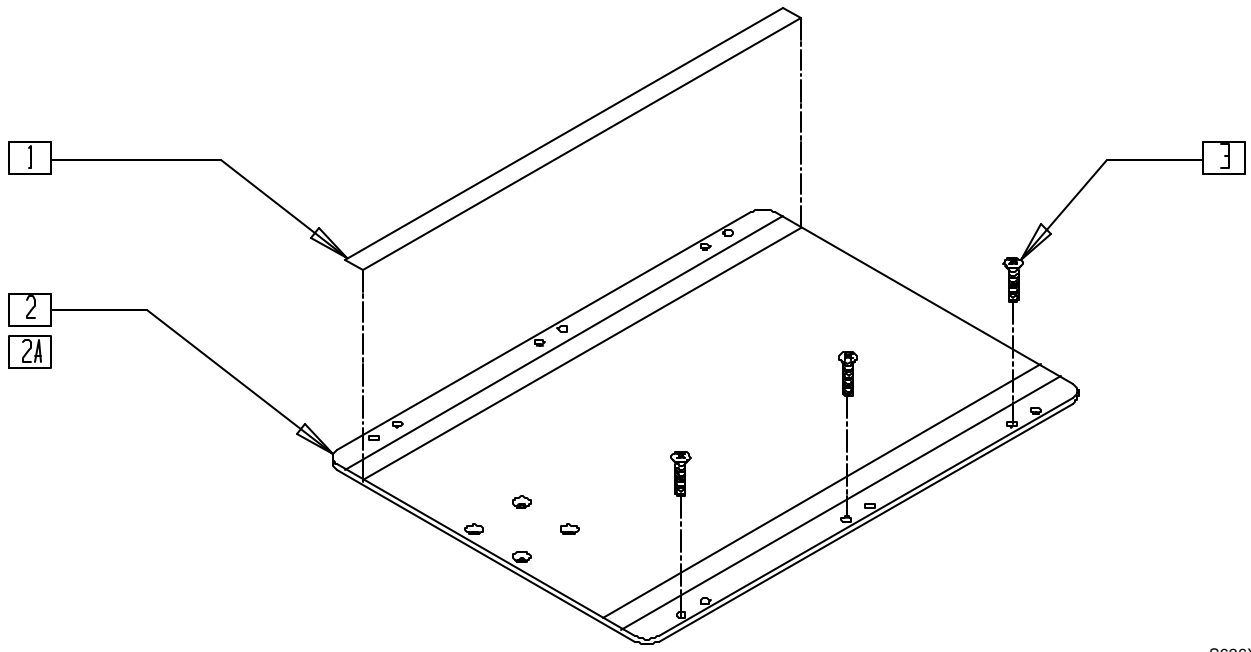


P300AX10

| ITEM | NUMBER | DESCRIPTION | QTY |
|------|--------|--------------------------------------|-----|
| 1 | 226150 | 1/4-28 x 2 BH C/S | 6 |
| 3 | 262110 | 1/4 AN WASHER FLAT THIN | 6 |
| 4 | 201100 | 1/4-28 NYLOCK NUT THIN | 6 |
| 5 | 901172 | LOW SEAT VELCRO® STRP NON PS P300 | 2 |

| ITEM | NUMBER | DESCRIPTION | QTY |
|------|---------------|---|-----|
| 6 | 901171 | LOW SEAT VELCRO® STRIP PS P300 | 2 |
| 2,6 | 688243-688249 | SEAT PAN ASSM P3 14" x 18" - 20" x 18" | |

SEAT PAN (QUICKIE S-626)

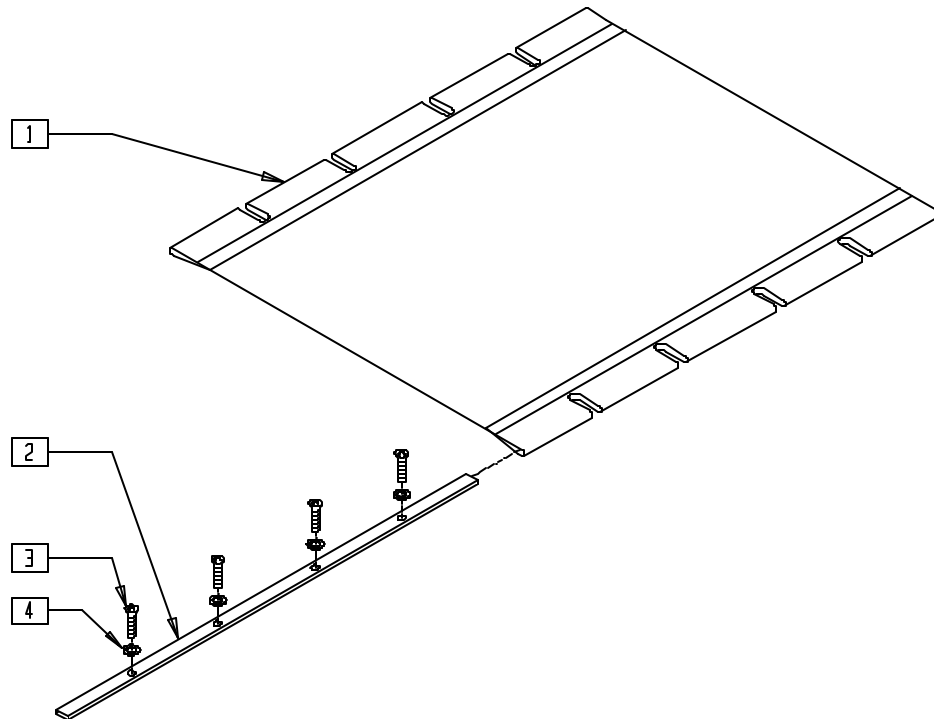


S626X21A

| ITEM | NUMBER | DESCRIPTION | QTY |
|------|---------------|--|-----|
| 1 | 901170 | SEAT SLING VELCRO® STRIP | 2 |
| 3 | 281122 | 10-32 x 3/4 PAN PHIL | 6 |
| 1,2 | 688260-688268 | SEAT PAN ASSEMBLY 14"-24" STD S626 (14"-18" DEPTH) | |

| ITEM | NUMBER | DESCRIPTION | QTY |
|------|---------------|---|-----|
| 1,2A | 688269-688277 | SEAT PAN ASSEMBLY 14"-24" LONG S626 (19"-22" DEPTH) | |

SEAT SLING (QUICKIE V-121[P120])

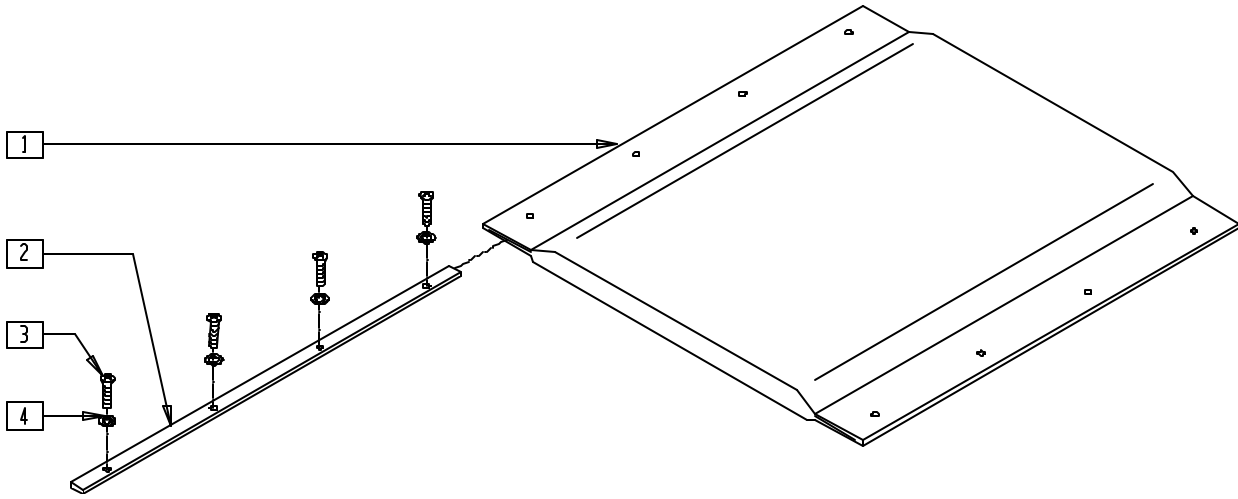


V121X06

| ITEM | NUMBER | DESCRIPTION | QTY |
|------|---------------|-----------------------------------|-----|
| 1 | 720974-720989 | SEAT SLING W/POUCH P120 | 1 |
| 2 | 505105-505121 | SEAT RAIL (14", 16", 18") BR/B600 | 2 |

| ITEM | NUMBER | DESCRIPTION | QTY |
|------|--------|--------------------------|------|
| 3 | 281129 | #12 x 1" OVAL PHIL S/TAP | 8,10 |
| 4 | 340115 | #12 WASHER BRASS FINISH | 8,10 |

PADDED SEAT SLING (QUICKIE V-121[P120])

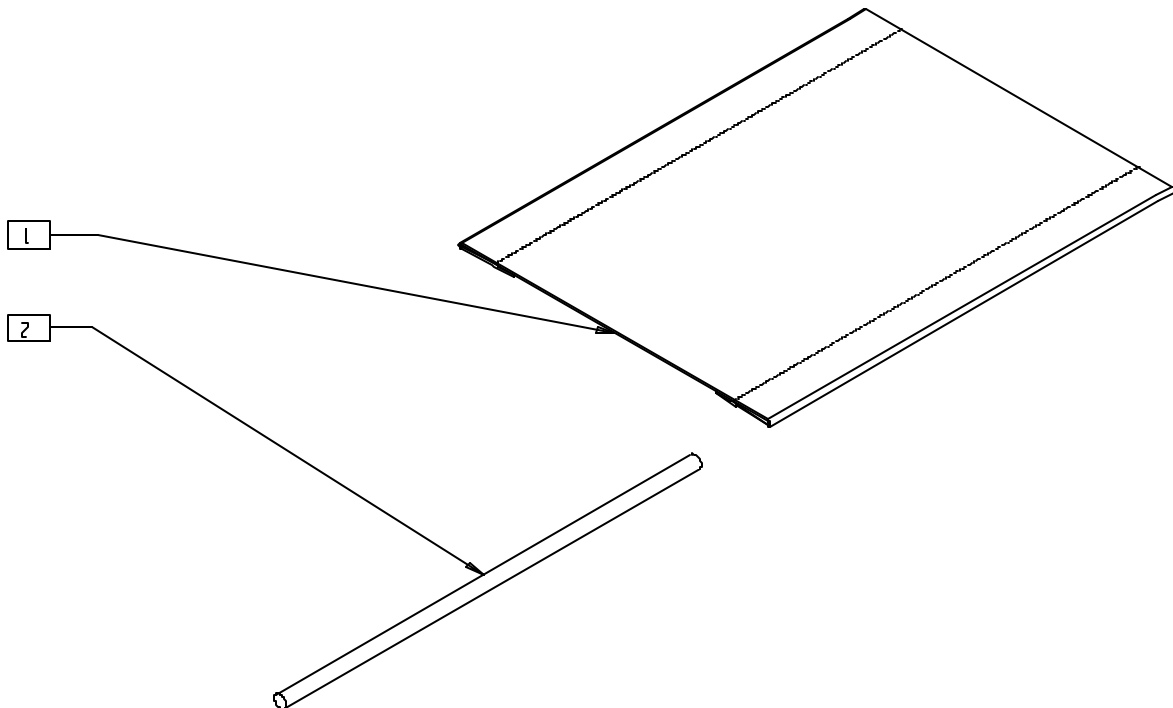


V121X07

| ITEM | NUMBER | DESCRIPTION | QTY |
|------|---------------|------------------------------------|-----|
| 1 | 720960-720972 | PADDED SEAT W/PCH P120 | 1 |
| 2 | 505105-505121 | SEAT RAIL (14",16",18") BR/B600 | 2 |

| ITEM | NUMBER | DESCRIPTION | QTY |
|------|--------|--------------------------|------|
| 3 | 281129 | #12 x 1" OVAL PHIL S/TAP | |
| 4 | 340115 | #12 WASHER BRASS FINISH | 8,10 |

SEAT SLING (QUICKIE V-521)



V5210X10

| ITEM | NUMBER | DESCRIPTION | QTY |
|------|---------------|------------------------------|-----|
| 1 | 722800-722832 | SEAT SLING 14"-20" x 14"-18" | |

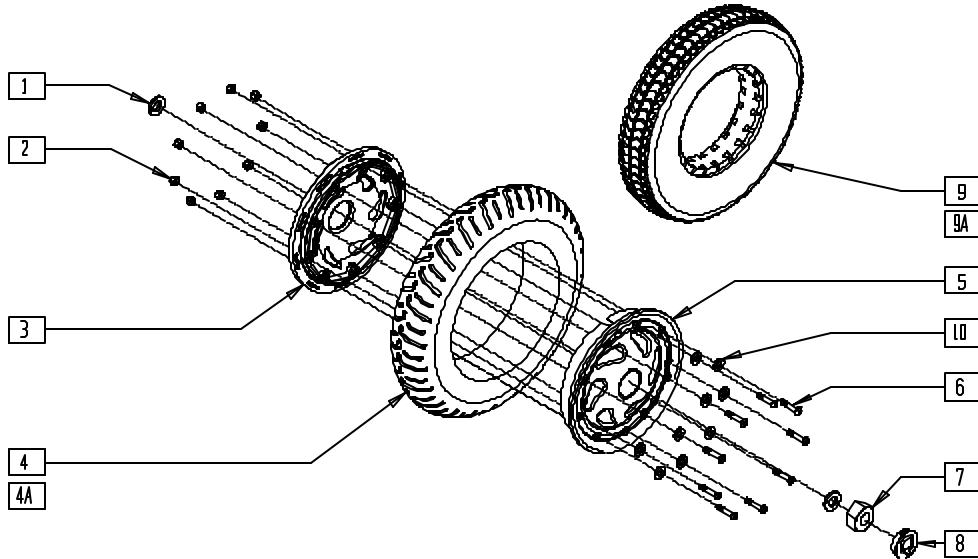
| ITEM | NUMBER | DESCRIPTION | QTY |
|------|------------------------------|----------------------------------|-----|
| 2 | 580230, 580232, 580234 | SEAT SLING RETAINING ROD 14"-16" | 2 |

Wheels

IN THIS SECTION

| | | | |
|---|------|--|-------|
| 14" Solid Drive Wheel Assembly (Quickie G-424).. | 13.1 | Six-spoke Mag Assembly (Quickie P200/P-222/P320) (Manual Wheelchair Conversion Only) | 13.10 |
| 14" Pneumatic Drive Wheel Assembly (Quickie G-424) | 13.1 | Six-spoke Mag and Bearings (Quickie P200/P-222/P320) (Manual Wheelchair Conversion Only) | 13.10 |
| Wheel Rim/Tire/Tube (Quickie P100/P110, Zippie P500) (Disc.) | 13.2 | Rear Wheel Rim Assembly (Quickie P200/P320) (Disc.) (Manual Wheelchair Conversion Only) | 13.11 |
| Wheel Rim/Tire/Tube (Quickie P110/P190/V100[P100]/ V-121[P120]/V-521/Z500[Zippie P500]) | 13.2 | Rear Wheel Rim Assembly (Quickie P200/P-222/P320) (Manual Wheelchair Conversion Only) | 13.11 |
| Drive Wheel Rim (10") (Quickie P200/P210/P300/P320) | 13.3 | Rear Wheel Assembly — Spokes (Quickie P200/P-222/P320) (Manual Wheelchair Conversion Only) | 13.12 |
| Drive Wheel (10") (Quickie P200/P210/P300/P320) | 13.3 | Handrim, Screw Mount (Quickie P200/P-222/P320) (Manual Wheelchair Conversion Only) | 13.12 |
| Rear Wheel Spring Assembly (Quickie P200/P210/P320) | 13.4 | Projection Handrim 24" (6-spoke Mag) (Quickie P200/P-222/P320) (Manual Wheelchair Conversion Only) | 13.13 |
| 12" x 4" Drive Wheel (Quickie P-222/S-525) | 13.5 | Tires and Tubes (Quickie P200/P-222/P320) (Manual Wheelchair Conversion Only) | 13.13 |
| 12" x 2" Pneumatic Wheel (Quickie P-222) | 13.6 | Spoke Guards (Quickie P200/P-222/P320) (Manual Wheelchair Conversion Only) | 13.14 |
| 12" x 2" Solid Wheel (Quickie P-222) | 13.6 | Tire Reference Guide | 13.15 |
| 20" Drive Wheel (Quickie P300) (Disc.) | 13.7 | | |
| Tire/Tube/Insert (Quickie P300) (Disc.) | 13.8 | | |
| Solid/Semi Pneumatic Wheel Rim/Tire/Tube (Quickie S-525/V-121/V-521) | 13.8 | | |
| Pneumatic Wheel Rim/Tire/Tube (Quickie S-525/V-521) | 13.9 | | |
| Solid/Semi Pneumatic Wheel Rim/Tire/Tube (Quickie S-626) | 13.9 | | |

14" SOLID DRIVE WHEEL ASSEMBLY (QUICKIE G-424)

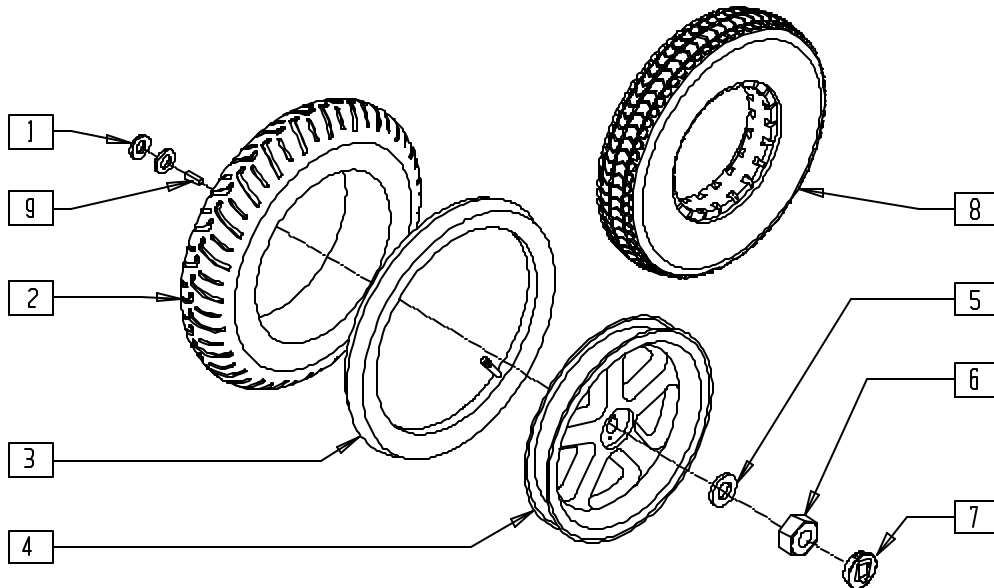


G4240X24

| ITEM | NUMBER | DESCRIPTION | QTY |
|------|-----------|--------------------------------|-----|
| 1 | 264106 | 9/16" WASHER FLAT THICK | 2 |
| 2 | 201100-QU | 1/4-28 NYLOCK NUT THIN | 9 |
| 3 | 361105 | 12/14" WHEEL INNER HALF S525 | 1 |
| 4 | 384260 | 3.00 x 8" V TREAD SOLID TIRE | 1 |
| 4A | 384257 | 3.00 x 8" V TIRE W/INSERT | 1 |
| 5 | 761795 | 12/14 WHL OTR HF STL W/INSTRC | 1 |
| 6 | 226223 | 1/4-28 x 1 1/4" BH C/S BLK | 9 |
| 7 | 210096 | M12 x 1.75 PREV TORQ REV LNUT | 1 |
| 8 | 567002 | WHEEL HUB CAP S525/G424 | 1 |
| 9 | 384258 | 3.00 x 8" KNOBBY TIRE W/INSERT | 1 |
| 9A | 384259 | 3.00 x 8" KNOBBY SOLID TIRE | 1 |

| ITEM | NUMBER | DESCRIPTION | QTY |
|-----------------|-----------|--------------------------------|-----|
| 10 | 262100-QU | 1/4 AN WASHER FLAT | 9 |
| 2,3,5,6,8,10 | 761697 | DRV WHL HUB ASSM 12/14"W/INSTR | |
| 2-6,8,10 | 761727 | 14" MAG SOLID V TIRE G424 | |
| 2,3,4A,5,6,8,10 | 761726 | 14" MAG V SOLID INSRT G424 | |
| 2,3,5,6,8-10 | 761736 | 14"MAG KNOBBY SOLID INSRT G424 | |
| 2,3,5,6,8,9A,10 | 761737 | 14" MAG SOLID KNOBBY TIRE G424 | |

14" PNEUMATIC DRIVE WHEEL ASSEMBLY (QUICKIE G-424)



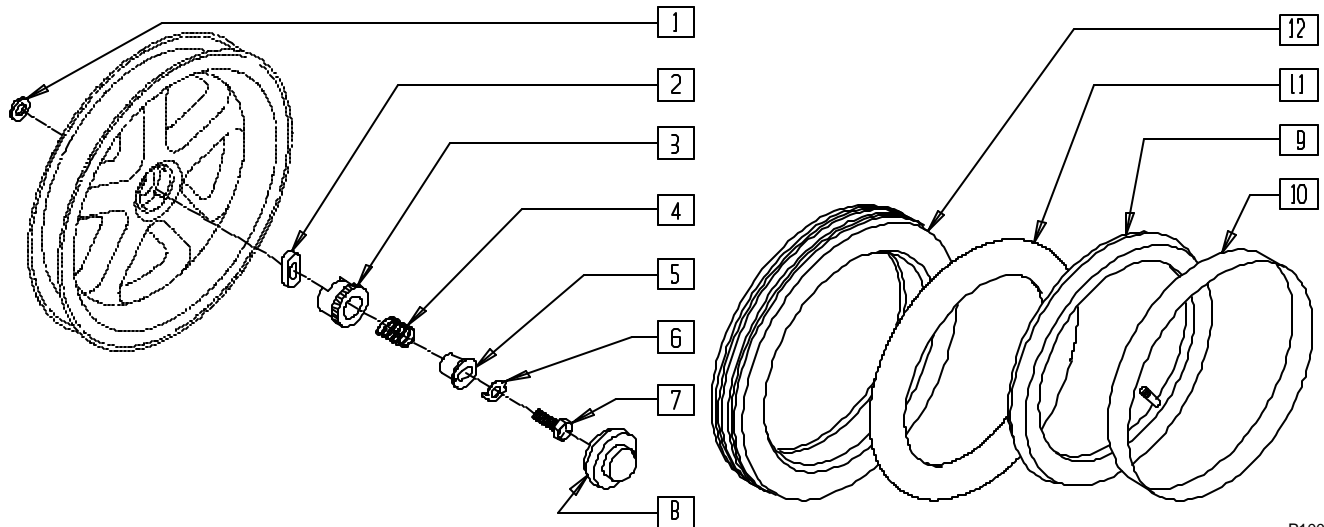
G424X25B

| ITEM | NUMBER | DESCRIPTION | QTY |
|------|--------|-------------------------------|-----|
| 1 | 264106 | 9/16" WASHER FLAT THICK | 2 |
| 2 | 384520 | 3.00 x 8" PNEUMATIC V TIRE | 1 |
| 3 | 384737 | INNER TUBE 14" x 3" | 1 |
| 4 | 761794 | WHL 12/14" DD HEX W/INSTRC | 1 |
| 5 | 264100 | 1/2 AN WASHER FLAT | 1 |
| 6 | 210096 | M12 x 1.75 PREV TORQ REV LNUT | 1 |

| ITEM | NUMBER | DESCRIPTION | QTY |
|---------|--------|--------------------------------|-----|
| 7 | 567002 | WHEEL HUB CAP S525/G424 | 1 |
| 8 | 384709 | TIRE PNEU 14" x 3" | 1 |
| 9 | 341265 | KEY STEEL 5MM x 5MM x 20MM | |
| 1-7 | 761693 | 14"MAG PNEU V TIRE W/INSTRC G4 | |
| 1,3-8 | 761696 | 14"MAG PNEU KNOBBY W/INSTRC G4 | |
| 1,4,6,9 | 761831 | WHEEL ASSM REAR G424/S525 | |

WHEEL RIM/TIRE/TUBE (QUICKIE P100/P110, ZIPPIE P500)

(Discontinued 9/11/95 - parts only)



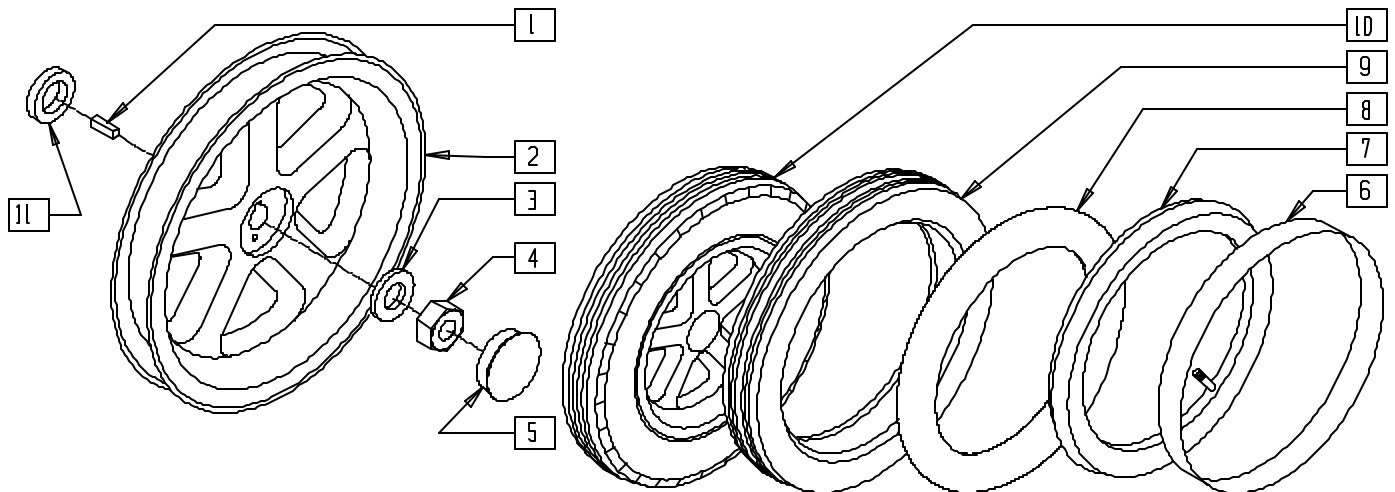
P100X25A

| ITEM | NUMBER | DESCRIPTION | QTY |
|------|--------|-----------------------------|-----|
| 1 | 265150 | 1 OD WASHER THRUST | 1 |
| 2 | 481714 | WHEEL DIS-CON COLLAR P1/P5 | 1 |
| 3 | 483715 | DRIVE DOG TYPE 4 P1/P5 | 1 |
| 4 | 321708 | SPRING RET DRIVE DOG P1/P5 | 1 |
| 5 | 481713 | BUSHING WHEEL P1/P5/B40 | 1 |
| 6 | 262111 | 1/4 WASHER TAB | 1 |
| 7 | 221095 | 1/4-20 x 5/8 G8 HEX C/S BLK | 1 |

| ITEM | NUMBER | DESCRIPTION | QTY |
|------|--------|-------------------------------|-----|
| 8 | 560714 | AXLE COVER BLACK P1/P5 | 1 |
| 9 | 384736 | INNER TUBE 12-1/2" x 2-1/4" | 1 |
| 10 | 381241 | RIM STRIP 12" P1/P5 | 1 |
| 11 | 382402 | 12-1/2 x 2-1/4 AIRLESS INSERT | 1 |
| 12 | 384706 | TIRE PNEU 12-1/2" x 2-1/4" | 1 |
| 1-8 | 920710 | WHEEL DISCONNECT KIT P1/P5 | |

WHEEL RIM/TIRE/TUBE (QUICKIE P110/P190/ V100[P100]/V-121[P120]/V-521/Z500[ZIPPIE P500])

(P100/P110 effective 9/11/95)



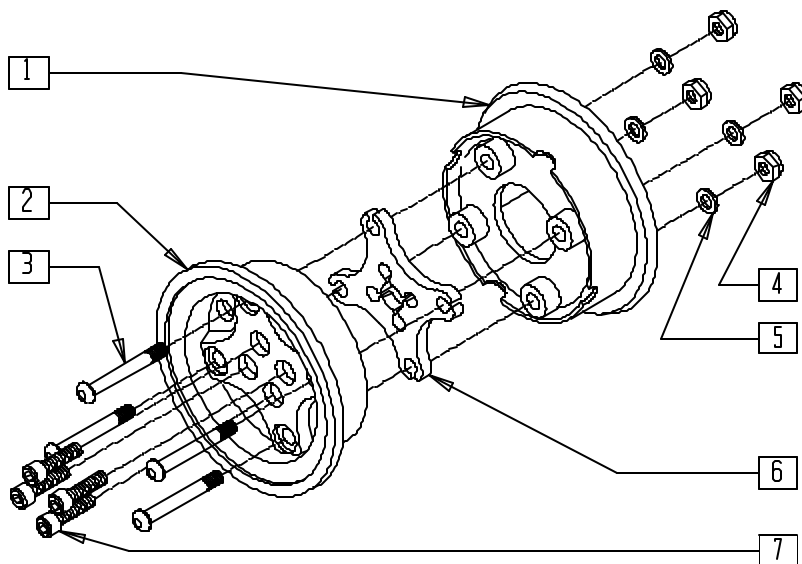
P190X08

| ITEM | NUMBER | DESCRIPTION | QTY |
|------|--------|-------------------------------|-----|
| 1 | 341265 | KEY STEEL 5mm x 5mm x 20mm | 1 |
| 2 | 761794 | WHL 12/14" DD HEX W/INSTRC | 1 |
| 3 | 264100 | 1/2 AN WASHER FLAT | 1 |
| 4 | 210096 | M12 x .175 PREV TORO REV LNUT | 1 |
| 5 | 560990 | 1 1/2" DOME PLUG | 1 |
| 6 | 381241 | RIM STRIP 12" P1/P5 | 1 |
| 7 | 384736 | INNER TUBE 12-1/2" x 2-1/4" | 1 |
| | 384737 | INNER TUBE 14" x 3" | |

| ITEM | NUMBER | DESCRIPTION | QTY |
|---------|--------|---------------------------------|-----|
| 8 | 382402 | 12-1/2" x 2-1/4" AIRLESS INSERT | 1 |
| 9 | 384706 | TIRE PNEU 12-1/2" x 2-1/4" | 1 |
| | 384709 | TIRE PNEU 14" x 3" | |
| 2,6,7,9 | 761691 | 12" MAG PNEU DIR DRV W/INSTRC | |
| | 761694 | 14" MAG PNEU W/INSTRC P190 | |
| 2,8,9 | 761692 | 12" MAG PNEU INSRT DD W/INSTRC | |
| 10,11 | 761729 | 14" MAG PNEU FOAM INSERT P190 | |
| 11 | 265160 | SPACER 14" WHEEL P190 | 1 |

DRIVE WHEEL RIM (10") (QUICKIE P200/P210/P300/P320)

(Effective 10/24/94; P200 beginning P2-2130; P300 beginning P3-8024)

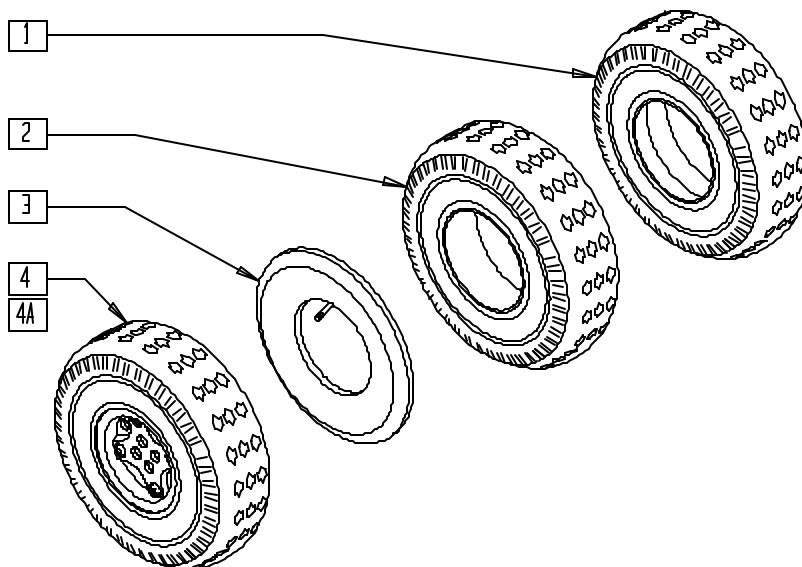


WHL00X14

| ITEM | NUMBER | DESCRIPTION | QTY |
|------|--------|------------------------------|-----|
| 1 | 361103 | 10" WHEEL INNER HALF | 1 |
| 2 | 361101 | 10" WHEEL OUTER-DRIVE | 1 |
| 3 | 226190 | 5/16-18 x 1 3/4 BH C/S SHLDR | 4 |
| 4 | 202103 | 5/16-18 NYLOCK NUT THICK | 4 |

| ITEM | NUMBER | DESCRIPTION | QTY |
|------|--------|------------------------------|-----|
| 5 | 263100 | 5/16 AN WASHER FLAT | 4 |
| 6 | 361100 | 10" WHEEL STAR | 1 |
| 7 | 226254 | 5/16-24 x 5/8 SOC C/S NICKEL | 4 |
| 1-7 | 761716 | DRIVE WHL HUB STAR ASSM 10" | |

DRIVE WHEEL (10") (QUICKIE P200/P210/P300/P320)



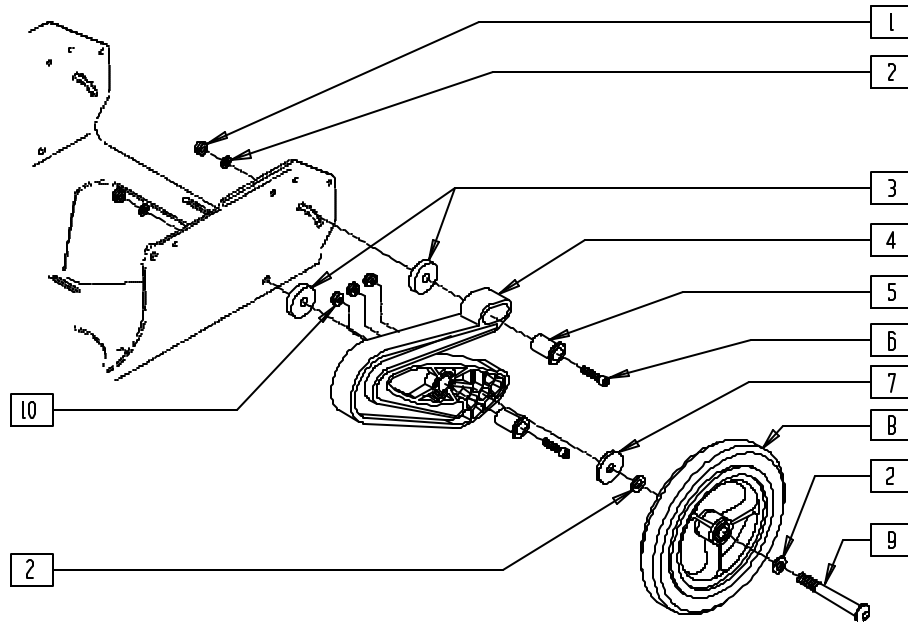
WHL00X16

| ITEM | NUMBER | DESCRIPTION | QTY |
|------|--------|-------------------------------|-----|
| 1 | 384714 | TIRE FOAMED 260 x 85 | 1 |
| 2 | 384704 | TIRE 10 x 3 PNEUMATIC DRV WHL | 1 |
| 3 | 384732 | INNER TUBE 10" x 3" | 1 |

| ITEM | NUMBER | DESCRIPTION | QTY |
|------|--------|--------------------------------|-----|
| 4* | 761717 | DRIVE WHL STAR W/PNEU ASSM 10" | 1 |
| 4A* | 761718 | DRV WHL STAR W/INSRT ASSM 10" | 1 |

ITEMS 4 AND 4A EFFECTIVE 10/24/94, BEGINNING SERIAL NUMBER P2-2130.

REAR WHEEL SPRING ASSEMBLY (QUICKIE P200/P210/P320)

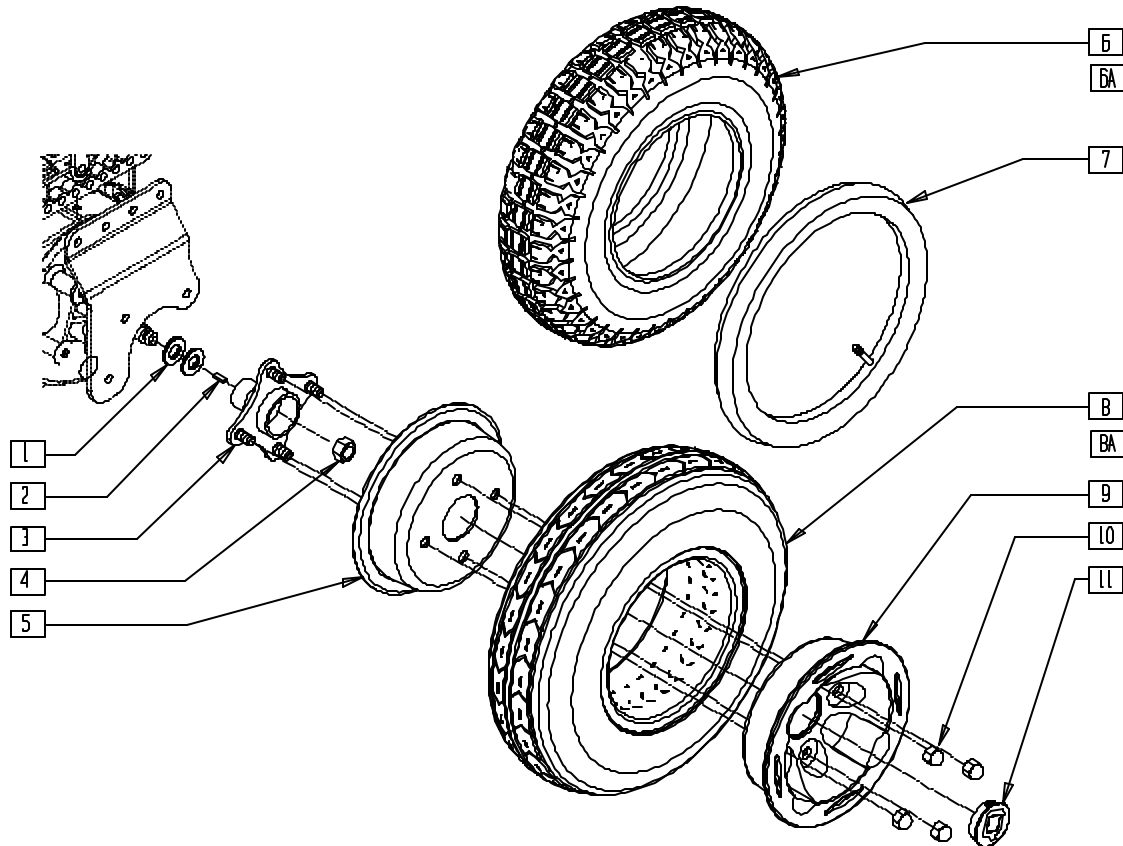


P200X39

| ITEM | NUMBER | DESCRIPTION | QTY |
|------|--------|----------------------------|-----|
| 1 | 202103 | 5/16-18 NYLOCK NUT THICK | 2 |
| 2 | 263100 | 5/16 AN WASHER FLAT | 4 |
| 3 | 550161 | REAR SPRING SPACER P2 | 2 |
| 4 | 561370 | REAR WHEEL SPRING P2 | 1 |
| 5 | 481716 | REAR WHEEL SPRING PIVOT P2 | 2 |
| 6 | 222105 | 5/16-18 x 1 1/2 SOC C/S | 2 |

| ITEM | NUMBER | DESCRIPTION | QTY |
|------|--------|-------------------------------|-----|
| 7 | 263113 | 5/16 WASHER THICK | 1 |
| 8 | 400155 | 5" PLST W/LOW POLY AND BRNG | 1 |
| 9 | 226198 | 5/16-18 x 2 BH C/S SHT THREAD | 1 |
| 10 | 202102 | 5/16-18 NYLOCK NUT THIN | 3 |
| 1-10 | 902355 | REAR WHEEL SPRING ASSM P2 | |

12" X 4" DRIVE WHEEL (QUICKIE P-222/S-525)

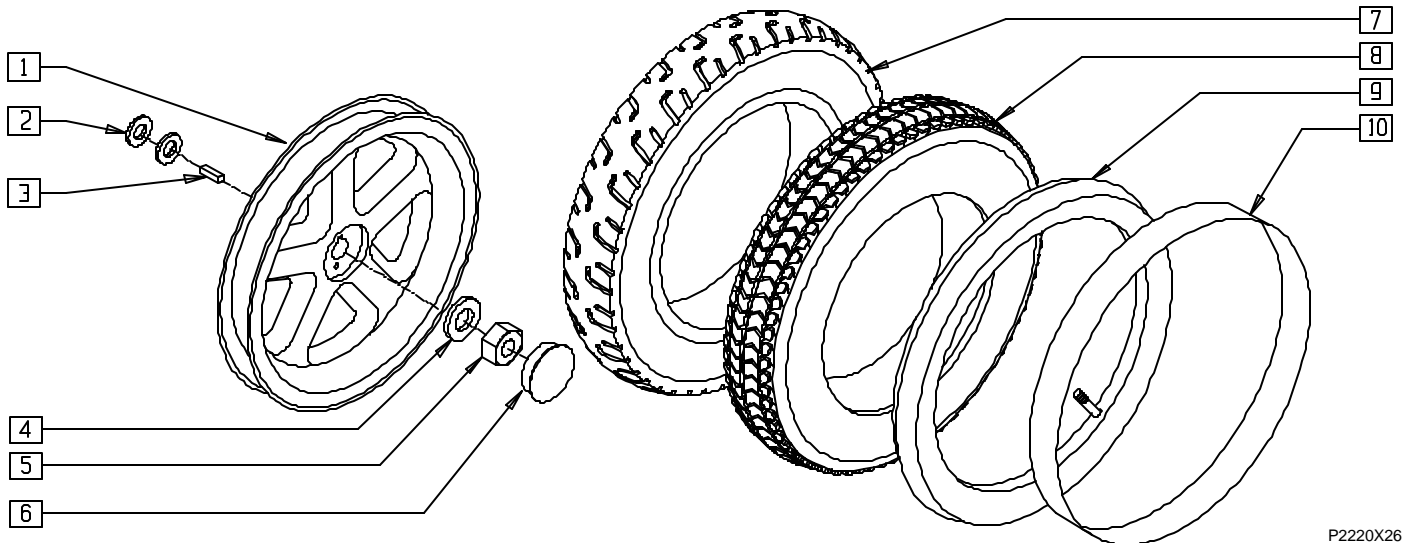


P2220X09

| ITEM | NUMBER | DESCRIPTION | QTY |
|-------------|--------|-------------------------------------|-----|
| 1 | 264106 | 9/16" WASHER FLAT THICK | 2 |
| 2 | 341265 | KEY STEEL 5mm x 5mm x 20mm | 1 |
| 3 | 501533 | WHEEL HUB (P222) | 1 |
| | 501544 | WHEEL HUB EXTENDED (S525) | |
| 4 | 210096 | M12 x 1.75 PREV TORO REV LNUT | 1 |
| 5 | 400776 | 12 x 4 INNER RIM | 1 |
| 6 | 384303 | 3.50 x 12" KNOBBY TIRE | 1 |
| 6A | 384305 | 3.50 x 12" KNOBBY W/INSERT | 1 |
| 7 | 384729 | INNER TUBE 12" x 3.50" | 1 |
| 8 | 384300 | 3.50 x 12" V-GROOVE TIRE | 1 |
| 8A | 384302 | 3.50 x 12" V-GRV W/INSRT | 1 |
| 9 | 400775 | 12 x 4 OUTER RIM | 1 |
| 10 | 203002 | 3/8-24 1PC ACORN HEX CAP NUT | 4 |
| 11 | 567002 | WHEEL HUB CAP S525/G424 | 1 |
| 3,5-7,9,10 | 761742 | 12" MAG PNEU KNOBBY TIRE (P222) | |
| 3,5,6A,9,10 | 761743 | 12" MAG KNOBBY SLD INSRT (P222) | |
| 3,5,7-10 | 761740 | 12" MAG PNEU V-GRVE TIRE ASSM(P222) | |
| 3-5,8A,9,10 | 761741 | 12" MAG V SOLID INSRT P222 | |
| 1-5,6A,9-11 | 761774 | 12" MAG SLD INSRT KNBY ASSM (P222) | |
| 1-5,7-11 | 761771 | 12" MAG PNEU V-GRV TIRE ASSM(P222) | |

| ITEM | NUMBER | DESCRIPTION | QTY |
|-------------|--------|--|-----|
| 1-5,8A,9-11 | 761773 | 12" MAG SLD INSRT V-GRV ASSM (P222) | |
| 1-7,9-11 | 761772 | 12" MAG PNEU KNBY TIRE ASSM (P222) | |
| 3,5,6A,9,10 | 761766 | 12" MAG KNBY SLD INSRT DP HUB(S525) | |
| 3,5-7,9,10 | 761767 | 12" MAG KNOBBY PNEU DP HUB (S525) | |
| 3,5,8A,9,10 | 761768 | 12" V-GRV SLD INSRT DP HUB (S525) | |
| 3,5,7-10 | 761769 | 12" MAG V-GRV PNEU DP HUB (S525) | |
| 1-5,7-11 | 761786 | 12" MAG PNEU V-GRV ASSM DP HUB (S525) | |
| | 920794 | 12" PNEU V-GRV ASSM DP HUB (PR) (S525) | |
| 1-5,8A,9-11 | 761787 | 12" MAG SLD V-GRV ASSM DP HUB (S525) | |
| | 920793 | 12" SLD V-GRV ASSM DP HUB PR (S525) | |
| 1-7,9-11 | 761788 | 12" MAG PNEU KNBBY ASSM DP HUB (S525) | |
| | 920792 | 12" PNEU KNBY ASSM DP HUB PR(S525) | |
| 1-5,6A,9-11 | 761789 | 12" MAG SLD KNBBY ASSM DP HUB (S525) | |
| | 920791 | 12" SLD KNBY ASSM DP HUB PR (S525) | |

12" X 2" PNEUMATIC WHEEL (QUICKIE P-222)

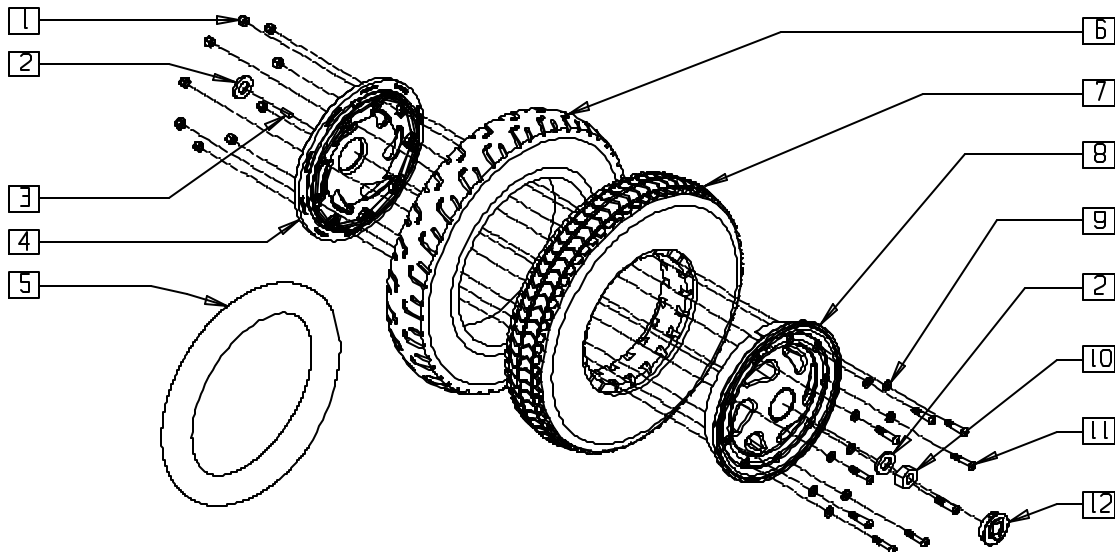


P2220X26

| ITEM | NUMBER | DESCRIPTION | QTY |
|------|--------|-----------------------------------|-----|
| 1 | 761794 | WHL 12/14" DD HEX W/INSTRC | 1 |
| 2 | 264106 | 9/16" WASHER FLAT THICK | 2 |
| 3 | 341265 | KEY STEEL 5mm x 5mm x 20mm | 1 |
| 4 | 264100 | 1/2 AN WASHER FLAT | 1 |
| 5 | 210096 | M12 x 1.75 PREV TORQ REV LNUT | 1 |
| 6 | 567002 | WHEEL HUB CAP S525/G424 | 1 |
| 7 | 384698 | TIRE PNEU 12 1/2 x 2 1/4 V-GROOVE | 1 |

| ITEM | NUMBER | DESCRIPTION | QTY |
|----------|--------|------------------------------------|-----|
| 8 | 384706 | TIRE PNEU 12 1/2" x 2 1/4" | 1 |
| 9 | 384736 | INNER TUBE 12 1/2" x 2 1/4" | 1 |
| 10 | 381241 | RIM STRIP 12" P1/P5 | 1 |
| 1,7,9,10 | 761690 | 12 X 2 PNEU V-GROOVE W/INSTRC | |
| 1,8,9,10 | 761691 | 12" MAG PNEU DIR DRV W/INSTRC | |
| 1-7,9,10 | 761775 | 12 x 2 PNEU V-GROOVE TIRE ASSEMBLY | |

12" X 2" SOLID WHEEL (QUICKIE P-222)



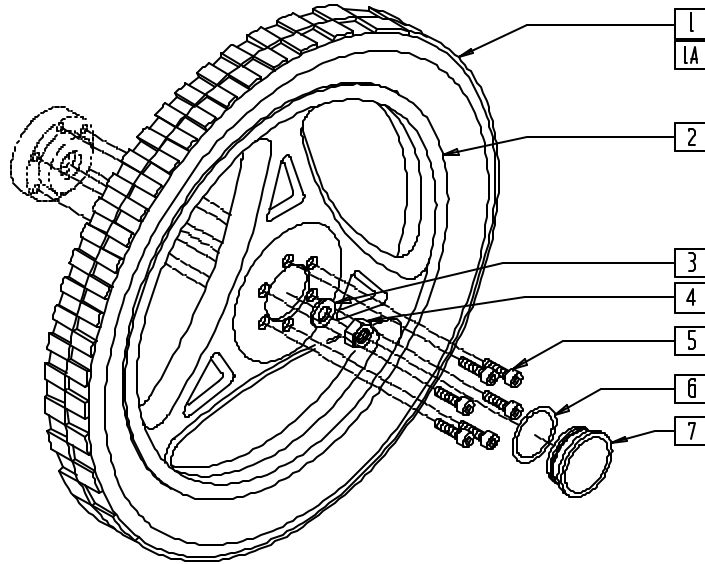
P2220X27

| ITEM | NUMBER | DESCRIPTION | QTY |
|------|-----------|--------------------------------------|-----|
| 1 | 201100-OU | 1/4-28 NYLOCK NUT THIN | 9 |
| 2 | 264106 | 9/16" WASHER FLAT THICK | 2 |
| 3 | 341265 | KEY STEEL 5mm x 5mm x 20mm | 1 |
| 4 | 361105 | 12/14" WHEEL INNER HALF S525 | 1 |
| 5 | 382402 | 12 1/2"x 2 1/4" AIRLESS INSERT | 1 |
| 6 | 384698 | TIRE PNEU 12 1/2" x 2 1/4 "V" GROOVE | 1 |
| 7 | 382403 | 12 1/2 x 2 1/4 TIRE W/INSERT | 1 |
| 8 | 761795 | 12/14 WHL OTR HF STL W/INSTRC | 1 |
| 9 | 262100-OU | 1/4 AN WASHER FLAT | 9 |

| ITEM | NUMBER | DESCRIPTION | QTY |
|---------------|--------|--------------------------------------|-----|
| 10 | 210096 | M12 x 1.75 PREV TORQ REV LNUT | 1 |
| 11 | 226223 | 1/4-28 x 1 1/4" BH C/S BLK | 9 |
| 12 | 567002 | WHEEL HUB CAP S525/G42G | 1 |
| 1,4-6, 8,9,11 | 761698 | 12"X2" MAG INSRT V-GRV W/INSTRC | |
| 1,4,7, 8,9,11 | 761733 | 12" MAG PNEU INSERT | |
| 1-6, 8-11 | 761776 | 12 x 2 MAG SLD INSRT "V" GROOVE ASSM | |

20" DRIVE WHEEL (QUICKIE P300)

(Discontinued 6/30/00 - parts only)




P300X57

| ITEM | NUMBER | DESCRIPTION | QTY |
|------|--------|---------------------------|-----|
| 2 | 400772 | RIM 20" MAG ASSM P300 NEW | 1 |
| 3 | 264100 | 1/2 AN WASHER FLAT | 1 |
| 4 | 203115 | 1/2-20 GRD C LOCK NUT | 1 |
| 5 | 226180 | 5/16-24 x 3/4 SOC C/S | 6 |

| ITEM | NUMBER | DESCRIPTION | QTY |
|----------|--------|--------------------------------|-----|
| 6 | 342006 | CASTER CAP O-RING RUBBER | 1 |
| 7 | 880547 | DUST CAP W/"O" RING P3 | 1 |
| 1,2,6,7 | 761704 | RR MAG 20" PNEU P300 NEW | |
| 1A,2,6,7 | 761706 | RR MAG 20" PNEU INSRT P300 NEW | |

TIRE/TUBE/INSERT (QUICKIE P300)

(Discontinued 6/30/00 - parts only)



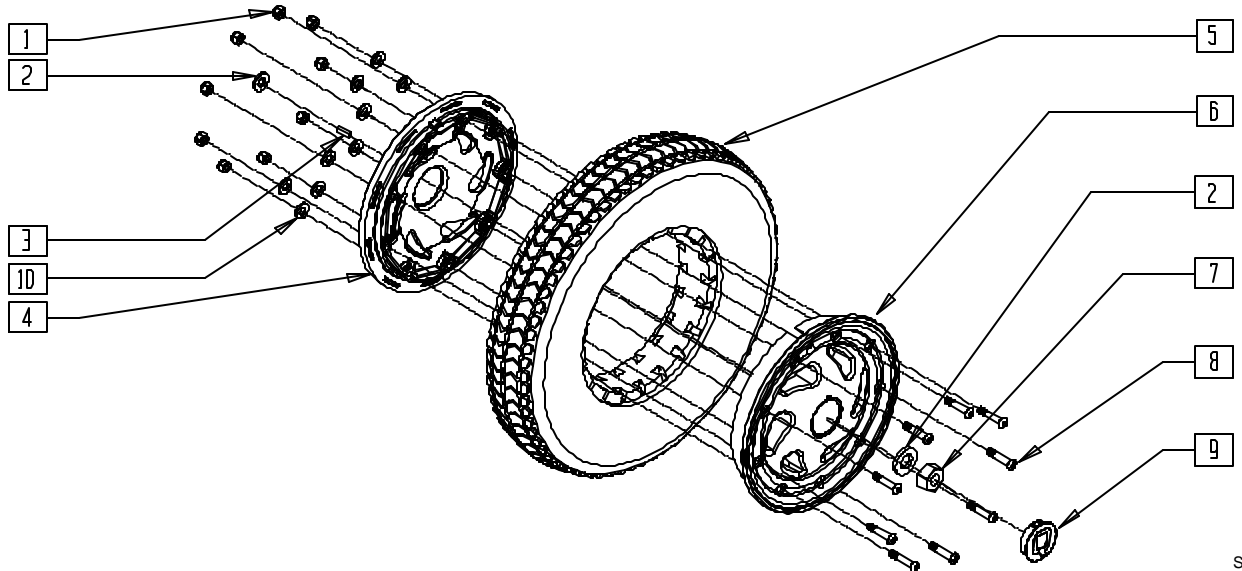
NOTE: REPLACE NUT AND WASHER ON MOTOR SHAFT WITH NEW NUT AND WASHER WHENEVER WHEEL HAS BEEN REMOVED FROM MOTOR SHAFT.

P300X19A

| ITEM | NUMBER | DESCRIPTION | QTY |
|------|--------|-----------------------------|-----|
| 1 | 384710 | TIRE 20" x 2 1/8" PNEUMATIC | 1 |
| 2 | 384740 | INNER TUBE 20" x 2 1/8" | 1 |

| ITEM | NUMBER | DESCRIPTION | QTY |
|------|--------|--------------------------------|-----|
| 3 | 382400 | AIRLESS INSERT 20" x 2-1/8" P3 | 1 |

SOLID/SEMI PNEUMATIC WHEEL RIM/TIRE/TUBE (QUICKIE S-525/V-121/V-521)

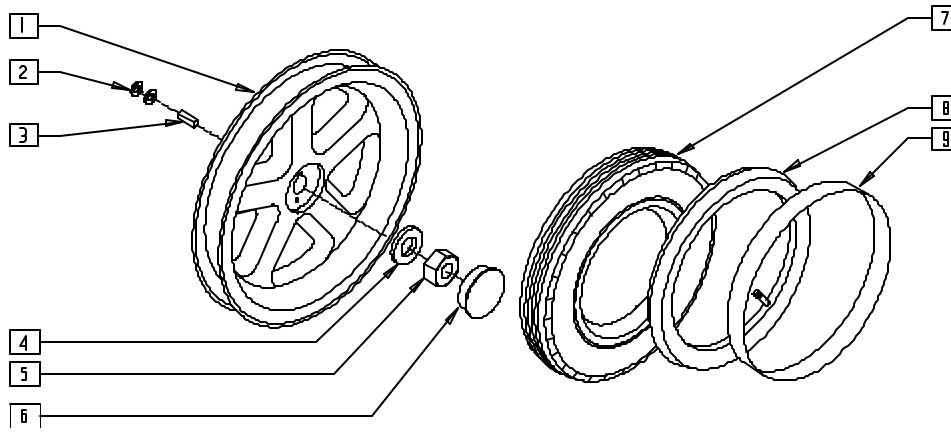


S525X27

| ITEM | NUMBER | DESCRIPTION | QTY |
|------|--------|--------------------------------|-----|
| 1 | 201100 | 1/4-28 NYLOCK NUT THIN | 9 |
| 2 | 265150 | 1" OD WASHER THRUST | 2 |
| 3 | 341265 | KEY STEEL 5mm x 5mm x 20mm | 1 |
| 4 | 361105 | 12/14" WHEEL INNER HALF S525 | 1 |
| 5 | 384255 | 12 1/2" x 2 1/4" SOLID TIRE | 1 |
| | 382403 | 12 1/2" x 2 1/4" TIRE W/INSERT | |
| 6 | 361104 | 12/14" WHEEL OUTER HALF S525 | 1 |
| 7 | 210096 | M12 x 1.75 PREV TORQ REV LNUT | 1 |
| 8 | 226223 | 1/4-28 x 1 1/4" BH C/S BLK | 9 |

| ITEM | NUMBER | DESCRIPTION | QTY |
|--------------|-----------|--------------------------------|-----|
| 9 | 567002 | WHEEL HUB CAP S525/G424 | 1 |
| 10 | 262100-OU | 1/4 AN WASHER FLAT | 9 |
| 1,4,6,8-10 | 761697 | DRV WHL HUB ASSM 12/14"W/INSTR | |
| 1,4-6,8-10 | 761733 | 12" MAG PNEUMATIC INSERT | |
| 1,4,5,6,8-10 | 761734 | 12" MAG SOLID S525 | |

PNEUMATIC WHEEL RIM/TIRE/TUBE (QUICKIE S-525/V-521)

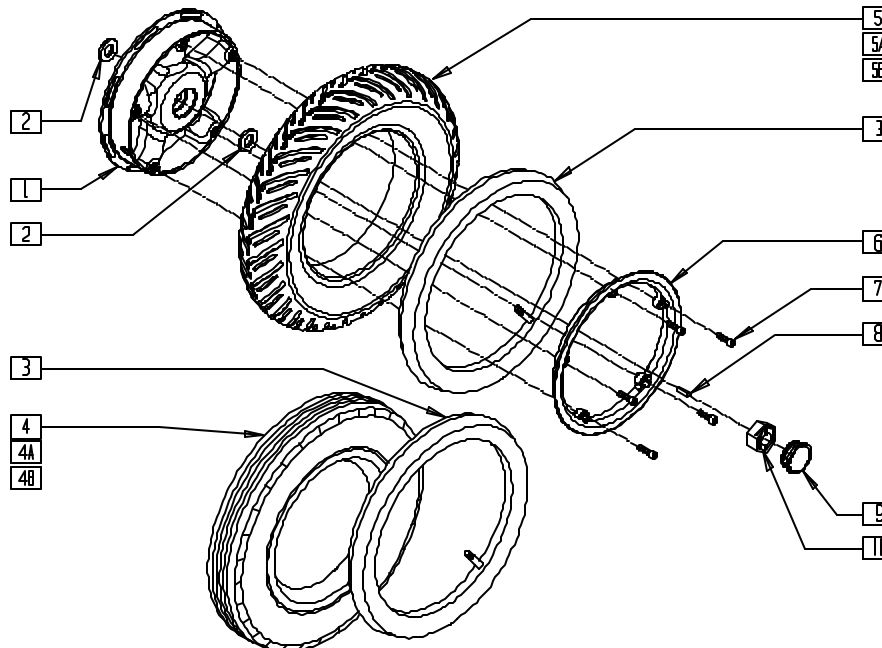


S525X30

| ITEM | NUMBER | DESCRIPTION | QTY |
|------|--------|-------------------------------|-----|
| 1 | 761794 | WHL 12/14" DD HEX W/INSTRC | 1 |
| 2 | 265150 | 1 OD WASHER THRUST | 2 |
| 3 | 341265 | KEY STEEL 5mm x 5mm x 20mm | 1 |
| 4 | 264100 | 1/2 AN WASHER FLAT | 1 |
| 5 | 210096 | M12 x 1.75 PREV TORQ REV LNUT | 1 |

| ITEM | NUMBER | DESCRIPTION | QTY |
|------|--------|-----------------------------|-----|
| 6 | 567002 | WHEEL HUB CAP S525/G424 | 1 |
| 7 | 384706 | TIRE PNEU 12 1/2" x 2 1/4" | 1 |
| 8 | 384736 | INNER TUBE 12 1/2" x 2 1/4" | 1 |
| 9 | 381241 | RIM STRIP 12" P1/P5 | 1 |
| 1-9 | 761695 | 12" MAG PNEU W/INSTRC S525 | |

SOLID/SEMI PNEUMATIC WHEEL RIM/TIRE/TUBE (QUICKIE S-626)



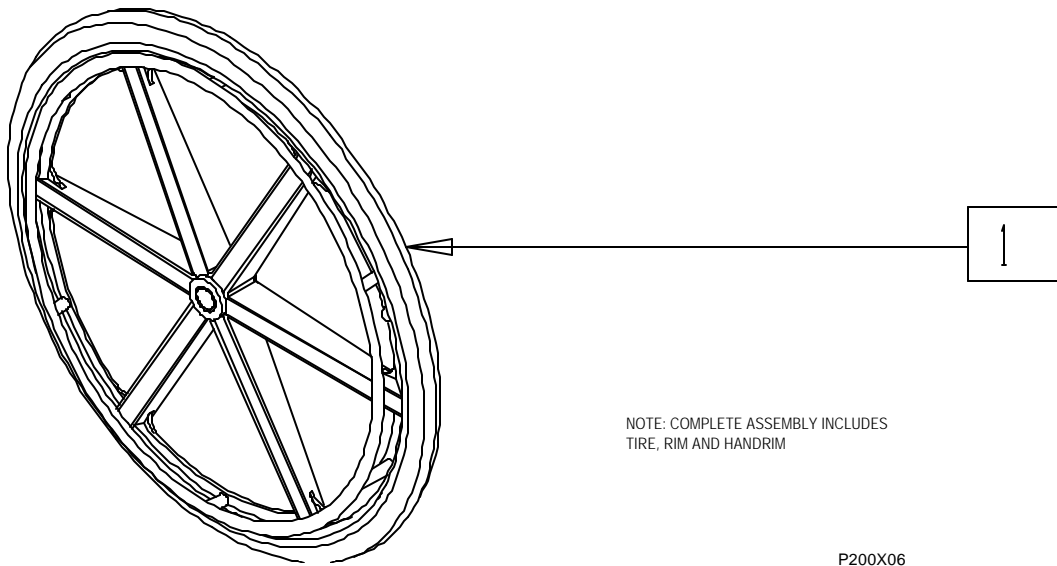
S626X15A

| ITEM | NUMBER | DESCRIPTION | QTY |
|------|--------|--------------------------------|-----|
| 1 | 400777 | INNER WHEEL W/HEX | 1 |
| 2 | 264106 | 9/16" WASHER FLAT THICK | 2 |
| 3 | 384739 | INNER TUBE 20" x 2 1/8" | 1 |
| 4 | 384709 | TIRE PNEU 14" x 3" | 1 |
| 4A | 384261 | 3.00 x 8" KNOBBY W/INSRT 5 SPK | 1 |
| 4B | 384263 | 3.00 x 8" KNOBBY SOLID 5 SPK | 1 |
| 5 | 384520 | 3.00 x 8" PNEUMATIC V TIRE | 1 |
| 5A | 384262 | 3.00 x 8" V-GRV W/INSRT 5 SPK | 1 |
| 5B | 384264 | 3.00 x 8" V-GROOVE SOLID 5 SPK | 1 |
| 6 | 400774 | 5 SPOKE MAG WHEEL OUTER | 1 |
| 7 | 221116 | 1/4-20 X 1 SOC HD BLK | 5 |

| ITEM | NUMBER | DESCRIPTION | QTY |
|-----------|--------|---------------------------------|-----|
| 8 | 341265 | KEY STEEL 5mm x 5mm x 20mm | 1 |
| 9 | 567005 | PLASTIC WHEEL HUB CAP SILVER | 1 |
| | 567002 | WHEEL HUB CAP S525/G424 | |
| 10 | 210096 | M12 x 1.75 PREV TORQ REV LNUT | 1 |
| 1,3,5-7 | 761748 | 14" MAG PNEU V TIRE W/INSTRC S6 | |
| 1,3,4,6,7 | 761749 | 14" MAG PNEU KNOBBY W/INSTRC S6 | |
| 1,5A,6,7 | 761755 | 14" MAG SLD INST V W/INSTRC S6 | |
| 1,4A,6,7 | 761756 | 14" MAG SLD INST KB W/INSTRC S6 | |
| 1,5B,6,7 | 761778 | 14" MAG V SLD TIRE W/INSRTC S6 | |
| 1,4B,6,7 | 761779 | 14" MAG SLD KNOBBY W/INSTRC S6 | |
| 1,8,10 | 761832 | WHEEL ASSM REAR S626 | |

SIX-SPOKE MAG ASSEMBLY (QUICKIE P200/P-222/P320)

(Manual Wheelchair Conversion Only)

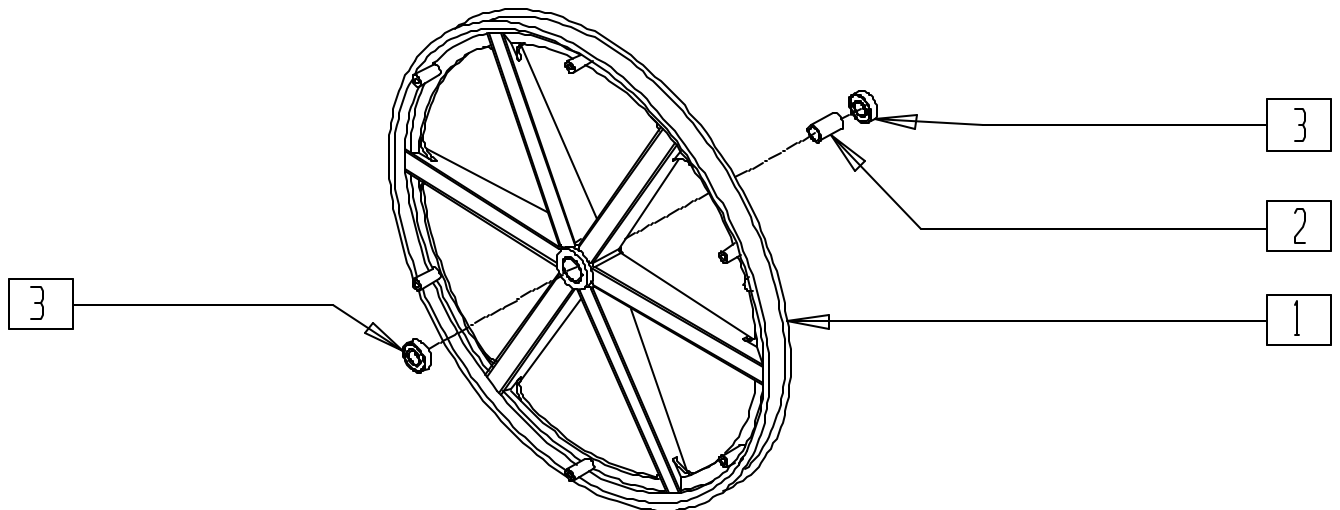


NOTE: COMPLETE ASSEMBLY INCLUDES
TIRE, RIM AND HANDRIM

| ITEM | NUMBER | DESCRIPTION | QTY |
|------|-------------------|----------------|-----|
| 1 | 760720- 760782 | REAR WHEEL 24" | 1 |

SIX-SPOKE MAG AND BEARINGS (QUICKIE P200/P-222/P320)

(Manual Wheelchair Conversion Only)



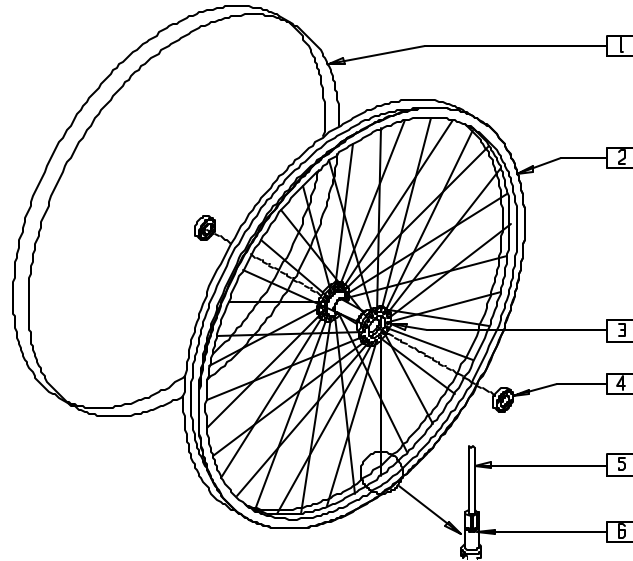
| ITEM | NUMBER | DESCRIPTION | QTY |
|------|--------|---------------------|-----|
| 1 | 364376 | 24" MAG RIM 6 SPOKE | 1 |
| 2 | 521564 | MAG BEARING SPACER | 1 |

| ITEM | NUMBER | DESCRIPTION | QTY |
|------|--------|---------------------------|-----|
| 3 | 349500 | 1 1/8 x 1/2 BEARING | 2 |
| 1-3 | 401092 | 24" MAG W/BEARING 6 SPOKE | |

REAR WHEEL RIM ASSEMBLY (QUICKIE P200/P320)

(Manual Wheelchair Conversion Only)

(Discontinued 9/21/98 - parts only)



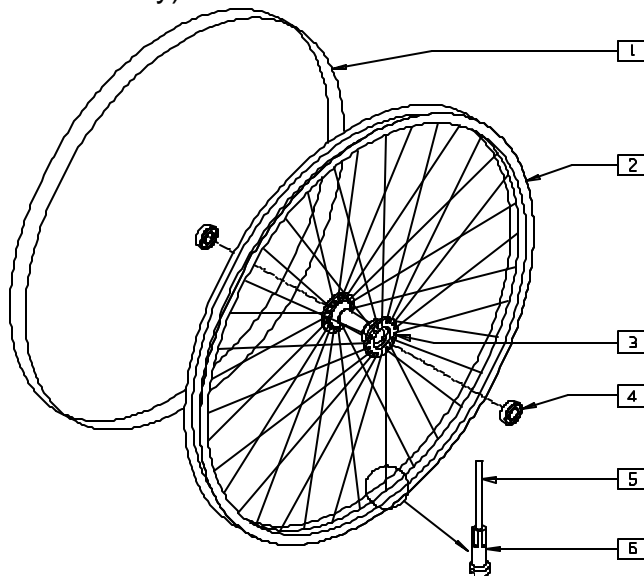
P200X08

| ITEM | NUMBER | DESCRIPTION | QTY |
|------|--------|---------------------------|-----|
| 1 | 381275 | 24" RIM STRIP | 1 |
| 2 | 364300 | 24" WHEEL RIM (540mm) | 1 |
| 1,3 | 363250 | REAR WHEEL HUB W/BEARINGS | |
| 4 | 349500 | 1 1/8 x 1/2 BEARING | 2 |

| ITEM | NUMBER | DESCRIPTION | QTY |
|------|--------|----------------------------|-----|
| 5 | 362300 | OP SPOKE 244mm x 2.0mm | 36 |
| 6 | 361250 | SPOKE NIPPLE 5/8" BRASS ZN | 36 |
| 1-6 | 401020 | 24" RIM ASSEMBLY | |

REAR WHEEL RIM ASSEMBLY (QUICKIE P200/P-222/P320)

(Manual Wheelchair Conversion Only)



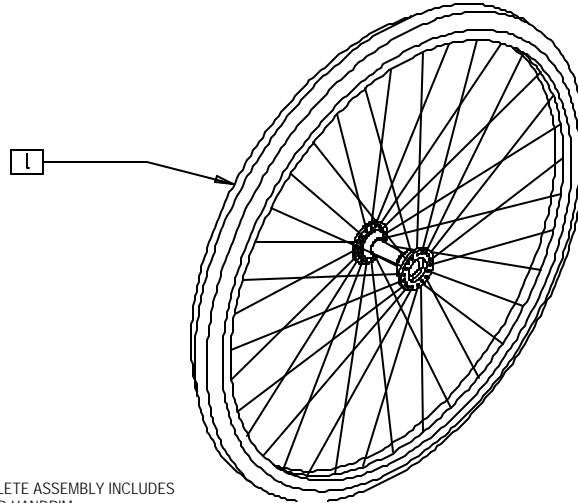
P200X08A

| ITEM | NUMBER | DESCRIPTION | QTY |
|------|--------|--------------------------------|-----|
| 1 | 381275 | 24" RIM STRIP | 1 |
| 2 | 364300 | 24" WHEEL RIM (540mm) | 1 |
| 1,3 | 363255 | REAR WHL HUB W/BRNGS PUSH BTTN | |
| 4 | 349500 | 1 1/8 x 1/2 BEARING | 2 |

| ITEM | NUMBER | DESCRIPTION | QTY |
|------|--------|----------------------------|-----|
| 5 | 362300 | OP SPOKE 244mm x 2.0mm | 36 |
| 6 | 361250 | SPOKE NIPPLE 5/8" BRASS ZN | 36 |
| 1-6 | 401074 | 24" RIM ASSM PUSH BUTTON | |

REAR WHEEL ASSEMBLY - SPOKES (QUICKIE P200/P-222/P320)

(Manual Wheelchair Conversion Only)



NOTE: COMPLETE ASSEMBLY INCLUDES
TIRE, RIM AND HANDRIM

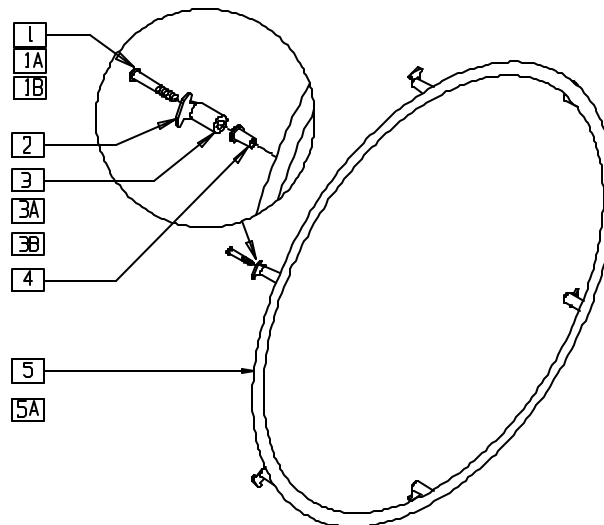
P200X07

| ITEM | NUMBER | DESCRIPTION | QTY |
|------|---------------|----------------|-----|
| 1 | 760260-760421 | REAR WHEEL 24" | 1 |

HANDRIM, SCREW MOUNT (24" MAG OR 24" SPOKE)

(QUICKIE P200/P-222/P320)

(Manual Wheelchair Conversion Only)



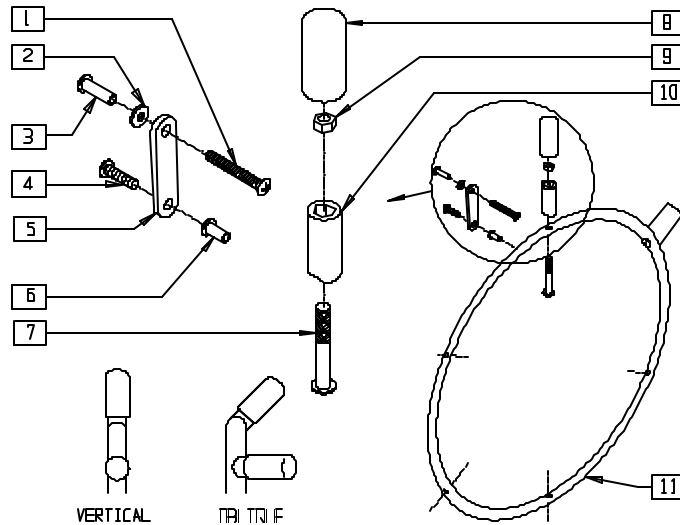
P200X09

| ITEM | NUMBER | DESCRIPTION | QTY |
|------|--------|---------------------------------|-----|
| 1 | 281170 | 10-32 x 1 5/8 PAN PHIL SS (REG) | 6 |
| 1A | 281175 | 10-32 x 2 1/8 PAN PHIL SS (MAG) | 6 |
| 1B | 281183 | 10-32 x 2 9/16 PAN PHIL (LNG) | 6 |
| 2 | 505068 | HR SCW MT TAB | 6 |
| 3 | 561036 | HANDRIM SPACER (REG) | 6 |
| 3A | 561037 | HANDRIM SPACER MAG | 6 |

| ITEM | NUMBER | DESCRIPTION | QTY |
|------|---------------|--------------------------------|-----|
| 3B | 561038 | HANDRIM SPACER (LONG) | 6 |
| 4 | 341497 | 10-32 x .020-.130 RIVNUT GOLD | 6 |
| 4,5 | 529500 | 24" HR (6H) W/RNUTS | |
| 4,5A | 529501 | 24" HR PLST (6H) W/RNUTS | |
| 1-5 | 426002-426014 | 24" SCREW MOUNT HANDRIM W/HDWR | |

PROJECTION HANDRIM 24" (6-SPOKE MAG) (QUICKIE P200/P-222/P320)

(Manual Wheelchair Conversion Only)



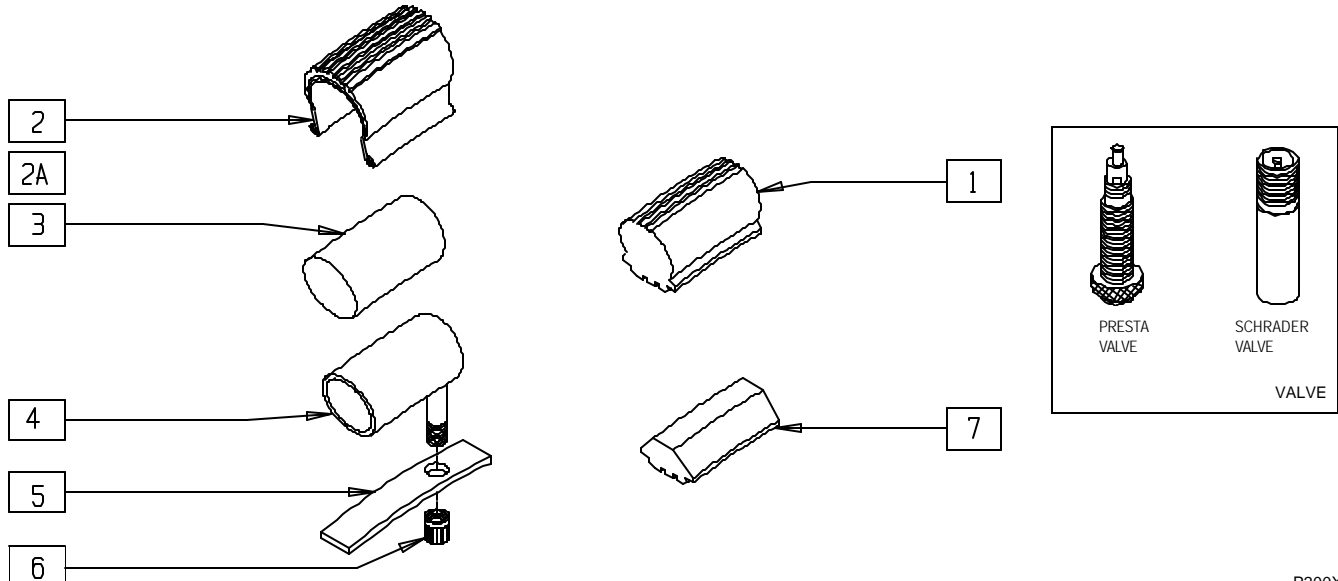
P200X11

| ITEM | NUMBER | DESCRIPTION | QTY |
|------|--------|-------------------------------|-----|
| 1 | 281147 | 10-32 x 1 1/4 PAN PHIL | 6 |
| 2 | 261300 | 3/16 WASHER FLAT | 6 |
| 3 | 341509 | 10-32 x .900 HEX RIVNUT BLK | 6 |
| 4 | 281120 | 10-32 x 5/8 PAN HD PHIL | 6 |
| 5 | 505004 | 2 HOLE TOGGLE | 6 |
| 6 | 341497 | 10-32 x .020-.130 RIVNUT GOLD | 6 |
| 7 | 226155 | 1/4-28 x 2 1/4 BH C/S | 6 |

| ITEM | NUMBER | DESCRIPTION | QTY |
|------|-------------------|---|-----|
| 8 | 560600 | 1-1/2" x .705 x .187 FOAM GRIP | 6 |
| 9 | 201100 | 1/4-28 NYLOCK NUT THIN | 6 |
| 10 | 561044 | PROJECTION PEG | 6 |
| 11 | 529641- 529741 | PROJECTION 8,12 VERT OR OBLQ W/RIVNUTS | 1 |
| 1-11 | 427510- 427515 | PROJECTION HANDRIM MAG W/HDWR | |

TIRES AND TUBES (QUICKIE P200/P-222/P320)

(Manual Wheelchair Conversion Only)



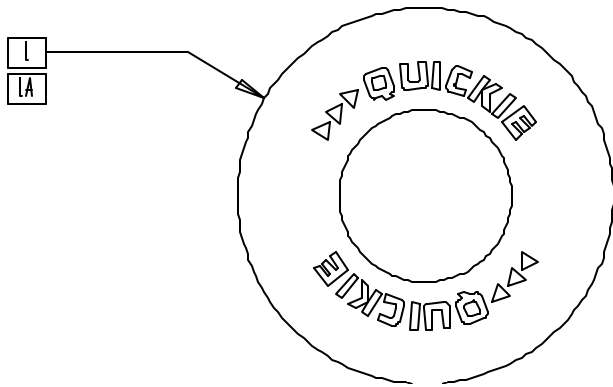
P200X13

| ITEM | NUMBER | DESCRIPTION | QTY |
|------|--------|--------------------|-----|
| 1 | 386252 | 24" POLY TIRE STD | |
| 2 | 385300 | 24" PNEUMATIC TIRE | |
| 2A | 385350 | 24" KEVLAR TIRE | |
| 3 | 382410 | 24" AIRLESS INSERT | |

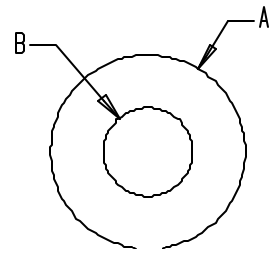
| ITEM | NUMBER | DESCRIPTION | QTY |
|------|--------|----------------------|-----|
| 4 | 382325 | 24" TUBE | |
| 5 | 381275 | 24" RIM STRIP | |
| 6 | 381240 | VALVE STEM CAP (Q) | |
| 7 | 386254 | 24" POLY LOW PROFILE | |

SPOKE GUARDS (QUICKIE P200/P-222/P320)

(Manual Wheelchair Conversion Only)



MEASURING GUIDE



SG1

| SPOKE GUARD | PART NUMBER | DIA. "A" | DIA. "B" |
|---------------------------------|-------------|----------|----------|
| SPOKE GUARDS 24" SCR MT BLK | 902021 | 19 5/8" | 10 1/4" |
| SPOKE GUARDS 24" CLEAR | 902048 | 19 1/4" | 10 1/4" |
| SPOKE GUARDS 24" CLR 6 SPK | 902049 | 19 1/4" | 10 3/8" |
| SPOKE GUARDS 24"/26" PROJ CLR | 902052 | 21 1/4" | 10 1/4" |
| SPOKE GUARDS 24" PROJ CLR 6 SPK | 902053 | 24 1/4" | 10 3/8" |

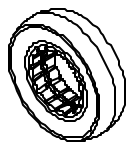
WH0X1A

| ITEM | NUMBER | DESCRIPTION | QTY |
|------|---------------|---------------------------|-----|
| 1 | 902048-902053 | SPOKE GUARDS 24" CLR (PR) | 1 |

| ITEM | NUMBER | DESCRIPTION | QTY |
|------|--------|---------------------------|-----|
| 1A | 902021 | SPOKE GUARDS 24" BLK (PR) | 1 |

TIRE REFERENCE GUIDE

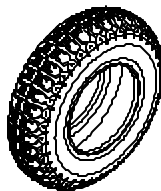
7 x 1 3/4
CASTER



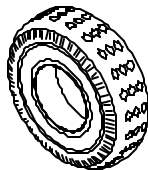
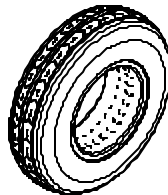
8 x 2, 9 x 3, 10 x 3
CASTER



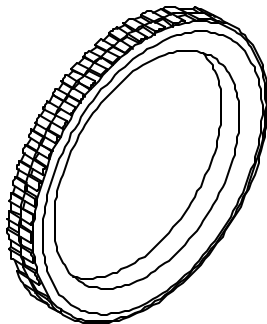
12 x 4 KNOBBY
REAR TIRE



12 x 4 V GROOVE
REAR TIRE



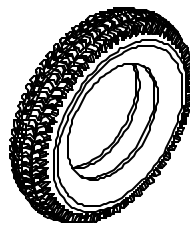
10 x 3
REAR TIRE



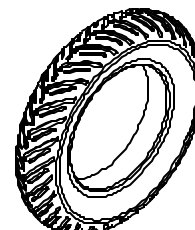
20 x 2 1/8
REAR TIRE



12 1/2 x 2 1/4
REAR TIRE



14 x 3
REAR TIRE



14 x 3 V-GROOVE
REAR TIRE

PWRTIRE1

CASTER

| CASTER | CHAIR | PRINTED ON TIRE | TIRE TYPE | PART NUMBER |
|-------------|--|-----------------|--|---------------|
| 7" x 1 3/4" | G-424 | 7" x 1 3/4" | SOLID TIRE/ PNEUMATIC | 384521,384253 |
| 8" x 2" | P100,P110,P190, P200,P210,P300, P320,P500,S-525, S-626,V100, V-121, V521 | 200 x 50 | PNEUMATIC/ FOAMED INSERT | 384700,384701 |
| 8" x 2" | G-424,P110,P190, P210,P320,P500, S-525,V100,V-121, V-521 | 200 x 50 | CASTER RIM W/ PNEUMATIC/ FOAM INSERT | 400700,400702 |
| 9" x 3" | P-222,S-626 | 2.80/2.50 x 4 | PNEUMATIC/SOLID/ CASTER RIM | 400750,400751 |
| 9" x 3" | P-222,S-626 | 2.80/2.50 x 4 | RIB GROOVE TIRE PNEUMATIC | 381716 |
| 9" x 3" | P-222,S-626 | 2.80/2.50 x 4 | RIB GROOVE SOLID TIRE | 384742 |
| 9" x 3" | P190,P300(10" DRIVE) | 280/250 | TIRE PNEUMATIC | 384699 |
| 9" x 3" | P190,P300(10" DRIVE) | 2.80/2.50 x 4 | TIRE FOAM | 384726 |
| 10" x 3" | P300 | 260 x 85 | PNEUMATIC/ TIRE FOAM | 384702,384727 |

REAR TIRE

| REAR TIRE | CHAIR | PRINTED ON TIRE | TIRE TYPE | PART NUMBER |
|---------------------|---|-----------------|-----------------------------|---------------|
| 10" x 3" | P200,P210 P300(10" DRIVE),P320 | 260 x 85 | PNEUMATIC | 384704 |
| 10" x 3" | P200,P210 P300(10" DRIVE),P320 | 260 x 85 | TIRE FOAMED | 384714 |
| 12" x 4" | P-222 | 4.10/3.50-6 | V-GROOVE TIRE | 384300 |
| 12" x 4" | P-222 | 4.10/3.50-6 | V-GROOVE TIRE W/INSERT | 384302 |
| 12" x 4" | P-222 | 4.10/3.50-6 | KNOBBY | 384303 |
| 12" x 4" | P-222 | 4.10/3.50-6 | KNOBBY TIRE W/INSERT | 384305 |
| 12 1/2" x 2 1/4" | P110,P190,P-222, P500,S-525,V100, V-121,V-521 | 62 x 203 | PNEUMATIC AIRLESS INSERT | 382402,384706 |
| 12 1/2" x 2 1/4" | P-222,S-525,V-521 | 62 x 203 | FOAM INSERT/ PNEUMATIC | 382403,384698 |
| 14" x 3" | G-424,P190,S-626 | 3.00-8 | PNEUMATIC | 384709 |
| 14" x 3" | G-424,S-626 | 3.00-8 | PNEUMATIC V TIRE | 384520 |
| 20" x 2 1/8" | P300 | 20 x 2.125 | PNEUMATIC | 384710 |
| 20" x 2 1/8" | P300 | 20 x 2.125 | AIRLESS INSERT | 382400 |

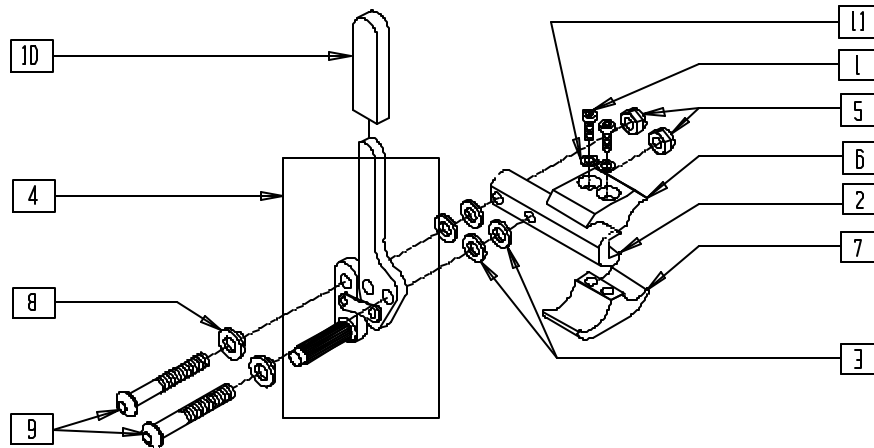
Wheel Locks

IN THIS SECTION

| | | | |
|---|------|---|------|
| High Wheel Lock (Push-to-lock) (Quickie P110/P300/V100[P100]Z500[Zippie P500])..... | 14.1 | Wheel Lock (Push-to-lock) (Quickie P-222) | 14.3 |
| High Wheel Lock (Pull-to-lock) (Quickie P110/P300/V100[P100]/Z500[Zippie P500]) | 14.1 | Wheel Lock (Quickie S-525)..... | 14.4 |
| Wheel Lock (Quickie P190/P300) (Disc.) | 14.2 | Wheel Lock (Quickie S-626)..... | 14.4 |
| High Wheel Lock (Push-to-lock) (Quickie P200/P320) (Manual Wheelchair Conversion Only)..... | 14.2 | Wheel Lock (Quickie V-121[P120])..... | 14.5 |
| | | Wheel Lock (Quickie V-521)..... | 14.5 |

HIGH WHEEL LOCK (PUSH-TO-LOCK) (QUICKIE P110/P300/V100[P100]/Z500[ZIPPIE P500])

(Fits P300 prior to serial number P3-10500)



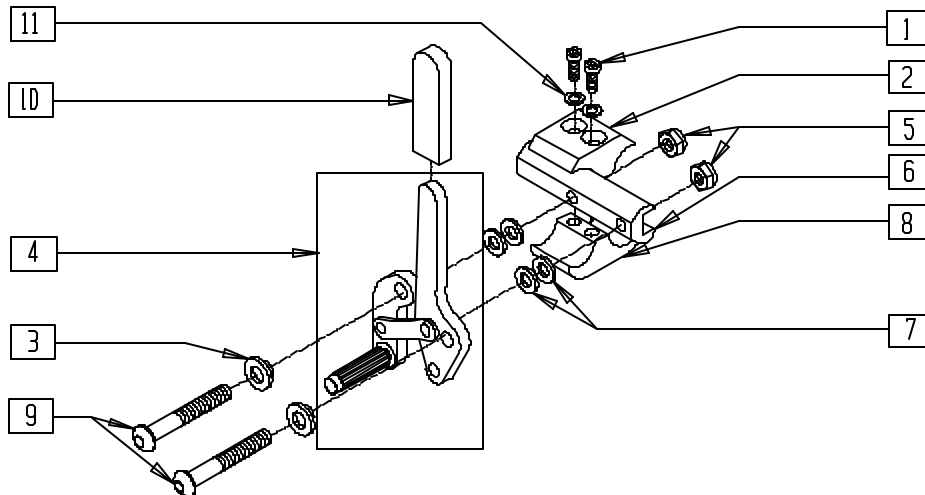
WLOX06A

| ITEM | NUMBER | DESCRIPTION | QTY |
|------|-------------------|---|-----|
| 1 | 226112 | 1/4-28 x 1 SOC C/S BLK | 2 |
| 2 | 550265 | WHL LOCK SLIDE BLOCK 3 1/2" | 1 |
| 3 | 561028 | 1/4" NYLON WASHER | 4 |
| 4,10 | 880530, 880532 | WHL LOCK ARM ASSM PUSH W/GRIP AND PLASTIC COVER (EA) | |
| 5 | 201100-QU | 1/4-28 NYLOCK NUT THIN | 2 |
| 6 | 550259 | CLAMP 1 1/4" RECESS HALF CLR | 1 |
| 7 | 550258 | CLAMP 1 1/4" THREADED CLR | 1 |

| ITEM | NUMBER | DESCRIPTION | QTY |
|------|-------------------|------------------------------|-----|
| 8 | 560126 | .250 ID .312 OD BUSHING PLST | 2 |
| 9 | 226110 | 1/4-28 x 1 BH C/S | 2 |
| 10 | 560500-QU | HB PLASTIC COVER | 1 |
| 11 | 262114 | 1/4 WASHER HI COLLAR LOCK ZN | 2 |
| 1-11 | 880570, 880571 | WHEEL LOCK PUSH W/CLAMP (EA) | |
| | 901550 | WHL LOCK PUSH W/CLAMP (PR) | |

HIGH WHEEL LOCK (PULL-TO-LOCK) (QUICKIE P110/P300/V100[P100]/Z500[ZIPPIE P500])

(Fits P300 prior to serial number P3-10500)



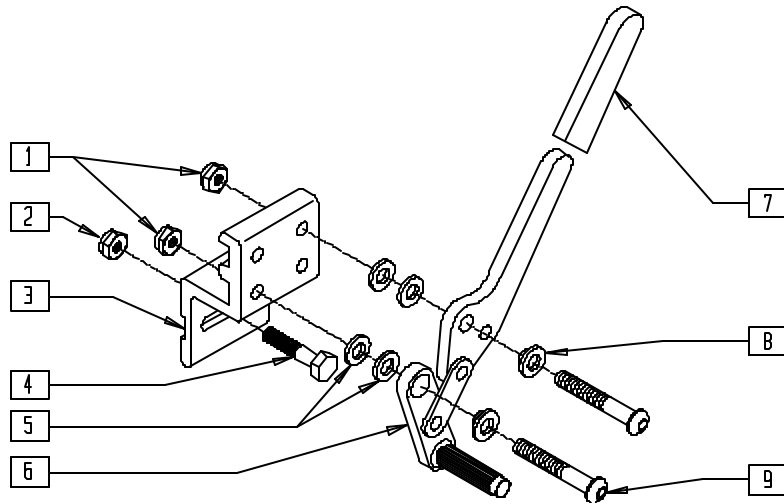
WLOX07A

| ITEM | NUMBER | DESCRIPTION | QTY |
|------|-------------------|---|-----|
| 1 | 226112 | 1/4-28 x 1 SOC C/S BLK | 2 |
| 2 | 550259 | CLAMP 1 1/4" RECESS HALF CLR | 1 |
| 3 | 560126 | .250 ID .312 OD BUSHING PLST | 2 |
| 4,10 | 880534, 880536 | WHEEL LOCK ARM ASSM PULL W/GRIP AND PLASTIC COVER (EA) | |
| 5 | 201100-QU | 1/4-28 NYLOCK NUT THIN | 2 |
| 6 | 550265 | WHL LOCK SLIDE BLOCK 3 1/2" | 1 |
| 7 | 561028 | 1/4" NYLON WASHER | 4 |
| 8 | 550258 | CLAMP 1 1/4" THREADED CLR | 1 |

| ITEM | NUMBER | DESCRIPTION | QTY |
|------|-------------------|------------------------------|-----|
| 9 | 226110 | 1/4-28 x 1 BH C/S | 2 |
| 10 | 560500-QU | HB PLASTIC COVER | 1 |
| 11 | 262114 | 1/4 WASHER HI COLLAR LOCK ZN | 2 |
| 4-11 | 880566, 880567 | WHL LOCK PULL NO CLAMP (EA) | |
| 1-11 | 880576, 880577 | WHEEL LOCK PULL W/CLAMP (EA) | |
| | 901554 | WHL LOCK PULL W/CLAMP (PR) | |

WHEEL LOCK (QUICKIE P190/P300)

(Discontinued 6/30/00 - parts only) (Fits P300 beginning serial number P3-10500)



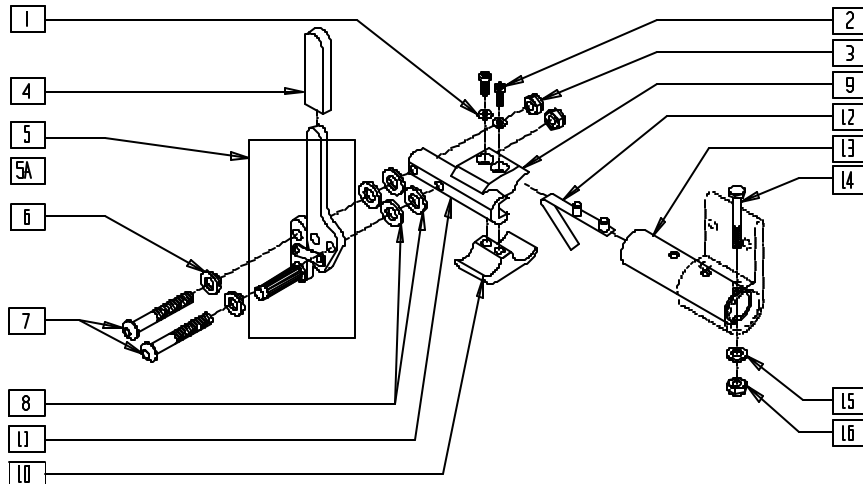
P190X09

| ITEM | NUMBER | DESCRIPTION | QTY |
|------|-------------------|------------------------------------|-----|
| 1 | 201100-QU | 1/4-28 NYLOCK NUT THIN | 2 |
| 2 | 201110-QU | 1/4-28 NYLOCK NUT | 1 |
| 3 | 550167 | WHL LOCK MNTG BLOCK | 1 |
| 4 | 221124-QU | 1/4-28 x 1 1/4 G8 HEX C/S | 1 |
| 5 | 561028 | 1/4" NYLON WASHER | 4 |
| 6,7 | 881768, 881769 | WHL LCK ARM PSH ASSM SPEC BLK (EA) | |

| ITEM | NUMBER | DESCRIPTION | QTY |
|------|---------|------------------------------------|-----|
| 8 | 560126 | .250 ID .312 OD BUSHING PLST | 2 |
| 9 | 226110 | 1/4-28 x 1 BH C/S | 2 |
| 1-9 | 880850, | WHL LOCK PUSH W/BLOCK P190/P3 | |
| | 880851 | (EA) | |
| | 901569 | WHL LOCK PUSH W/BLOCK P190/P3 (PR) | |

HIGH WHEEL LOCK (PUSH-TO-LOCK) (QUICKIE P200/P320)

(Manual Wheelchair Conversion Only)

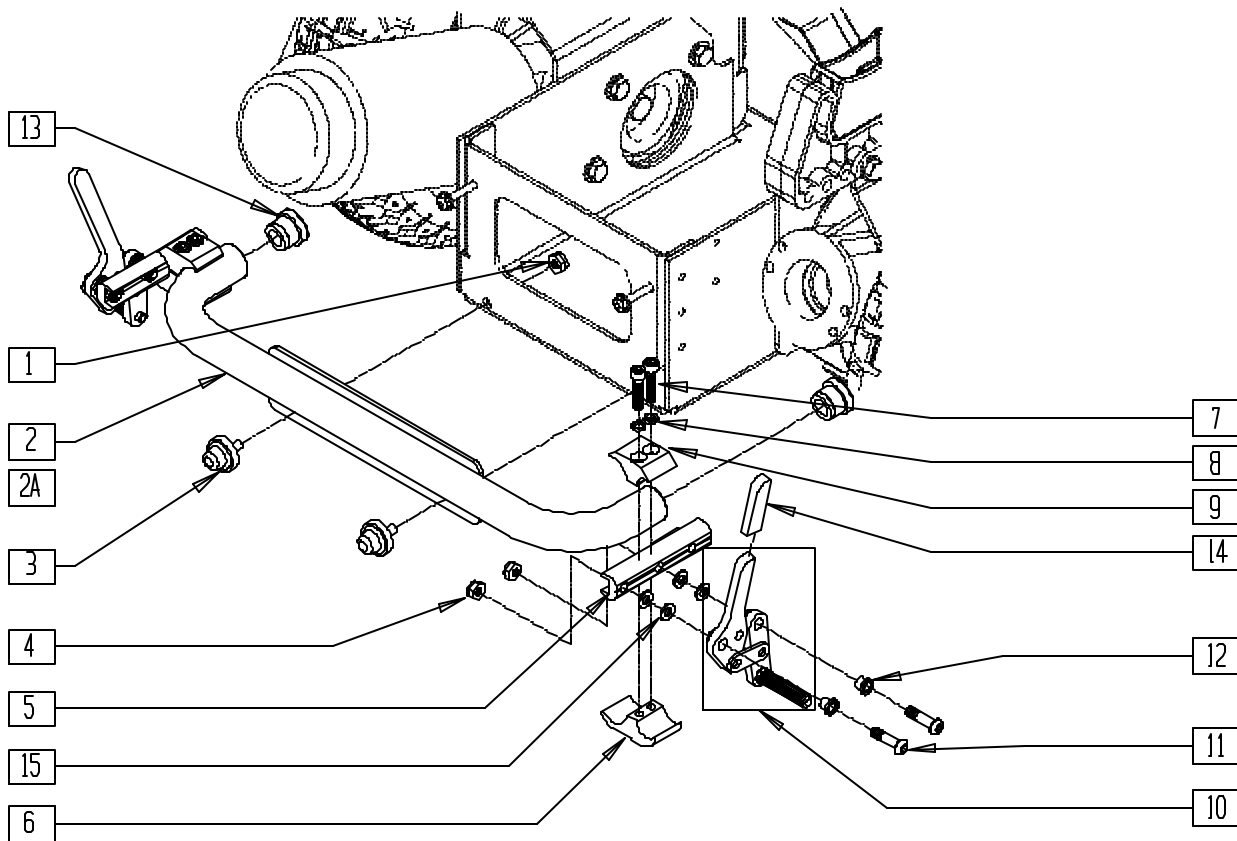


P200X35

| ITEM | NUMBER | DESCRIPTION | QTY |
|------|-----------|--------------------------------|-----|
| 1 | 262114 | 1/4 WASHER HI COLLAR LOCK ZN | 2 |
| 2 | 226112 | 1/4-28 x 1 SOC C/S BLK | 2 |
| 3 | 201100-QU | 1/4-28 NYLOCK NUT THIN | 2 |
| 4 | 560500-QU | HB PLASTIC COVER | 1 |
| 4,5 | 880530 | WHL LCK ARM ASSM R PUSH W/GRIP | |
| 4,5A | 880532 | WHL LCK ARM ASSM L PUSH W/GRIP | |
| 6 | 560126 | .250 ID .312 OD BUSHING PLST | 2 |
| 7 | 226110 | 1/4-28 x 1 BH C/S | 2 |
| 8 | 561028 | 1/4" NYLON WASHER | 4 |
| 9 | 550259 | CLAMP 1 1/4" RECESS HALF CLR | 1 |
| 10 | 550258 | CLAMP 1 1/4" THREADED CLR | 1 |

| ITEM | NUMBER | DESCRIPTION | QTY |
|-------|-----------|-------------------------------|-----|
| 11 | 550265 | WHEEL LOCK SLIDE BLOCK 3 1/2" | 1 |
| 12 | 301109 | SNAP BUTTON DUAL ONE SIDE | 1 |
| 13 | 521569 | BRAKE MOUNT TUBE P2 | 1 |
| 14 | 221151-QU | 1/4-28 x 1 3/4 G8 HEX C/S | 1 |
| 15 | 262110 | 1/4 AN WASHER FLAT THIN | 1 |
| 16 | 201110 | 1/4-28 NYLOCK NUT | 1 |
| 12-16 | 880544 | BRAKE MOUNT TUBE W/HDWR | |
| 1-11 | 880570, | WHEEL LOCK PUSH W/CLAMP (EA) | |
| | 880571 | | |
| | 901550 | WHEEL LOCK PUSH W/CLAMP (PR) | |

WHEEL LOCK (PUSH-TO LOCK) (QUICKIE P-222)

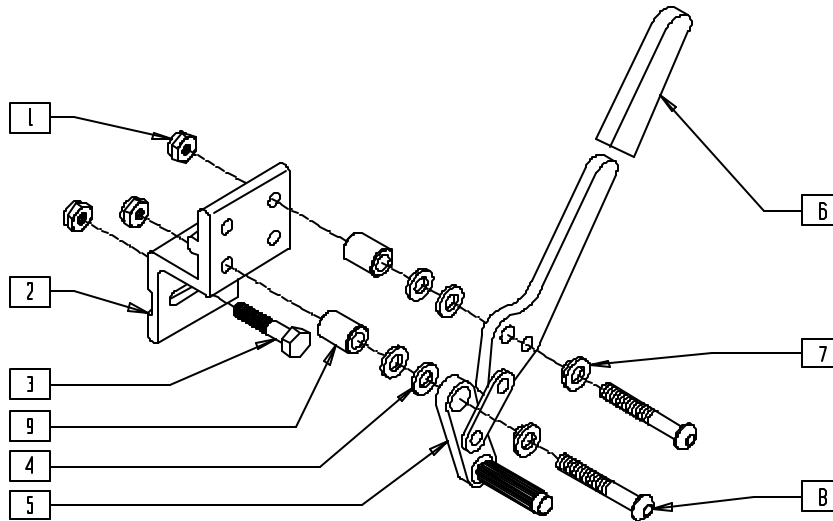


P2220X15

| ITEM | NUMBER | DESCRIPTION | QTY |
|-------|-------------------|--|-----|
| 1 | 201105 | 1/4-20 NYLOCK NUT THIN | 2 |
| 2 | 545555 | WHEEL LOCK MOUNT WELDMENT STD | 1 |
| 2A | 545556 | WHEEL LOCK MOUNT WELDMENT WIDE | 1 |
| 3 | 560707 | TAPERED BUMPER 1/4-20 x 1/2 | 2 |
| 4 | 201100-QU | 1/4-28 NYLOCK NUT THIN | 4 |
| 5 | 550374 | WHEEL LOCK SLIDE BLOCK 3 1/2 BLK | 2 |
| 6 | 550725 | CLAMP 3/4"-3/4" THRD HALF ST/DT | 2 |
| 7 | 226112 | 1/4-28 x 1 SOC C/S BLK | 4 |
| 8 | 262114 | 1/4 WASHER HI COLLAR LOCK ZN | 4 |
| 9 | 550724 | CLAMP 3/4"-3/4" TOP HALF ST/DT | 2 |
| 10,14 | 880732, 880735 | WHEEL LOCK ARM ASSEMBLY PUSH W/GRIP BLK | |

| ITEM | NUMBER | DESCRIPTION | QTY |
|---------------------|-------------------|---|-----|
| 11 | 226110 | 1/4-28 x 1 BH C/S | 4 |
| 12 | 560126 | .250 ID .312 OD BUSHING PLASTIC | 4 |
| 13 | 561000-QU | 3/4" INSERT PLUG .083 | 2 |
| 14 | 560500-QU | HB PLASTIC COVER | 2 |
| 15 | 561028 | 1/4" NYLON WASHER | 8 |
| 2,4-15 | 881138 | WHEEL LOCK PUSH ASSM STD W/CLAMP | |
| 2A,4-15 | 881139 | WHEEL LOCK PUSH ASSM WIDE W/CLAMP | |
| 4,5,10-12, 14,15 | 881750, 881751 | WHEEL LOCK ASSEMBLY PUSH W/O CLAMP BLK | |

WHEEL LOCK (QUICKIE S-525)

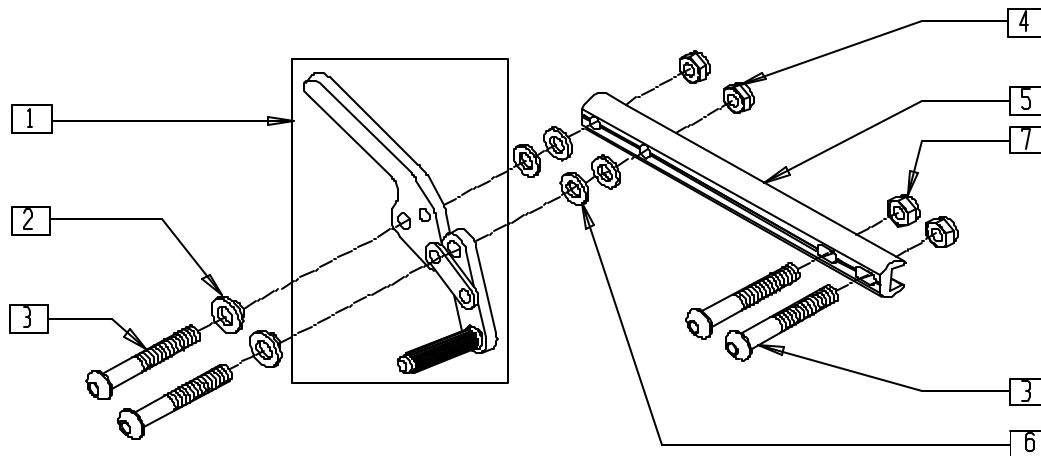


S525X11A

| ITEM | NUMBER | DESCRIPTION | QTY |
|------|-------------------|--------------------------------------|-----|
| 1 | 202300 | 1/4-28 NYLOCK NUT THIN BLK ZN | 3 |
| 2 | 550166 | WHEEL LOCK MOUNT S525 | 1 |
| 3 | 226222 | 1/4-28 x 1 1/2" G8 HEX C/S BLK | 1 |
| 4 | 561028 | 1/4 NYLON WASHER | 4 |
| 5,6 | 881768, 881769 | WHLLCK ARM PSH ASSM SPEC BLK (EA) | 1 |
| 6 | 560500-QU | HB PLASTIC COVER | 1 |
| 7 | 560126 | .250 ID .312 OD BUSHING PLASTIC | 2 |

| ITEM | NUMBER | DESCRIPTION | QTY |
|------|-------------------|---|-----|
| 8 | 226224 | 1/4-28 x 1 BH C/S BLK | 2 |
| | 227130 | 1/4-28 x 1 1/2 BH C/S BLK ZN (1/2" SPACER) | |
| 9 | 330031 | SUSPENSION SPACER 1/2" P3 | 2 |
| 1-8 | 881920, 881921 | WHEEL LOCK ASSM W/MOUNT (EA) | |
| | 921315 | WHEEL LOCK ASSM W/MOUNT (PR) | |
| 1-9 | 881922, 881923 | WHEEL LOCK ASSM W/MNT 1/2 SP (EA) | |
| | 921316 | WHEEL LOCK ASSM W/MOUNT 1/2 SP | |

WHEEL LOCK (QUICKIE S-626)

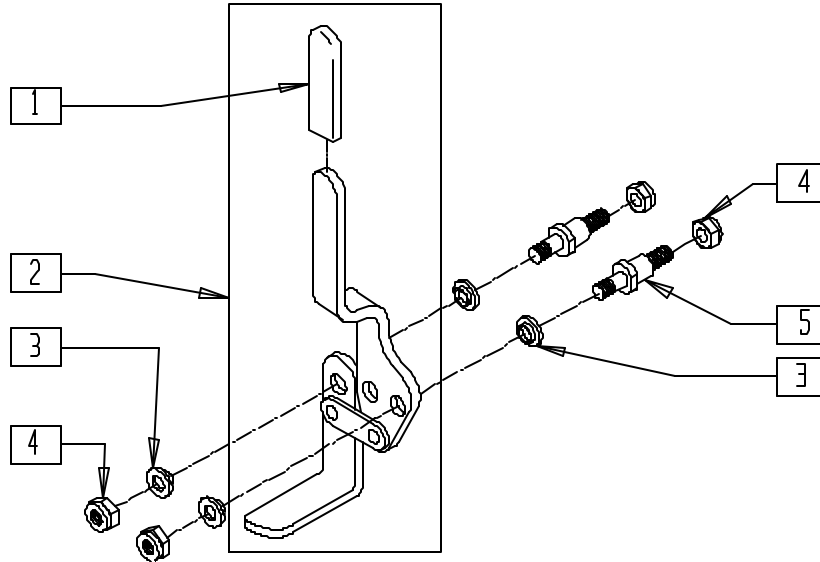


S626X27A

| ITEM | NUMBER | DESCRIPTION | QTY |
|------|-------------------|---------------------------------------|-----|
| 1 | 880732, 880735 | WHEEL LOCK ARM ASSEMBLY W/GRIP BLK | 1 |
| 2 | 560126 | .250 ID .312 OD BUSHING PLST | 2 |
| 3 | 226224 | 1/4-28 x 1" BH C/S BLK | 4 |
| 4 | 202300 | 1/4-28 NYLOCK NUT THIN BLK ZN | 2 |
| 5 | 483277 | WHEEL LOCK MOUNT BAR | 1 |

| ITEM | NUMBER | DESCRIPTION | QTY |
|------|-------------------|---------------------------------------|-----|
| 6 | 561028 | 1/4" NYLON WASHER | 4 |
| 7 | 204110 | 1/4-28 NYLOCK NUT BLK ZN | 2 |
| 1-7 | 883045, 883046 | WHEEL LOCK PUSH ASSEMBLY S626 (EA) | |
| | 901579 | WHEEL LOCK PUSH ASSEMBLY (PR) S626 | |

WHEEL LOCK (QUICKIE V-121[P120])

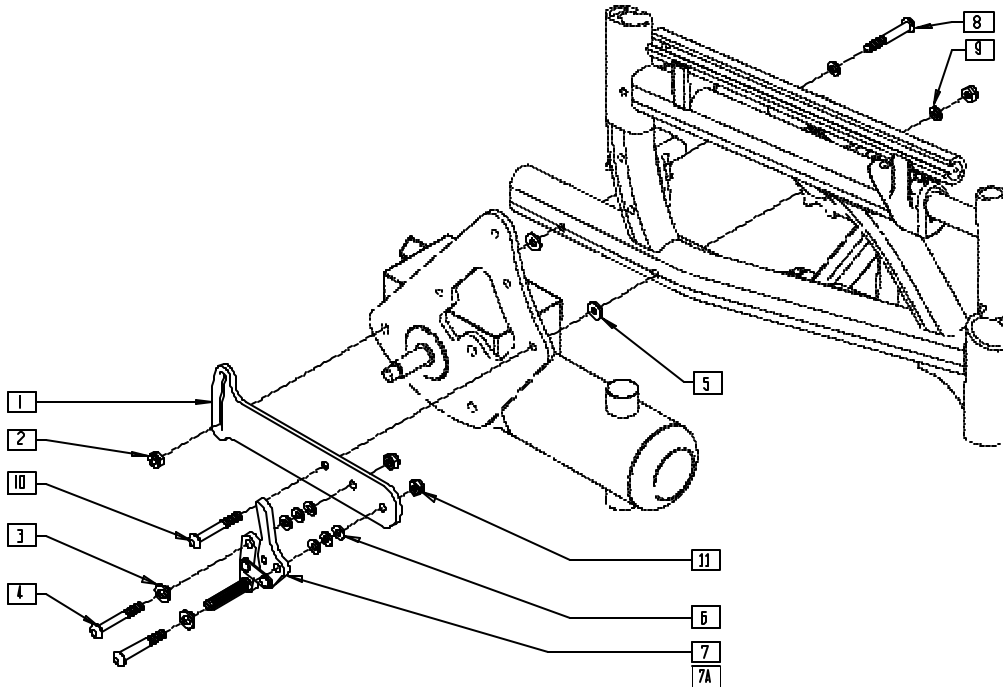


P9000X25

| ITEM | NUMBER | DESCRIPTION | QTY |
|------|-------------------|--------------------------------------|-----|
| 1 | 560507 | WHL LCK PLST COVER BR | 1 |
| 2 | 880736, 880737 | WHL LCK ARM ASSM PUSH W/GRIP (EA) | 1 |
| 3 | 262115 | 1/4" NYLON FLANGE BUSHING | 4 |

| ITEM | NUMBER | DESCRIPTION | QTY |
|------|-------------------|------------------------------|-----|
| 4 | 201120 | 1/4-28 AUTOMATION NUT | 4 |
| 5 | 481094 | WHEEL LOCK STUD SHORT BREEZY | 2 |
| 1-5 | 880856, 880857 | WHEEL LOCK ASSM P120 (EA) | |

WHEEL LOCK (QUICKIE V-521)



V5210X05

| ITEM | NUMBER | DESCRIPTION | QTY |
|------|--------|-------------------------------|-----|
| 1 | 500879 | BRKT WHEEL LOCK R V521 | 1 |
| | 500889 | BRKT WHEEL LOCK L V521 | |
| 2 | 202300 | 1/4-28 NYLOCK NUT THIN BLK ZN | 4 |
| 3 | 560126 | .250 ID .312 OD BUSHING PLST | 2 |
| 4 | 226110 | 1/4-28 x 1 BH C/S | 2 |
| 5 | 561016 | 1" WASHER 5/16" HOLE | 1 |
| 6 | 561028 | 1/4" NYLON WASHER | 4 |
| 7 | 880732 | WHL LCK ARM ASSM R W/GRIP BLK | 1 |
| | 880735 | WHL LCK ARM ASSM L W/GRIP BLK | |

| ITEM | NUMBER | DESCRIPTION | QTY |
|------|-----------|-------------------------------|-----|
| 8 | 226150 | 1/4-28 x 2 BH C/S | 1 |
| 9 | 262110-QU | 1/4 AN WASHER FLAT THIN | 1 |
| 10 | 226153 | 1/4-28 x 2 FH C/S BLK | 1 |
| 11 | 202300 | 1/4-28 NYLOCK NUT THIN BLK ZN | 2 |
| 1-11 | 881118 | WHEEL LOCK ASSM R V521 | |
| | 881119 | WHEEL LOCK ASSM L V521 | |
| | 881217 | WHEEL LOCK ASSM R V521 TALL | |
| | 881218 | WHEEL LOCK ASSM L V521 TALL | |

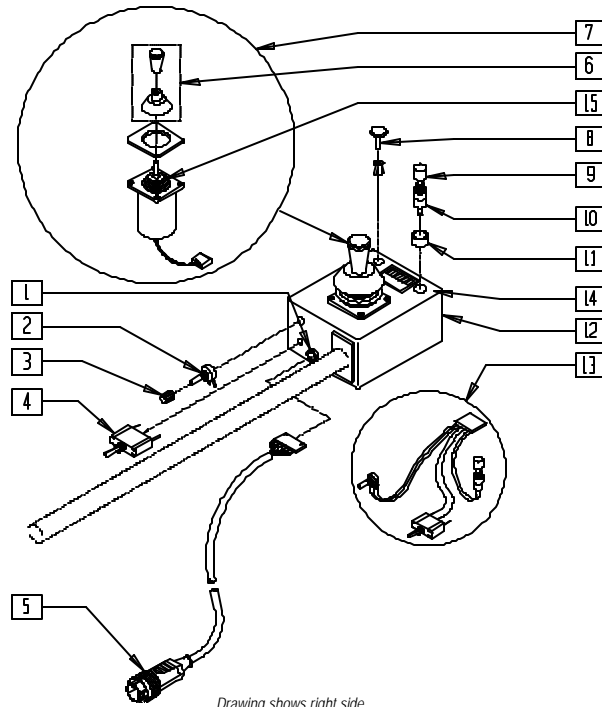
Controllers, Control Systems and Remotes

IN THIS SECTION

| | |
|--|---|
| Remote Control Unit (Quickie P100/P110/P190/P200/P210/P300/P320) (Disc.)...15.1 | Main Control System (Quickie P190) (Disc.).....15.15 |
| Remote Control Unit (Quickie P100/P110/P300) (P190/P200/P210/P320 [Disc.])15.2 | Main Control System (Quickie P200/P320) (Disc.)15.15 |
| Swing-away Remote Control Unit (Quickie P100/P110/P300) (P190/P200/P210/P320, Zippie P500 [Disc.])15.2 | Main Control System (Quickie P210) (Disc.).....15.16 |
| Heavy Duty Remote Control (Quickie P100/P110/P300) (P190/P200/P210/P320 [Disc.])15.3 | Main Control System (Quickie P-222)15.16 |
| Remote Control Unit (Zippie P500) (Disc.)15.4 | Controller/Plate Assembly (20" Drive Wheel) (Quickie P300) (Disc.).....15.17 |
| Remote Control Unit (Zippie P500) (Disc.)15.5 | Main Control System (10" Drive Wheel) (Quickie P300) (Disc.).....15.18 |
| Swing-away Retractable Joystick Hardware (Quickie P100/P110/P190/P200/P210/P300/P320, Zippie P500) (Disc.).....15.6 | Main Control System (Quickie P300) (Disc.).....15.19 |
| Swing-away Retractable Joystick Hardware (Quickie P100/P110/P300) (P190/P200/P210/P320, Zippie P500 [Disc.])15.6 | Main Control System (Quickie P300) (For use with LaBac Tilt System) (Disc.)15.20 |
| Swing-away Retractable Joystick Hardware (Qtronix Remote)15.7 | Main Control System (Quickie P300) (For use with LaBac Recline System) (Disc.)15.21 |
| Swing-away Retractable Joystick Hardware (Integral Controller).....15.8 | Main Control System (Zippie P500) (Disc.).....15.22 |
| Qtronix Remote Joystick Control System (Quickie G-424)15.9 | Main Control System (Quickie Z500[Zippie P500]) (Qtronix)15.22 |
| Qtronix Remote Joystick Control System (Quickie P200/P210/P-222/P320/S-525/S-626/Z500[Zippie P500])15.10 | Integral Control System (Quickie G-424).....15.23 |
| Qtronix Remote Joystick15.11 | Integral Control System (Quickie P100/P110) (Disc.)15.23 |
| Main Control System (Quickie P100/P110/P190, Zippie P500) (Disc.).....15.12 | Integral Control System (Quickie P100) (Disc.)....15.24 |
| Main Control System (Quickie V100[P100])15.12 | Integral Control System (Quickie V100[P100])....15.25 |
| Main Control System (Quickie P110) (Disc.)15.13 | Interconnect Box Reference Guide15.25 |
| Main Control System (Quickie P110 Pediatric) (Disc.)15.14 | Integral Control System (Quickie P110/P110 Pediatric) (Disc.).....15.26 |
| | Integral Control System (Quickie P110/P110 Pediatric) (Disc.).....15.27 |
| | Interconnect Box Reference Guide15.27 |
| | Integral Control System (Quickie S-525).....15.28 |
| | Integral Control System (Quickie V-121[P120])15.28 |
| | Integral Control System (Quickie V-521)15.29 |

REMOTE CONTROL UNIT (QUICKIE P100/P110/P190/P200/P210/P300/P320)

(Discontinued 12/98 - parts only)



Drawing shows right side

P100X31A

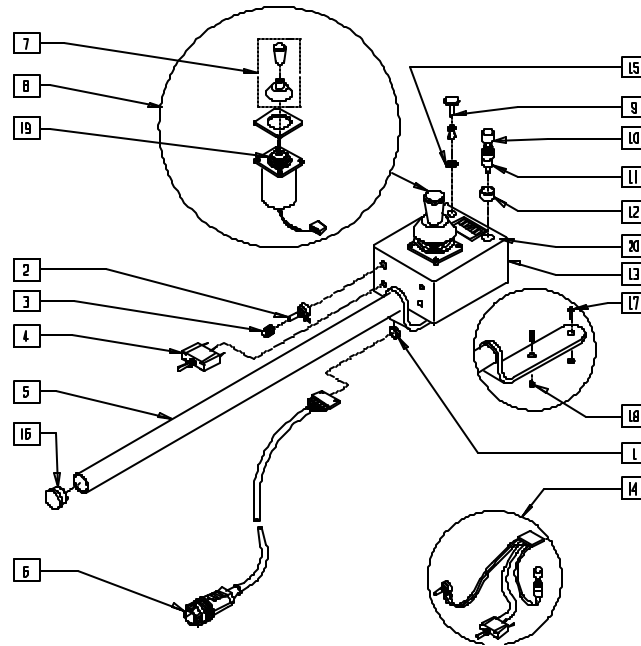
| ITEM | NUMBER | DESCRIPTION | QTY |
|------|--------|---------------------------------|-----|
| 1 | 138015 | BSHNG STRAIN RELIEF 1184 RMT | 1 |
| 2 | 130504 | POTENTIOMETER 10K 1/4W CARBON | 1 |
| 3 | 138164 | KNOB AND POINTER ROTARY | 1 |
| 4 | 133805 | SWITCH TOGGLE SPDT CK7101P3YZQ | 1 |
| 5 | 139210 | CABLE QUICKIE REMOTE | 1 |
| 6 | 138154 | KNOB & PROTECTOR D10AB JOYSTICK | 1 |
| 7 | 139501 | JOYSTICK ASSM W/PLUG P & G | 1 |

| ITEM | NUMBER | DESCRIPTION | QTY |
|------|--------|--------------------------------|-----|
| 8 | 138026 | PLUG W/CLIP BLK SR 6060B | 1 |
| 9 | 560202 | HORN SWITCH BUTTON | 1 |
| 10 | 133816 | SWITCH REMOTE HORN SPST1A 125V | 1 |
| 11 | 138521 | SWITCH GUARD M7 x .75 | 1 |
| 12 | 138699 | CASE & LID W/DECAL REMOTE | 1 |
| 13 | 139230 | SWITCH HARNESS QUICKIE REMOTE | 1 |
| 14 | 150044 | DECAL REMOTE TOP OVERLAY | 1 |
| 15 | 560712 | GAITER BLACK RUBBER (D10AB) | 1 |

NOTE: FOR REPLACEMENT ARM AND BOX ASSEMBLY, SEE PAGE 15.2.

REMOTE CONTROL UNIT (QUICKIE P100/P110/P300) (P190/P200/P210/P320)

(Quickie P190/P200/P210/P320 discontinued 5/5/99 - parts only)



Drawing shows right side

P100X31

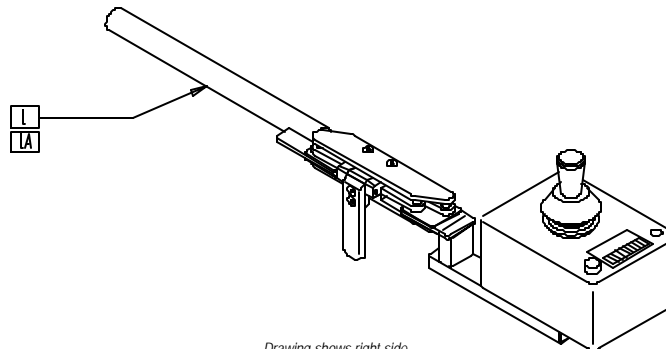
| ITEM | NUMBER | DESCRIPTION | QTY |
|------|--------|--------------------------------------|-----|
| 1 | 138015 | BSHNG STRAIN RELIEF 1184 RMT | 1 |
| 2 | 130504 | POTENTIOMETER 10K 1/4W CARBON | 1 |
| 3 | 138164 | KNOB AND POINTER ROTARY | 1 |
| 4 | 133805 | SWITCH TOGGLE SPDT CK7101P3YZQ | 1 |
| 5 | 540215 | RIGID MOUNT REMOTE | 1 |
| 6 | 139210 | CABLE QUICKIE REMOTE | 1 |
| 7 | 138154 | KNOB AND PROTECTOR D10AB JOYSTICK | 1 |
| 8 | 139501 | JOYSTICK ASSM W/PLUG P & G | 1 |
| 9 | 138026 | PLUG W/CLIP BLK SR 6060B | 5 |
| 10 | 560202 | HORN SWITCH BUTTON | 1 |
| 11 | 133816 | SWITCH REMOTE HORN SPST1A 125V | 1 |
| 12 | 138521 | SWITCH GUARD M7 x .75 | 1 |

| ITEM | NUMBER | DESCRIPTION | QTY |
|-------------------|-------------------|-------------------------------|-----|
| 13 | 138699 | CASE AND LID W/DECAL REMOTE | 1 |
| 14 | 139230 | SWITCH HARNESS QUICKIE REMOTE | 1 |
| 15 | 562040 | FIBER WASHER | 5 |
| 16 | 560761 | 3/4" INSERT PLUG .049 (18GA) | 1 |
| 17 | 226090 | 1/4-28 x 5/8 BH C/S | 2 |
| 18 | 201110 | 1/4-28 NYLOCK NUT | 2 |
| 19 | 560712 | GAITER BLACK RUBBER (D10AB) | 1 |
| 20 | 150044 | DECAL REMOTE TOP OVERLAY | 1 |
| 5,13, 16,17,18 | 900780* | REMOTE ARM AND BOX ASSEMBLY | |
| 1-20 | 920230, 920231 | REMOTE BOX W/ARM (EA) | |

* FOR REPLACEMENT ARM AND BOX ASSEMBLY ORDER 900780.

SWING-AWAY REMOTE CONTROL UNIT (QUICKIE P100/P110/P300) (P190/P200/P210/P320, ZIPPIE P500)

(Quickie P190/P200/P210/P320, Zippie P500 discontinued 5/5/99 - parts only)



Drawing shows right side

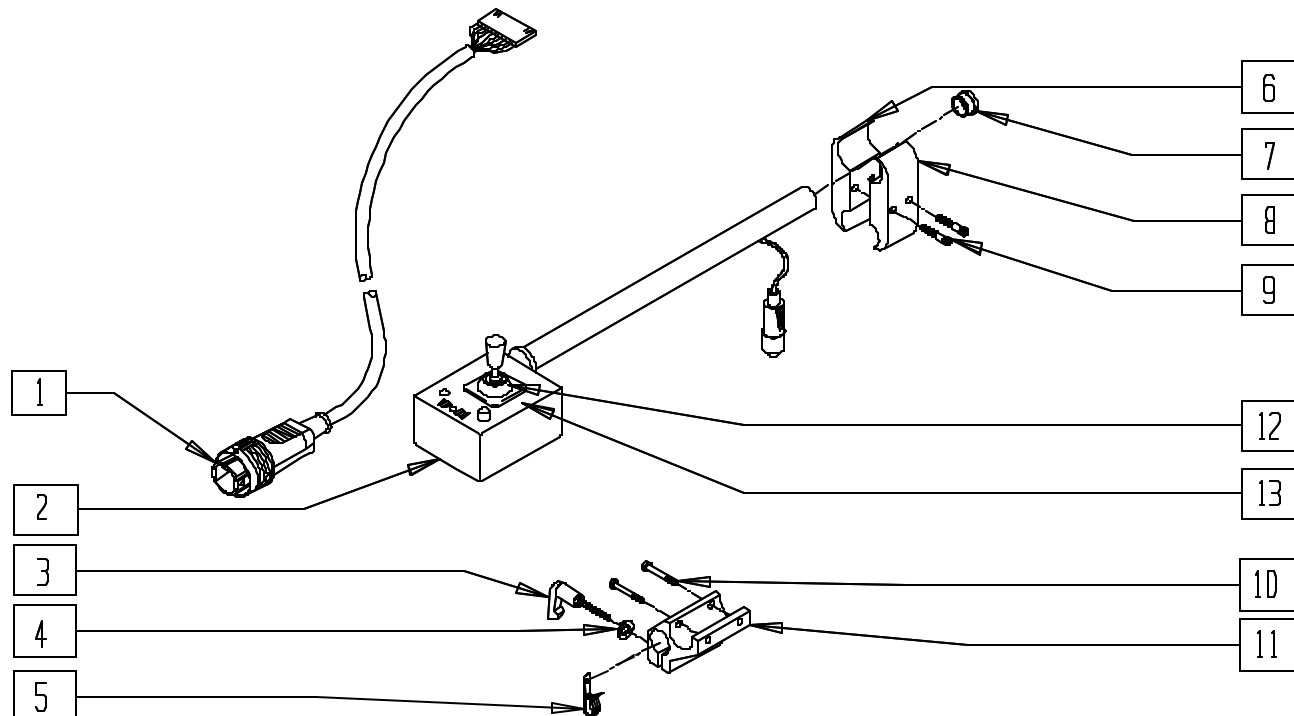
P100X49

| ITEM | NUMBER | DESCRIPTION | QTY |
|------|-------------------|------------------------------------|-----|
| 1 | 920232, 920233 | REMOTE BOX W/ S/A ARM | 1 |
| | 920237, 920238 | REMOTE BOX S (EA) (WITHOUT ARM) | |

| ITEM | NUMBER | DESCRIPTION | QTY |
|------|-------------------|-------------------------------------|-----|
| 1A | 920258, 920259 | REMOTE BOX HD S/A ARM | 1 |
| | 920240, 920241 | REMOTE BOX HD (EA) (WITHOUT ARM) | |

HEAVY DUTY REMOTE CONTROL (QUICKIE P100/P110/P300) (P190/P200/P210/P320)

(Quickie P190/P200/P210/P320 discontinued 5/5/99 - parts only)



Drawing shows right side

PCNTR01A

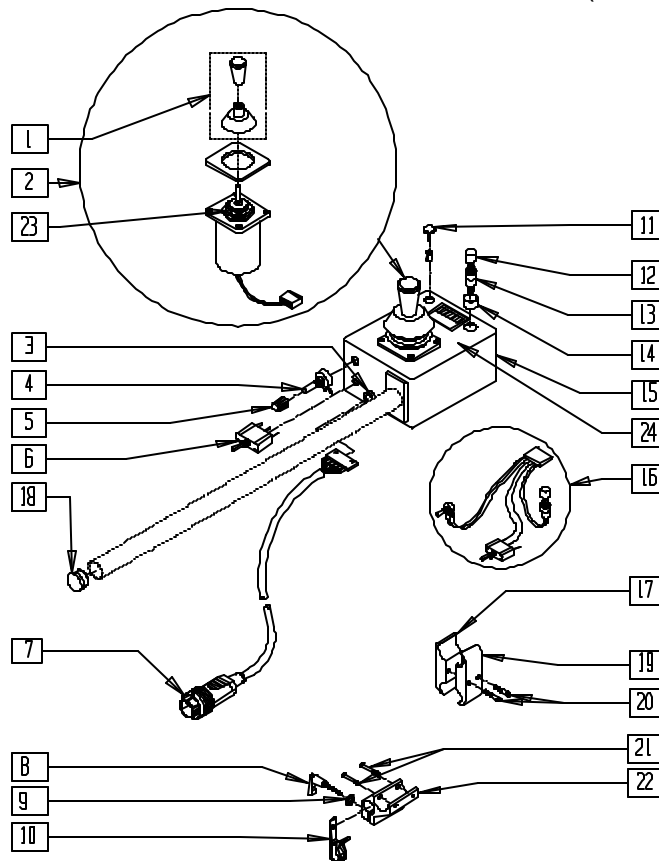
| ITEM | NUMBER | DESCRIPTION | QTY |
|------|-------------------|-------------------------------|-----|
| 1 | 139210 | CABLE QUICKIE REMOTE | 1 |
| 2 | 920256, 920257 | REMOTE BOX HD W/ARM | 1 |
| 3 | 349024 | HNDL 10-32 x 3/4 C/A P1/P3/P5 | 1 |
| 4 | 261204 | #10 AN WASHER .063 | 1 |
| 5 | 560268 | QUICK RELEASE CLIP | 1 |
| 6 | 550276 | CLAMP 2 1/4" THREADED | 1 |
| 7 | 560761 | 3/4" INSERT PLUG .049 (18GA) | 1 |

| ITEM | NUMBER | DESCRIPTION | QTY |
|-----------|--------|-------------------------------|-----|
| 8 | 550277 | CLAMP 2 1/4" RECESS | 1 |
| 9 | 226112 | 1/4-28 x 1 SOC C/S BLK | 2 |
| 10 | 226037 | 10-32 x 1 3/8 SOC C/S BLK | 2 |
| 11 | 501750 | CONTROL ARM CLAMP | 1 |
| 12 | 560712 | GAITER BLACK RUBBER (D10AB) | 1 |
| 13 | 150044 | DECAL REMOTE TOP OVERLAY | 1 |
| 6,8,9 | 920331 | P5 CONTROL ARM CLAMP ASSEMBLY | |
| 3-5,10,11 | 920713 | CONTROL ARM CLAMP ASSEMBLY | |

NOTE: ITEMS 6, 8 AND 9 USED WITH ADJUSTABLE LOCKING FLIP-BACK ARM.

REMOTE CONTROL UNIT (ZIPPIE P500)

(Discontinued 12/98 - parts only)



Drawing shows right side

PCNTR02A

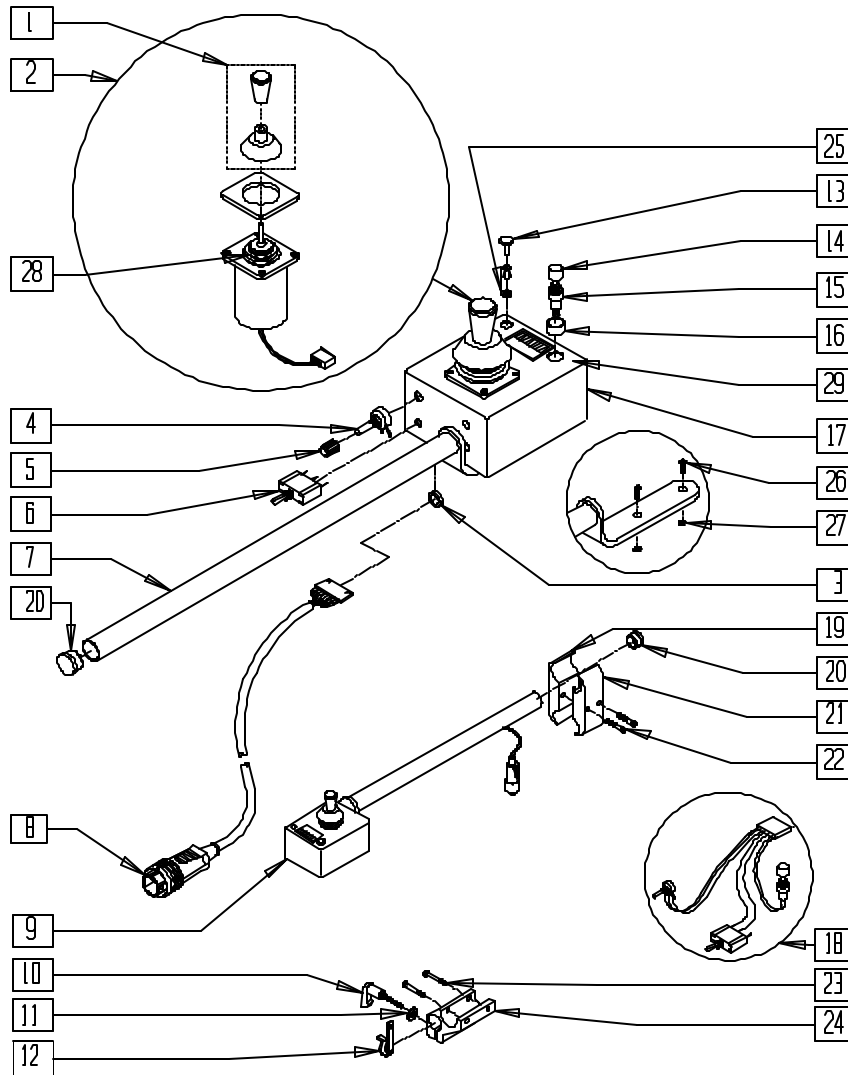
| ITEM | NUMBER | DESCRIPTION | QTY |
|------|--------|-----------------------------------|-----|
| 1 | 138154 | KNOB AND PROTECTOR D10AB JOYSTICK | 1 |
| 2 | 139501 | JOYSTICK ASSEMBLY W/PLUG P & G | 1 |
| 3 | 138015 | BSHNG STRAIN RELIEF 1184 RMT | 1 |
| 4 | 130504 | POTENTIOMETER 10K 1/4W CARBON | 1 |
| 5 | 138164 | KNOB AND POINTER ROTARY | 1 |
| 6 | 133805 | SWITCH TOGGLE SPDT CK7101P3YZQ | 1 |
| 7 | 139210 | CABLE QUICKIE REMOTE | 1 |
| 8 | 349024 | HNDL 10-32 x 3/4 C/A P1/P3/P5 | 1 |
| 9 | 261204 | #10 AN WASHER .063 | 1 |
| 10 | 560268 | QUICK RELEASE CLIP | 1 |
| 11 | 138026 | PLUG W/CLIP BLK SR 6060B | 1 |
| 12 | 560202 | HORN SWITCH BUTTON | 1 |
| 13 | 133816 | SWITCH REMOTE HORN SPST1A 125V | 1 |

| ITEM | NUMBER | DESCRIPTION | QTY |
|------------|--------|-------------------------------|-----|
| 14 | 138521 | SWITCH GUARD M7 x .75 | 1 |
| 15 | 138699 | CASE AND LID W/DECAL REMOTE | 1 |
| 16 | 139230 | SWITCH HARNESS QUICKIE REMOTE | 1 |
| 17 | 550276 | CLAMP 2 1/4" THREADED | 1 |
| 18 | 560761 | 3/4" INSERT PLUG .049 (18GA) | 1 |
| 19 | 550277 | CLAMP 2 1/4" RECESS | 1 |
| 20 | 226112 | 1/4-28 x 1 SOC C/S BLK | 2 |
| 17,19,20 | 920331 | P5 CONTROL ARM CLAMP ASSEMBLY | |
| 21 | 226037 | 10-32 x 1 3/8 SOC C/S BLK | 2 |
| 22 | 501750 | CONTROL ARM CLAMP | 1 |
| 23 | 560712 | GAITER BLACK RUBBER (D10AB) | 1 |
| 24 | 150044 | DECAL REMOTE TOP OVERLAY | 1 |
| 8-10,21,22 | 920713 | CONTROL ARM CLAMP ASSEMBLY | |

NOTE: ITEMS 17, 19 AND 20 USED WITH ADJUSTABLE LOCKING FLIP-BACK ARM.

REMOTE CONTROL UNIT (ZIPPIE P500)

(Discontinued 5/5/99 - parts only)



Drawing shows right side

PCNTR03A

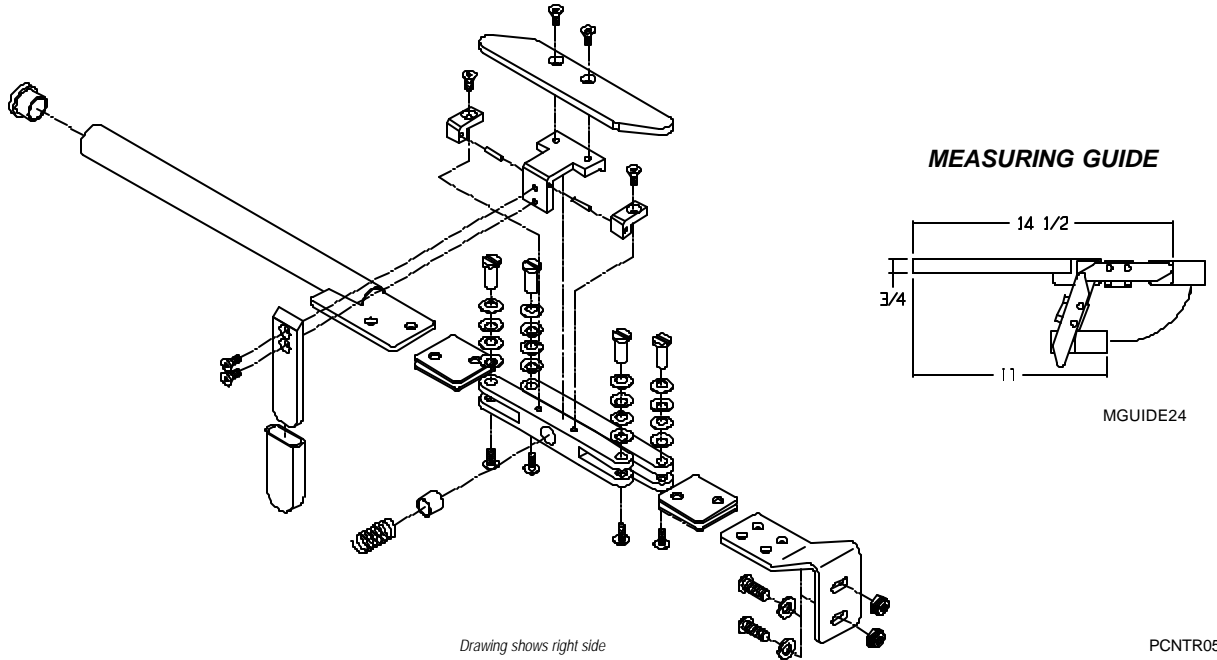
| ITEM | NUMBER | DESCRIPTION | QTY |
|------|-------------------|-----------------------------------|-----|
| 1 | 138154 | KNOB AND PROTECTOR D10AB JOYSTICK | 1 |
| 2 | 139501 | JOYSTICK ASSEMBLY W/PLUG P & G | 1 |
| 3 | 138015 | BSHNG STRAIN RELIEF 1184 RMT | 1 |
| 4 | 130504 | POTENTIOMETER 10K 1/4W CARBON | 1 |
| 5 | 138164 | KNOB AND POINTER ROTARY | 1 |
| 6 | 133805 | SWITCH TOGGLE SPDT CK7101P3YZO | 1 |
| 7 | 540215 | RIGID MOUNT REMOTE | 1 |
| 8 | 139210 | CABLE QUICKIE REMOTE | 1 |
| 9,20 | 920230, 920231 | REMOTE BOX W/ARM | |
| 10 | 349024 | HNDL 10-32 x 3/4 C/A P1/P3/P5 | 1 |
| 11 | 261204 | #10 AN WASHER .063 | 1 |
| 12 | 560268 | QUICK RELEASE CLIP | 1 |
| 13 | 138026 | PLUG W/CLIP BLK SR 6060B | 5 |
| 14 | 560202 | HORN SWITCH BUTTON | 1 |
| 15 | 133816 | SWITCH REMOTE HORN SPST1A 125V | 1 |

| ITEM | NUMBER | DESCRIPTION | QTY |
|----------------|---------|-------------------------------|-----|
| 16 | 138521 | SWITCH GUARD M7 x .75 | 1 |
| 17 | 138699 | CASE AND LID W/DECAL REMOTE | 1 |
| 18 | 139230 | SWITCH HARNESS QUICKIE REMOTE | 1 |
| 19 | 550276 | CLAMP 2 1/4" THREADED CLR | 1 |
| 20 | 560761 | 3/4" INSERT PLUG .049 (18GA) | 1 |
| 21 | 550277 | CLAMP 2 1/4" RECESS CLR | 1 |
| 22 | 226112 | 1/4-28 x 1 SOC C/S BLK | 2 |
| 19,21,22 | 920331* | P5 CONTROL ARM CLAMP ASSEMBLY | |
| 23 | 226037 | 10-32 x 1 3/8 SOC C/S BLK | 2 |
| 24 | 501750 | CONTROL ARM CLAMP | 1 |
| 25 | 562040 | FIBER WASHER | 5 |
| 26 | 226090 | 1/4-28 x 5/8 BH C/S | 2 |
| 27 | 201110 | 1/4-28 NYLOCK NUT | 2 |
| 28 | 560712 | GAITER BLACK RUBBER (D10AB) | 1 |
| 29 | 150044 | DECAL REMOTE TOP OVERLAY | 1 |
| 10-12 23,24 | 920713 | CONTROL ARM CLAMP ASSEMBLY | |

* ITEMS 19, 21 AND 22 USED WITH ADJUSTABLE LOCKING FLIP-BACK ARM.

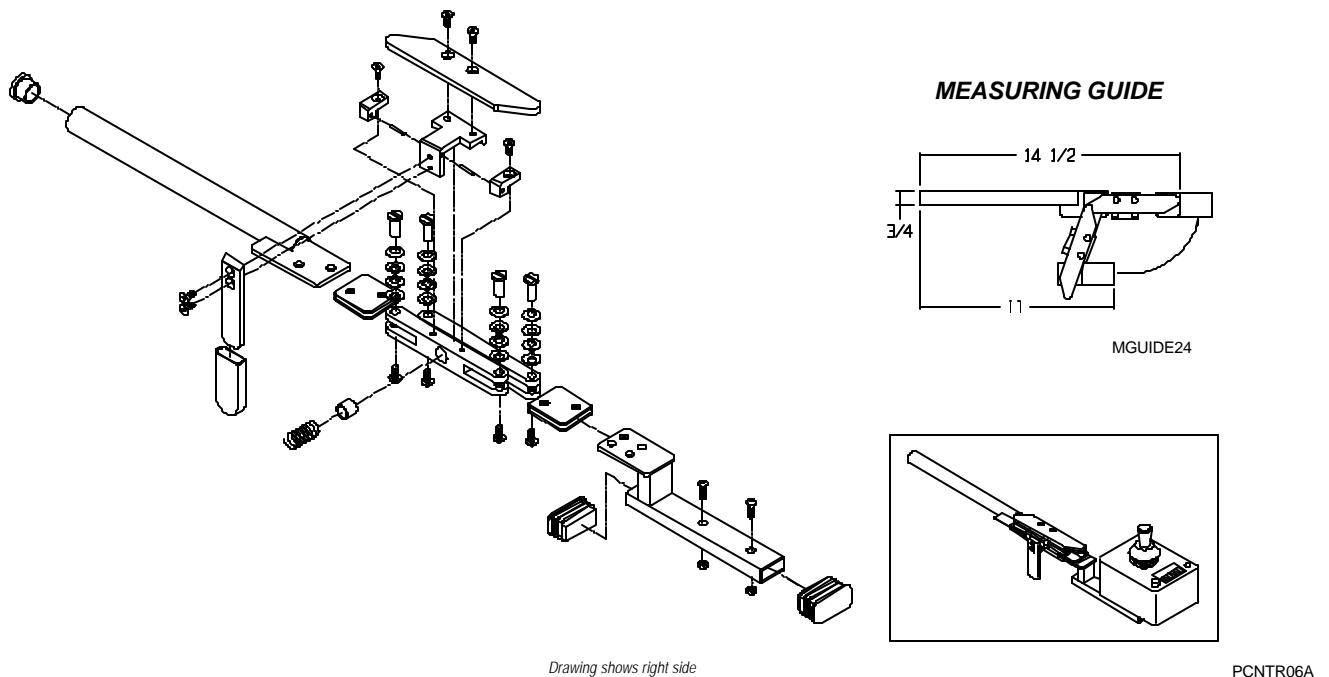
SWING-AWAY RETRACTABLE JOYSTICK HARDWARE (QUICKIE P100/P110/P190/P200/P210/P300/P320, ZIPPIE P500)

(Fits P300 beginning serial number P3-10500) (Discontinued 4/24/98 - parts not available)
(See page 15.7 for swing-away retractable arm assemblies)



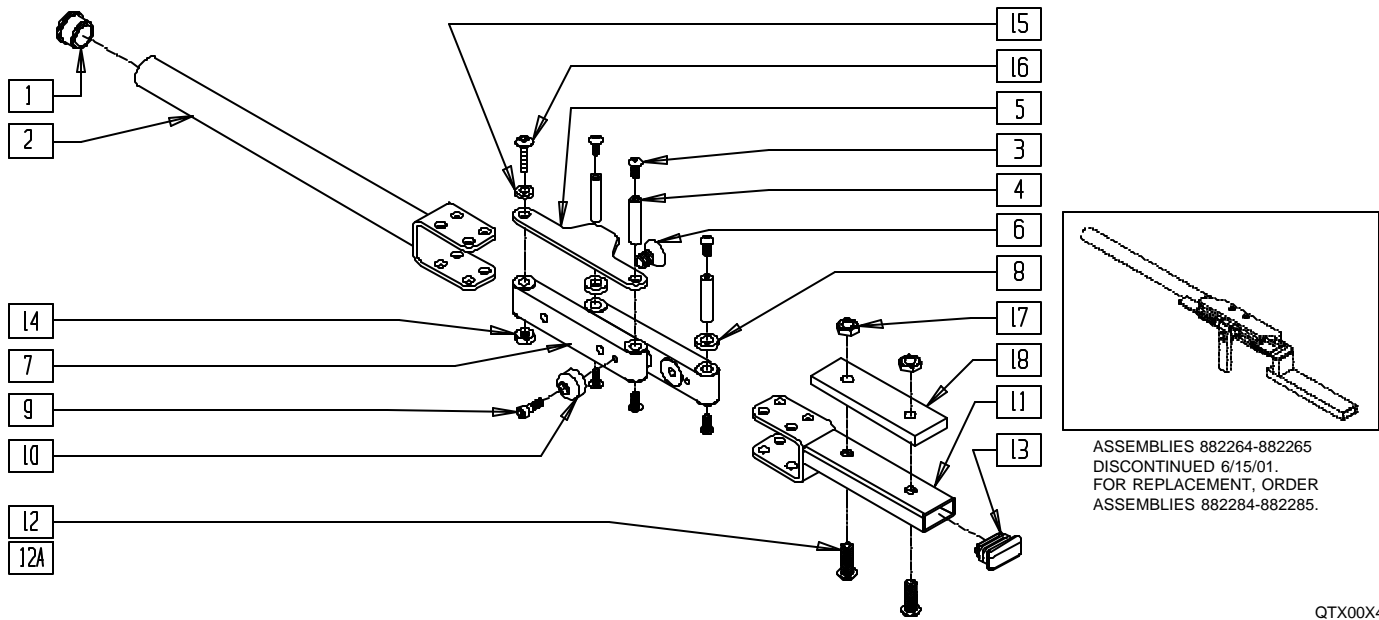
SWING-AWAY RETRACTABLE JOYSTICK HARDWARE (QUICKIE P100/P110/P300) (P190/P200/P210/P320, ZIPPIE P500)

(Quickie P190/P200/P210/P320, Zippie P500 discontinued 5/5/99 - parts not available)
(See page 15.7 for swing-away retractable arm assemblies)



SWING-AWAY RETRACTABLE JOYSTICK HARDWARE (QTRONIX REMOTE)

(Effective 6/13/01)



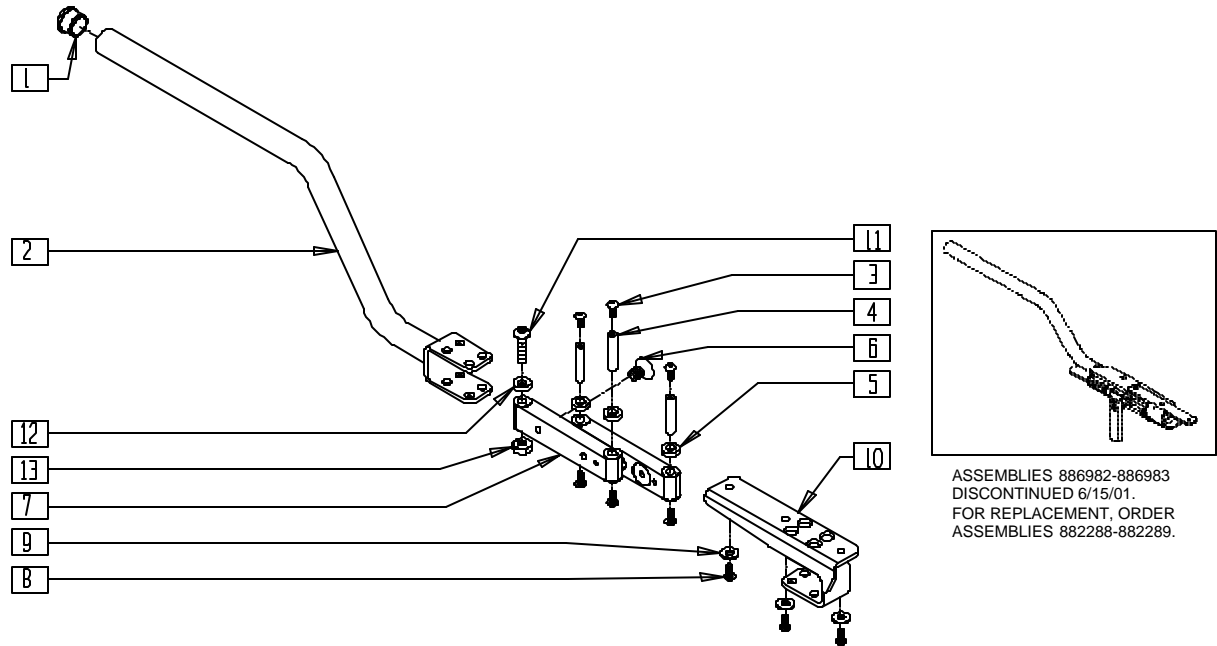
QTX00X41

| ITEM | NUMBER | DESCRIPTION | QTY |
|------|-----------|--------------------------------|-----|
| 1 | 560761 | 3/4" INSERT PLUG .049 (18GA) | 1 |
| 2 | 542556 | S/A REMOTE ARM WELDMENT | 1 |
| 3 | 220113 | 8-32 x 1/4 BH C/S BLK W/PATCH | 6 |
| 4 | 481605 | S/A PIVOT TUBE | 3 |
| 5 | 580506 | S/A ANTI-PINCH PLATE | 1 |
| 6 | 226312 | 5/16-18 x 1/2 FH CS BLK W/PTCH | 4 |
| 7 | 885020 | S/A LINK ROD ASSM | 2 |
| 8 | 580505 | S/A SPACER BUSHING | 2 |
| 9 | 220120 | 8-32 x 1/2 SOC C/S P/LK BLK | 1 |
| 10 | 340052 | BUMPER S/A RUBBER | 1 |
| 11 | 540253 | S/A REMOTE BRACKET QTRONIX | 1 |
| 12 | 226069-QU | 1/4-20 x 1/2 BH C/S BLK | 2 |

| ITEM | NUMBER | DESCRIPTION | QTY |
|-------------------|-------------------|--|-----|
| 12A | 226106 | 1/4-20 x 3/4 BH C/S BLK ZN | 2 |
| 13 | 561377 | 1/2" x 1" RECT TUBING CAP | 1 |
| 14 | 201100-QU | 1/4-28 NYLOCK NUT THIN | 1 |
| 15 | 262100-QU | 1/4 AN WASHER FLAT | 1 |
| 16 | 226130 | 1/4-28 x 1 1/2 BH C/S | 1 |
| 17 | 201105 | 1/4-20 NYLOCK NUT THIN | 2 |
| 18 | 505769 | PT INDSTRS ADAPTER PLATE | 1 |
| 1-16 | 882284, 882285 | REMOTE S/A W/ARM MAG (EA) | |
| 1-11,12A 13-18 | 882276, 882277 | REMOTE S/A W/ARM MAG PT IND (EA) (PG8 AND HEAVY DUTY REMOTES) | |

SWING-AWAY RETRACTABLE JOYSTICK HARDWARE (INTEGRAL CONTROLLER)

(Effective 6/13/01)

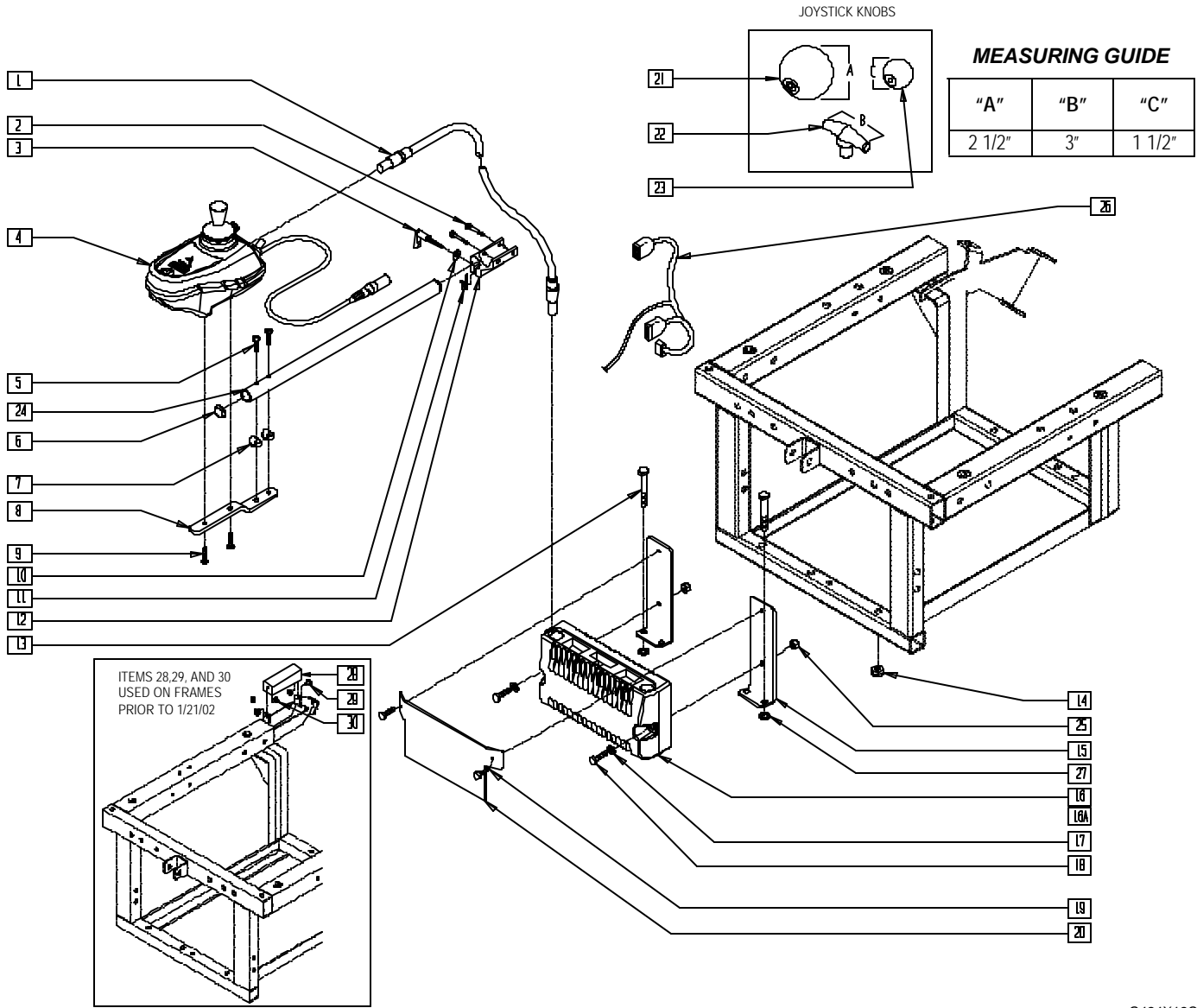


V121X12

| ITEM | NUMBER | DESCRIPTION | QTY |
|------|-------------------|--------------------------------|-----|
| 1 | 560761 | 3/4" INSERT PLUG .049 (18GA) | 1 |
| 2 | 542557, 542558 | S/A REMOTE INTGRL WLDMNT (EA) | 1 |
| 3 | 220113 | 8-32 x 1/4 BH C/S BLK W/PATCH | 6 |
| 4 | 481605 | S/A PIVOT TUBE | 3 |
| 5 | 580505 | S/A SPACER BUSHING | 4 |
| 6 | 226312 | 5/16-18 x 1/2 FH CS BLK W/PTCH | 4 |
| 7 | 885020 | S/A LINK ROD ASSM | 2 |

| ITEM | NUMBER | DESCRIPTION | QTY |
|------|-------------------|--------------------------------|-----|
| 8 | 230495 | M5-12 BUTTON HD C/S BLACK | 3 |
| 9 | 455066-QU | #10 AN WASHER .063 SS | 3 |
| 10 | 542670 | S/A INTEGRAL MOUNT WLDMNT | 1 |
| 11 | 226130 | 1/4-28 x 1 1/2 BH C/S | 1 |
| 12 | 262100-QU | 1/4 AN WASHER FLAT | 1 |
| 13 | 201100-QU | 1/4-28 NYLOCK NUT THIN | 1 |
| 1-13 | 882288, 882289 | REMOTE S/A W/ARM INTG MAG (EA) | |

QTRONIX REMOTE JOYSTICK CONTROL SYSTEM (QUICKIE G-424)

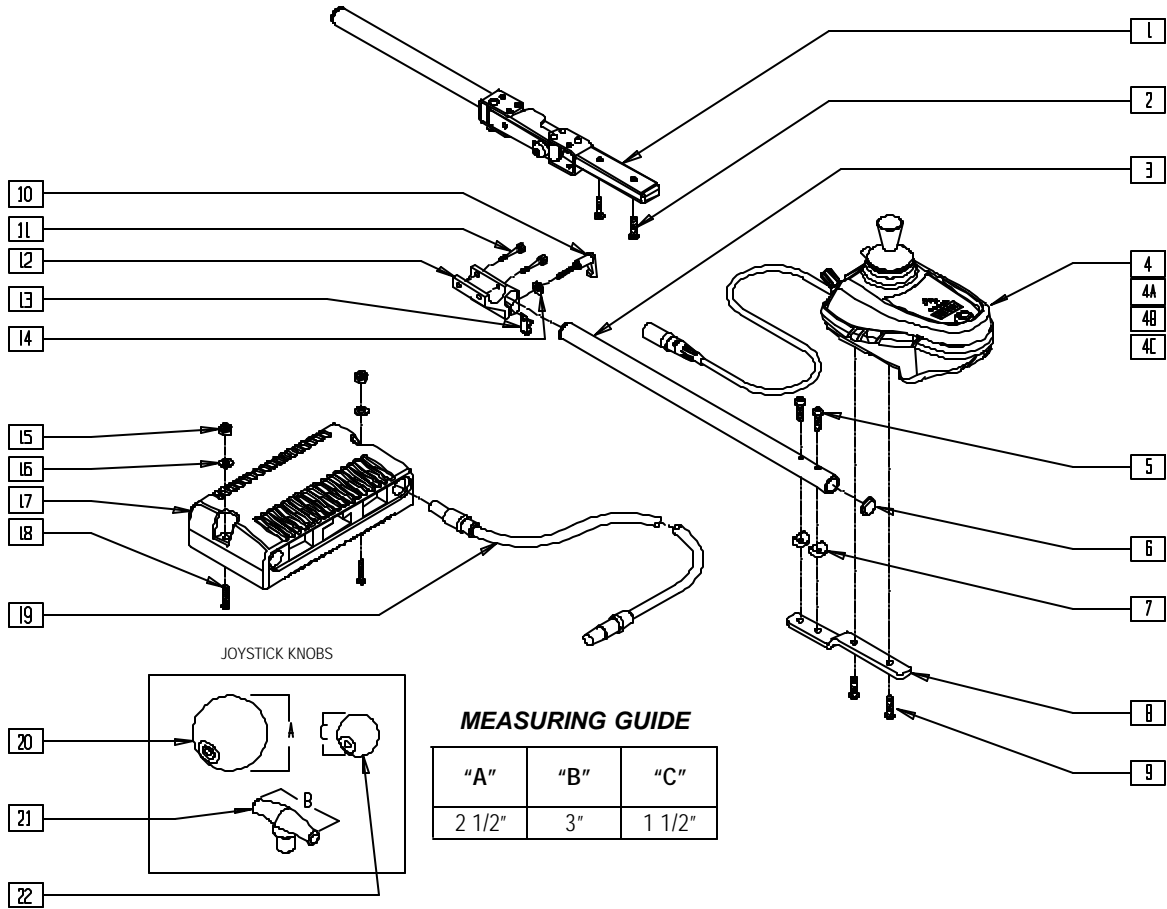


G424X12C

| ITEM | NUMBER | DESCRIPTION | QTY |
|------|---------------|---------------------------------|-----|
| 1 | 139138 | CONTROL CABLE SLIM LONG | 1 |
| 2 | 226037 | 10-32 x 1 3/8 SOC C/S BLK | 2 |
| 3 | 349024 | HANDLE 10-32 x 3/4 C/A P1/P3/P5 | 1 |
| 4 | 139515-139518 | REMOTE BOX | 1 |
| 5 | 226066 | 1/4-28 x 1.1" BH C/S BLK | 2 |
| 6 | 560761 | 3/4" INSERT PLUG .049 | 2 |
| 7 | 561003 | 3/4" SADDLE THIN | 2 |
| 8 | 481196 | REMOTE BOX BENT MOUNT S525 | 1 |
| 9 | 226069 | 1/4-20 x 1/2 BH C/S BLK | 2 |
| 10 | 261204 | #10 AN WASHER .063 | 1 |
| 11 | 560268 | QUICK RELEASE CLIP | 1 |
| 12 | 501750 | CONTROL ARM CLAMP | 1 |
| 13 | 222099 | 5/16-24 x 1 1/2 HEX C/S | 2 |
| 14 | 202103 | 5/16-18 NYLOCK NUT THICK | 2 |
| 15 | 481322 | BRACKET CONTROLLER MOUNTING | 2 |
| 16 | 910052 | REMOTE PILOT+ 50A FRNT WHL DR | 1 |
| 16A | 910053 | REMOTE PILOT+ 80A FRNT WHL DR | 1 |
| | 910057 | RMT PRG PILOT+ 80A FRNT WHL DR | |
| 17 | 261524 | #10 WASHER LOCK SS | 2 |

| ITEM | NUMBER | DESCRIPTION | QTY |
|-----------|---------------|--------------------------------|-----|
| 18 | 455016-QU | 10-24 x 1 1/4 ALLEN SOC HD SCW | 2 |
| 19 | 281127 | #12 x 3/4" PAN HD PHIL S/TAP | 2 |
| 20 | 560129 | CONTROLLER SHIELD G424 | 1 |
| 21 | 138165 | J/S KNOB BALL HANDLE (SOFT) | 1 |
| 22 | 138167 | J/S KNOB T-BAR | 1 |
| 23 | 138166 | J/S KNOB BALL HANDLE (SOLID) | 1 |
| 24 | 520231 | REMOTE MOUNT TUBE S525 | 1 |
| 25 | 200109 | 10-24 SELF-CLINCHING NUT | 2 |
| 26 | 139030 | PWR HRNS W/702 BRCKR G424 | 1 |
| 27 | 561059 | 3/4 O.D. x .318 I.D. WASHER | 2 |
| 28 | 560176 | PLUG CAP G424 | 1 |
| 29 | 240104 | RIVET POP SD44BSLF BLK | 2 |
| 30 | 261100 | 1/8 WASHER BACKUP | 2 |
| 2,3,10-12 | 920713 | CONTROL ARM CLAMP ASSEMBLY | |
| 2-9,24 | 920640- | REMOTE FIXED ARM (EA) | |
| | 920643 | | |
| | 920644-920647 | REMOTE S/A ARM (EA) | |
| 5-9,24 | 882270 | REMOTE CONTROL ARM ASSEMBLY OX | |

QTRONIX REMOTE JOYSTICK CONTROL SYSTEM (QUICKIE P200/P210/P-222/P320/S-525/S-626/Z-500)



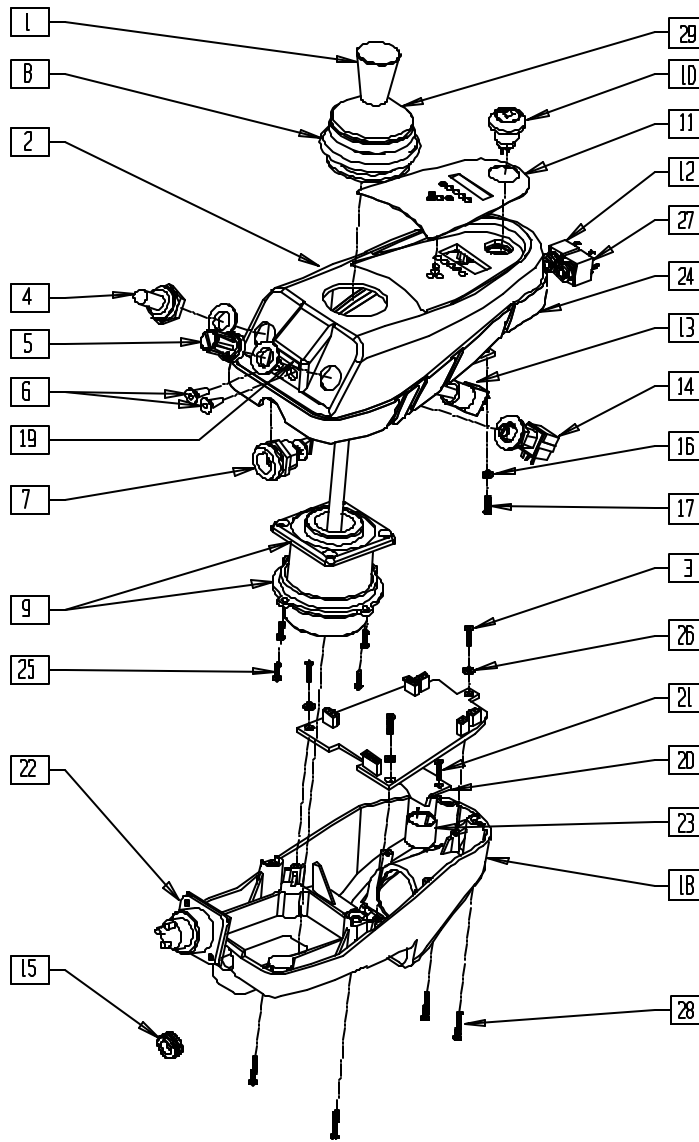
S525X28E

| ITEM | NUMBER | DESCRIPTION | QTY |
|------|-------------------|-------------------------------|-----|
| 1,2 | 882284, 882285 | REMOTE S/A W/ARM MAG (EA) | 1 |
| 2 | 226069-OU | 1/4-20 x 1/2 BH C/S BLK | 2 |
| 3 | 520231 | REMOTE MOUNT TUBE S525 | 1 |
| 4 | 139515 | REMOTE BOX W/O JACK R S525 | 1 |
| 4A | 139516 | REMOTE BOX W/JACK R S525 | 1 |
| 4B | 139517 | REMOTE BOX W/O JACK L S525 | 1 |
| 4C | 139518 | REMOTE BOX W/JACK L S525 | 1 |
| 5 | 226066 | 1/4-28 x 1.1" BH C/S BLK | 2 |
| 6 | 560761 | 3/4" INSERT PLUG .049 | 2 |
| 7 | 561003 | 3/4" SADDLE THIN | 2 |
| 8 | 481196 | REMOTE BOX BENT MOUNT S525 | 1 |
| 9 | 226106 | 1/4-20 x 3/4 BH C/S BLK ZN | 2 |
| 10 | 349024 | HNDL 10-32 x 3/4 C/A P1/P3/P5 | 1 |
| 11 | 226037 | 10-32 x 1 3/8 SOC C/S BLK | 2 |
| 12 | 501750 | CONTROL ARM CLAMP | 1 |
| 13 | 560268 | QUICK RELEASE CLIP | 1 |
| 14 | 261204 | #10 AN WASHER .063 | 1 |
| 15* | 200100-OU | 10-32 NYLOCK NUT | 2 |
| 16** | 455031-OU | #10 AN WASHER .032 SS | 2 |
| 17 | 910050 | REMOTE QTRONIX 50A RR WHL DR | 1 |
| | 910051 | REMOTE QTRONIX 80A RR WHL DR | |
| | 910056 | RMT PRG PILOT+ 80A RR WHL DR | |
| | 910059 | RMT PRG PILOT+ 80A S626 | |

| ITEM | NUMBER | DESCRIPTION | QTY |
|--------------|-----------|-----------------------------------|-----|
| 17 | 910106 | CONTROLLER PILOT PLUS 80A | 1 |
| | 910107 | CONTROLLER PILOT PLUS 50A P500 | |
| | 910115 | PILOT+ BL PM 65AMP (P-222) | |
| 18 | 226069-OU | 1/4-20 x 1/2 BH C/S BLK | 2 |
| | 226038 | 10-32 x 1 3/8 BH C/S BLK (P-222) | |
| | 226034 | 10-32 x 1 3/4 BH C/S BLK (S-626) | |
| 19 | 139137 | CONTROL CABLE SLIM SHORT (48") | 1 |
| | 139138 | CNTRL CABLE SLIM LONG (61.4") | |
| | 139139 | CONTROL CABLE SLIM X-LONG (78.7") | |
| 20 | 138165 | J/S KNOB BALL HANDLE (SOFT) | 1 |
| 21 | 138167 | J/S KNOB T-BAR | 1 |
| 22 | 138166 | J/S KNOB BALL HANDLE (SOLID) | 1 |
| 3,5-9 | 882270 | REMOTE CONTROL ARM ASSM OX | |
| 3,4A,5-14 | 920640 | REMOTE W/JACK FIXED ARM R | |
| 3,4C,5-14 | 920641 | REMOTE W/JACK FIXED ARM L | |
| 3-14 | 920642 | REMOTE W/O JACK FIXED ARM R | |
| 3,4B,5-14 | 920643 | REMOTE W/O JACK FIXED ARM L | |
| 1,2,4A,10-14 | 920644 | REMOTE W/JACK S/A ARM R | |
| 1,2,4C,10-14 | 920645 | REMOTE W/JACK S/A ARM L | |
| 1,2,4,10-14 | 920646 | REMOTE W/O JACK S/A ARM R | |
| 1,2,4B,10-14 | 920647 | REMOTE W/O JACK S/A ARM L | |
| 10-14 | 920713 | CONTROL ARM CLAMP ASSM | |

* ITEM 15 NOT USED S-626.
** ITEM 16 NOT USED ON P-222.

QTRONIX REMOTE JOYSTICK



XPLDJYST

| ITEM | NUMBER | DESCRIPTION | QTY |
|------|--------|----------------------------------|-----|
| 1 | 560224 | JOYSTICK KNOB QTRONIX | 1 |
| 2 | 561252 | REMOTE BOX TOP | 1 |
| | 561251 | REMOTE BOX TOP W/AUX HOLES | |
| 3 | 281046 | 14-24 x .25 PAN HD TAPPING SCREW | 3 |
| 4 | 138028 | TOGGLE SWITCH BOOT 15/32" | 1 |
| 5 | 560226 | POTENTIOMETER KNOB QTRONIX | 1 |
| 6 | 138045 | REMOTE JACK STOPPER QTRONIX | 2 |
| 8 | 138019 | JOYSTICK BOOT P&G CONTROLLER | 1 |
| 10 | 138179 | HORN W/HARNESS QTRONIX | 1 |
| 11 | 150081 | DECAL JOYSTICK OVERLAY | 1 |
| 12 | 139036 | HARNESS REMOTE JACK (MODE) | 1 |
| 13 | 131122 | TOGGLE SWITCH W/HARNESS 15/32" | 1 |
| 14 | 130527 | POT W/HARNESS QTRONIX | 1 |
| 15* | 560109 | INSERT PLUG .49 HOLE | 1 |
| 16 | 250103 | M2.5 FLAT WASHER NYLON | 4 |

| ITEM | NUMBER | DESCRIPTION | QTY |
|-------------|----------|--------------------------------|-----|
| 17 | 250150 | M2.2 x .80 x 6.0 PAN HD SCREW | 4 |
| 18 | 561253 | REMOTE BOX BOTTOM | 1 |
| 19 | 138041 | LABEL REMOTE JACK | 1 |
| 20 | 550190 | REMOTE BOX RECHARGER CLAMP | 1 |
| 21 | 250151 | M3 x .05 x 10.0 PAN HD SCREW | 2 |
| 24 | 561254 | REMOTE BOX GASKET | 1 |
| 26 | 250102 | M3.0 FLAT WASHER NYLON | 3 |
| 27 | 139037 | HARNESS REMOTE JACK (ON/OFF) | 1 |
| 28 | 281047 | #4-40 x .375 PAN HD SCREW | 4 |
| 29 | 560229 | JOYSTICK BOOT PROTECTOR | 1 |
| 6,12,19 | 882271 | REMOTE JACK KIT (MODE) QTRONIX | |
| 6,27,19 | 882272 | REMOTE JACK KIT (ON/OFF) QTRNX | |
| 7,20-23 | 139009** | HARNESS REMOTE BOX PROGRAMMER | |
| 1,8,9,25,29 | 139507 | JOYSTICK JC200 P & G QTRONIX | |

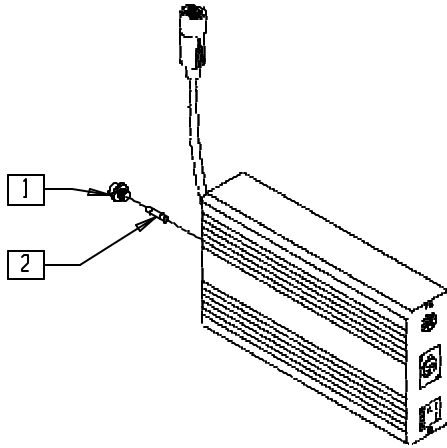
* ITEM 15 GOES WHERE TOGGLE AND/OR SPEED SWITCHES ARE, IF A CUSTOMER REMOVES THESE SWITCHES.

** 139009 DISCONTINUED 9/14/01 - PARTS ONLY.

NOTE: FOR QTRONIX REMOTE JOYSTICK ASSEMBLIES, SEE PAGES 15.9 AND 15.10.

MAIN CONTROL SYSTEM (QUICKIE P100/P110/P190, ZIPPIE P500)

(Discontinued - parts only)

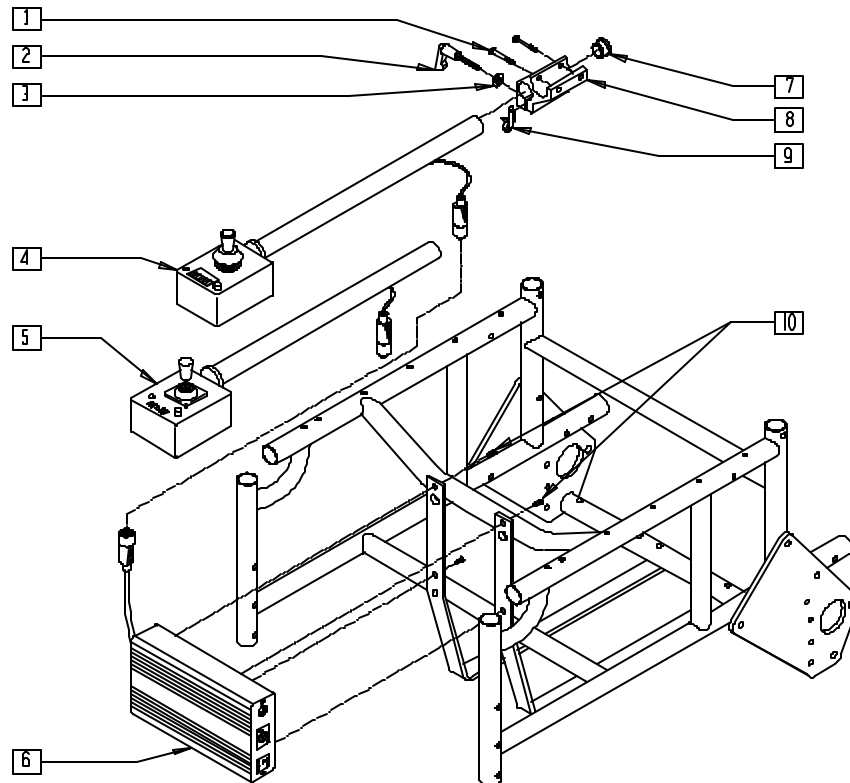


P100X52

| ITEM | NUMBER | DESCRIPTION | QTY |
|------|--------|-----------------------------|-----|
| 1 | 138216 | FUSE HOLDER 20 x 5 PHIL EDK | 1 |

| ITEM | NUMBER | DESCRIPTION | QTY |
|------|--------|----------------------------|-----|
| 2 | 138202 | FUSE 2A 5 x 20mm FAST BLOW | 1 |

MAIN CONTROL SYSTEM (QUICKIE V100[P100])



Drawing shows right side

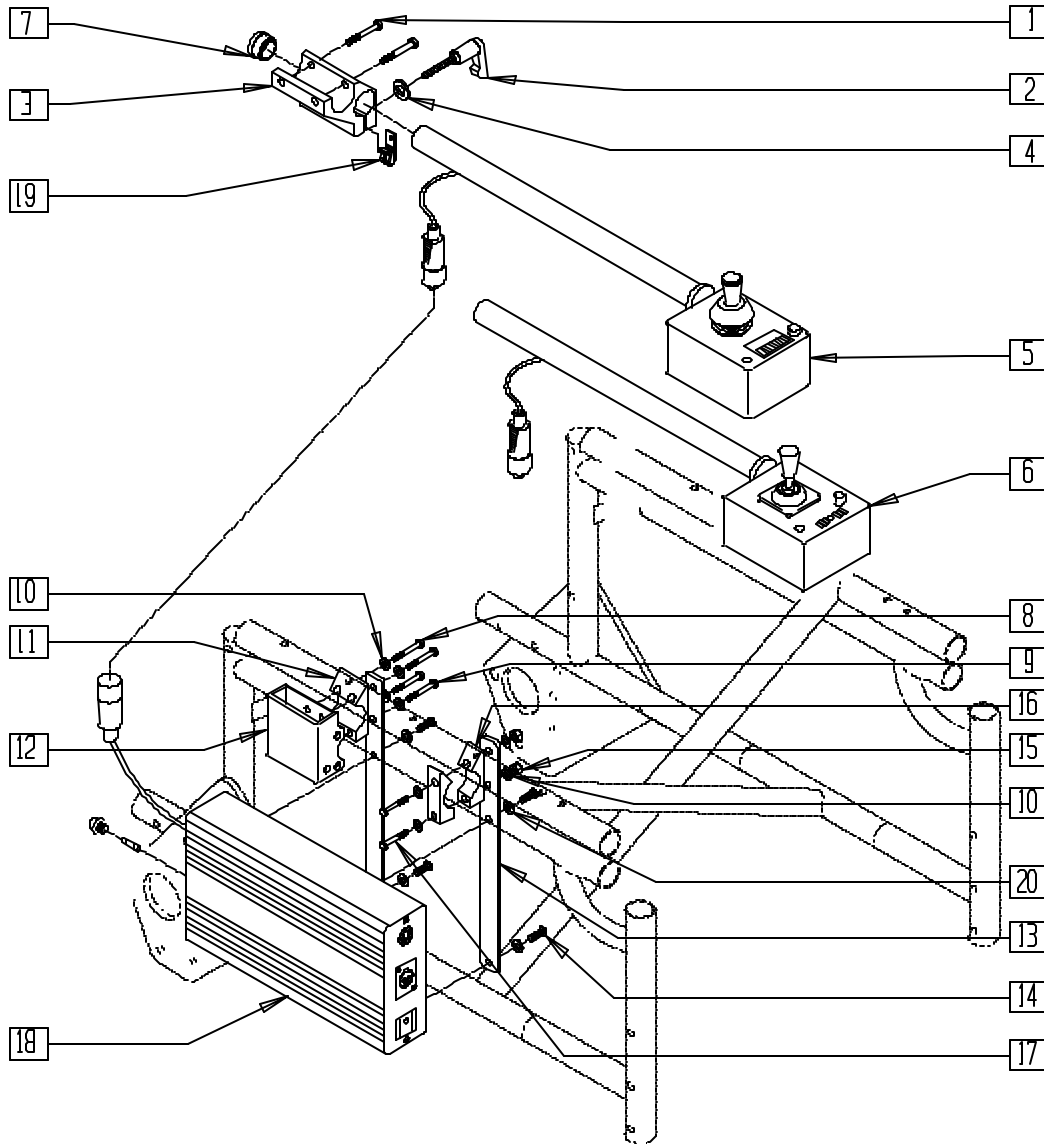
P100X32A

| ITEM | NUMBER | DESCRIPTION | QTY |
|------|-------------------|---------------------------------|-----|
| 1 | 226037 | 10-32 x 1 3/8 SOC C/S BLK | 2 |
| 2 | 349024 | HANDLE 10-32 x 3/4 C/A P1/P3/P5 | 1 |
| 3 | 261204 | #10 AN WASHER .063 | 1 |
| 4,7 | 920230, 920231 | REMOTE BOX W/ARM | |
| 5,7 | 920256, 920257 | REMOTE BOX HD W/ARM | |

| ITEM | NUMBER | DESCRIPTION | QTY |
|---------|--------|------------------------------|-----|
| 6 | 920261 | CONTROL BOX MAIN PG8/50 P1 | 1 |
| 7 | 560761 | 3/4" INSERT PLUG .049 (18GA) | 1 |
| 8 | 501750 | CONTROL ARM CLAMP | 1 |
| 9 | 560268 | QUICK RELEASE CLIP | 1 |
| 10 | 281105 | 10-32 x 3/8 PAN PHIL | 4 |
| 1-3,8,9 | 920713 | CONTROL ARM CLAMP ASSEMBLY | |

MAIN CONTROL SYSTEM (QUICKIE P110)

(Discontinued 6/30/00 - parts only)



P100X41A

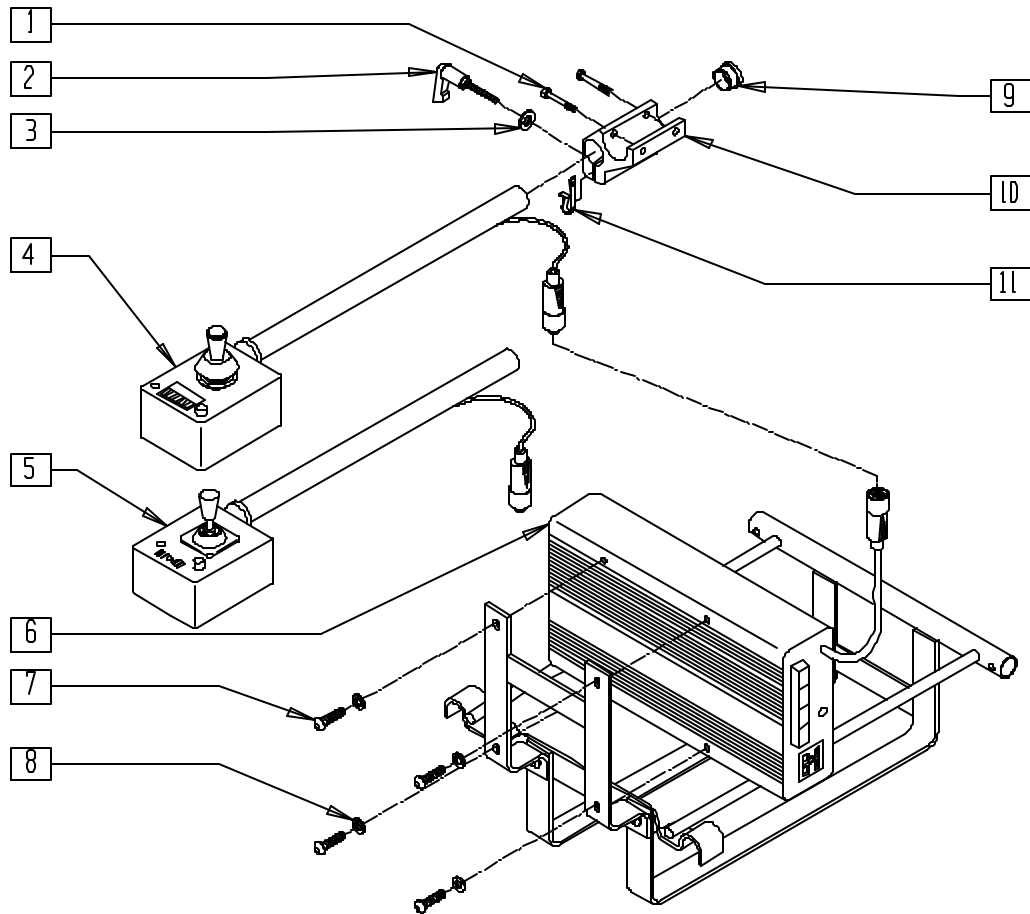
| ITEM | NUMBER | DESCRIPTION | QTY |
|--------|-------------------|---------------------------------|-----|
| 1 | 226037 | 10-32 x 1 3/8 SOC C/S BLK | 2 |
| 2 | 349024 | HANDLE 10-32 x 3/4 C/A P1/P3/P5 | 1 |
| 3 | 501750 | CONTROL ARM CLAMP | 1 |
| 4 | 261204 | #10 AN WASHER .063 | 1 |
| 1-4,19 | 920713 | CONTROL ARM CLAMP ASSM | |
| 7 | 560761 | 3/4" INSERT PLUG .049 (18GA) | 1 |
| 5,7 | 920230, 920231 | REMOTE BOX W/ARM | |
| 6,7 | 920256, 920257 | REMOTE BOX HD W/ARM | |
| 8 | 221127 | 1/4-28 x 1 3/8 HEX C/S | 2 |
| 9 | 221133 | 1/4-28 x 1 1/2 G8 HEX C/S | 2 |

| ITEM | NUMBER | DESCRIPTION | QTY |
|----------|-----------|-----------------------------|-----|
| 10 | 262100-QU | 1/4 AN WASHER FLAT | 4-8 |
| 11 | 550490 | HT ADJ REC CLAMP 4-HOLE | 1 |
| 12 | 880230 | HT ADJ REC STD W/O CLAMP | 1 |
| 13 | 505735 | CONTROLLER BRKT P110 | 2 |
| 14 | 281110 | 10-32 x 1/2 PAN PHIL | 4 |
| 15 | 201110 | 1/4-28 NYLOCK NUT | 2 |
| 16 | 550256 | CLAMP ADJ FL STD | 2 |
| 17 | 221192 | 1/4-28 x 2 G8 HEX C/S | 2 |
| 10,13-17 | 920714 | CONTROLLER BRKT W/HDWR P110 | |
| 18 | 920261 | CONTROL BOX MAIN PG80/50 P1 | 1 |
| 19 | 560268 | QUICK RELEASE CLIP | 1 |
| 20 | 267340 | #10 WASHER INT LOCK ZN | 4 |

NOTE: WHEN USING FLIP-BACK ARM, ITEMS 11 AND 12 ARE REPLACED BY ITEM 16 (QUANTITY OF 2).

MAIN CONTROL SYSTEM (QUICKIE P110 PEDIATRIC)

(Discontinued 6/30/00 - parts only)



Drawing shows right side

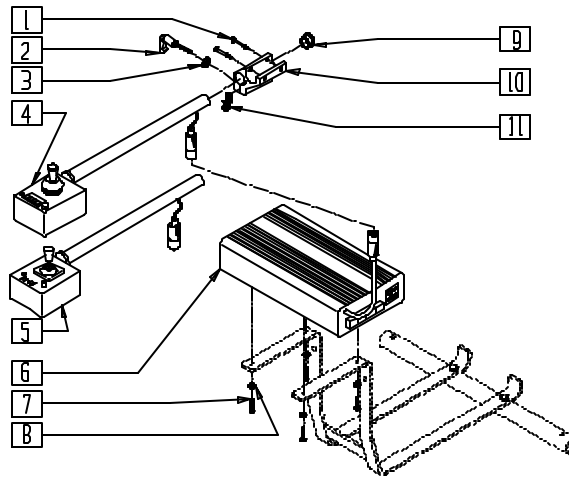
P100X46A

| ITEM | NUMBER | DESCRIPTION | QTY |
|------|-------------------|-------------------------------|-----|
| 1 | 226037 | 10-32 x 1 3/8 SOC C/S BLK | 2 |
| 2 | 349024 | HNDL 10-32 x 3/4 C/A P1/P3/P5 | 1 |
| 3 | 261204 | #10 AN WASHER .063 | 1 |
| 4,9 | 920230, 920231 | REMOTE BOX W/ARM | |
| 5,9 | 920256, 920257 | REMOTE BOX HD W/ARM | |

| ITEM | NUMBER | DESCRIPTION | QTY |
|-----------|--------|------------------------------|-----|
| 6 | 920261 | CONTROL BOX MAIN PG8/50 P1 | 1 |
| 7 | 281105 | 10-32 x 3/8 PAN PHIL | 4 |
| 8 | 267340 | #10 WASHER INT LOCK ZN | 4 |
| 9 | 560761 | 3/4" INSERT PLUG .049 (18GA) | 1 |
| 10 | 501750 | CONTROL ARM CLAMP | 1 |
| 11 | 560268 | QUICK RELEASE CLIP | 1 |
| 1-3,10,11 | 920713 | CONTROL ARM CLAMP ASSM | |

MAIN CONTROL SYSTEM (QUICKIE P190)

(Discontinued 5/5/99 - parts only)



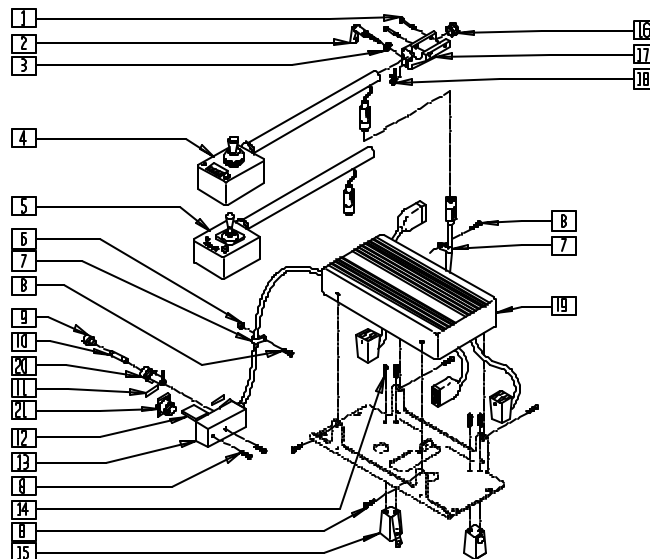
P190X51B

| ITEM | NUMBER | DESCRIPTION | QTY |
|------|-------------------|-------------------------------|-----|
| 1 | 226037 | 10-32 x 1 3/8 SOC C/S BLK | 2 |
| 2 | 349024 | HNDL 10-32 x 3/4 C/A P1/P3/P5 | 1 |
| 3 | 261204 | #10 AN WASHER .063 | 1 |
| 4,9 | 920230, 920231 | REMOTE BOX W/ARM | |
| 5,9 | 920256, 920257 | REMOTE BOX HD W/ARM | |

| ITEM | NUMBER | DESCRIPTION | QTY |
|-----------|--------|-------------------------------|-----|
| 6 | 922261 | CONTRL BOX MAIN PG8/50 P5/P19 | 1 |
| 7 | 281110 | 10-32 x 1/2 PAN PHIL | 4 |
| 8 | 267340 | #10 WASHER INT LOCK ZN | 4 |
| 9 | 560761 | 3/4" INSERT PLUG .049 (18GA) | 1 |
| 10 | 501750 | CONTROL ARM CLAMP | 1 |
| 11 | 560268 | QUICK RELEASE CLIP | 1 |
| 1-3,10,11 | 920713 | CONTROL ARM CLAMP ASSEMBLY | |

MAIN CONTROL SYSTEM (QUICKIE P200/P320)

(Discontinued 5/5/99 - parts only)



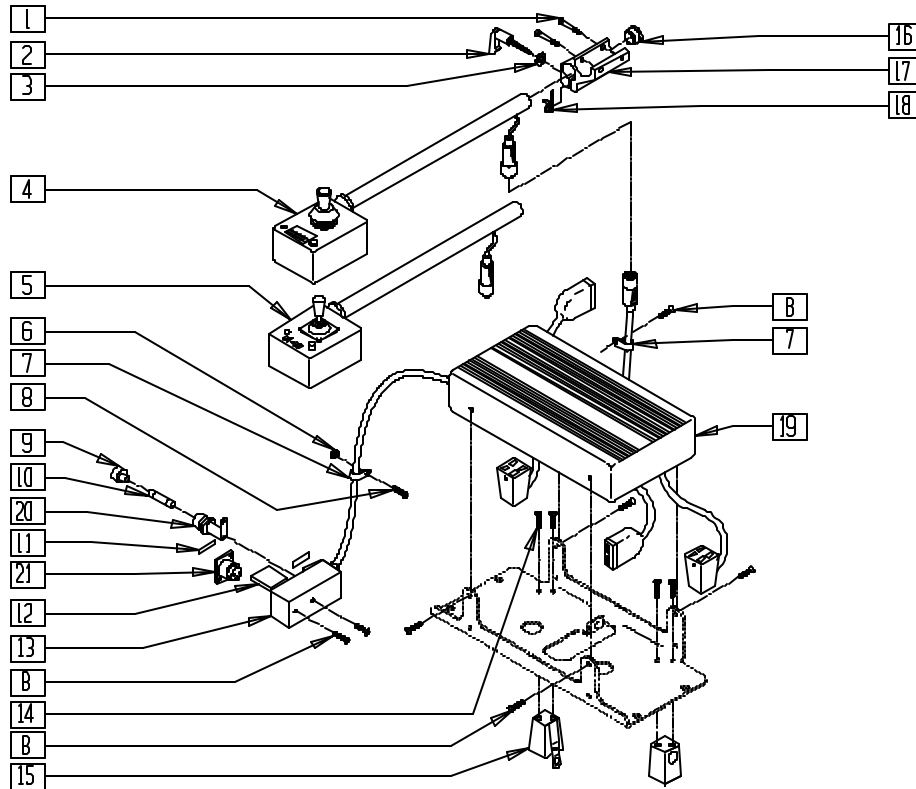
P200X36A

| ITEM | NUMBER | DESCRIPTION | QTY |
|------|-------------------|-------------------------------|-----|
| 1 | 226037 | 10-32 x 1 3/8 SOC C/S BLK | 2 |
| 2 | 349024 | HNDL 10-32 x 3/4 C/A P1/P3/P5 | 1 |
| 3 | 261204 | #10 AN WASHER .063 | 1 |
| 4,16 | 920230, 920231 | REMOTE BOX W/ARM | |
| 5,16 | 920256, 920257 | REMOTE BOX HD W/ARM | |
| 6 | 200101 | 10-32 NYLOCK NUT THIN | 1 |
| 7 | 349508 | 1/4" I.D. PLASTIC CLAMP BLK | 1 |
| 8 | 281105 | 10-32 x 3/8 PAN PHIL | 2 |
| 9 | 131050 | FUSE CAP TURBO CONTROLLER | 1 |
| 10 | 138208 | FUSE 20A AGC | 1 |

| ITEM | NUMBER | DESCRIPTION | QTY |
|------------|--------|--------------------------------------|-----|
| 11 | 150120 | LABEL CHARGER SOCKET COVER | 1 |
| | 150121 | LABEL PROGRAM SOCKET COVER | 1 |
| 12 | 138320 | SOCKET COVER RECTANGULAR | 2 |
| 14 | 226008 | 8-32 x 1/2 PAN PHIL | 4 |
| 15 | 135015 | PLUG 5 PIN MOD 10" DRIVE | 2 |
| 16 | 560761 | 3/4" INSERT PLUG .049 (18GA) | 1 |
| 17 | 501750 | CONTROL ARM CLAMP | 1 |
| 18 | 560268 | QUICK RELEASE CLIP | 1 |
| 20 | 138214 | FUSEHOLDER HTB-441 | 1 |
| 21 | 135007 | SOCKET 3 PIN CHARGER NON LATCHING | 1 |
| 9-13,19,20 | 920262 | CONTROL BOX MAIN PG8/70 P200 | |
| 1-3,17,18 | 920713 | CONTROL ARM CLAMP ASSM | |

MAIN CONTROL SYSTEM (QUICKIE P210)

(Discontinued 5/5/99 - parts only)

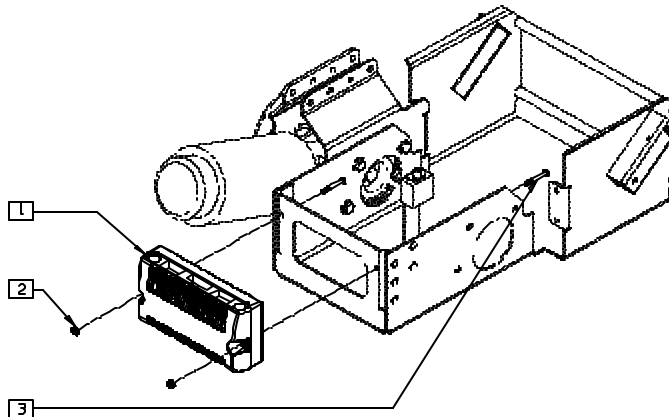


P200X61A

| ITEM | NUMBER | DESCRIPTION | QTY |
|------|-------------------|-------------------------------|-----|
| 1 | 226037 | 10-32 x 1 3/8 SOC C/S BLK | 2 |
| 2 | 349024 | HNDL 10-32 x 3/4 C/A P1/P3/P5 | 1 |
| 3 | 261204 | #10 AN WASHER .063 | 1 |
| 4,16 | 920230, 920231 | REMOTE BOX W/ARM | |
| 5,16 | 920256, 920257 | REMOTE BOX HD W/ARM | |
| 6 | 200101 | 10-32 NYLOCK NUT THIN | 1 |
| 7 | 349508 | 1/4" ID PLASTIC CLAMP BLK | 1 |
| 8 | 281105 | 10-32 x 3/8 PAN PHIL | 7 |
| 9 | 131050 | FUSE CAP TURBO CONTROLLER | 1 |
| 10 | 138208 | FUSE 20A AGC | 1 |

| ITEM | NUMBER | DESCRIPTION | QTY |
|------------|--------|--------------------------------------|-----|
| 11 | 150120 | LABEL CHARGER SOCKET COVER | 1 |
| | 150121 | LABEL PROGRAM SOCKET COVER | |
| 12 | 138320 | SOCKET COVER RECTANGULAR | 2 |
| 14 | 226008 | 8-32 x 1/2 PAN PHIL | 4 |
| 15 | 135015 | PLUG 5 PIN MOD 10" DRIVE | 1 |
| 16 | 560761 | 3/4" INSERT PLUG .049 (18GA) | 1 |
| 17 | 501750 | CONTROL ARM CLAMP | 1 |
| 18 | 560268 | QUICK RELEASE CLIP | 1 |
| 20 | 138214 | FUSEHOLDER HTB-441 | 1 |
| 21 | 135007 | SOCKET 3 PIN CHARGER NON LATCHING | 1 |
| 9-13,19,20 | 920262 | CONTROL BOX MAIN PG8/70 P200 | |
| 1-3,17,18 | 920713 | CONTROL ARM CLAMP ASSM | |

MAIN CONTROL SYSTEM (QUICKIE P-222)



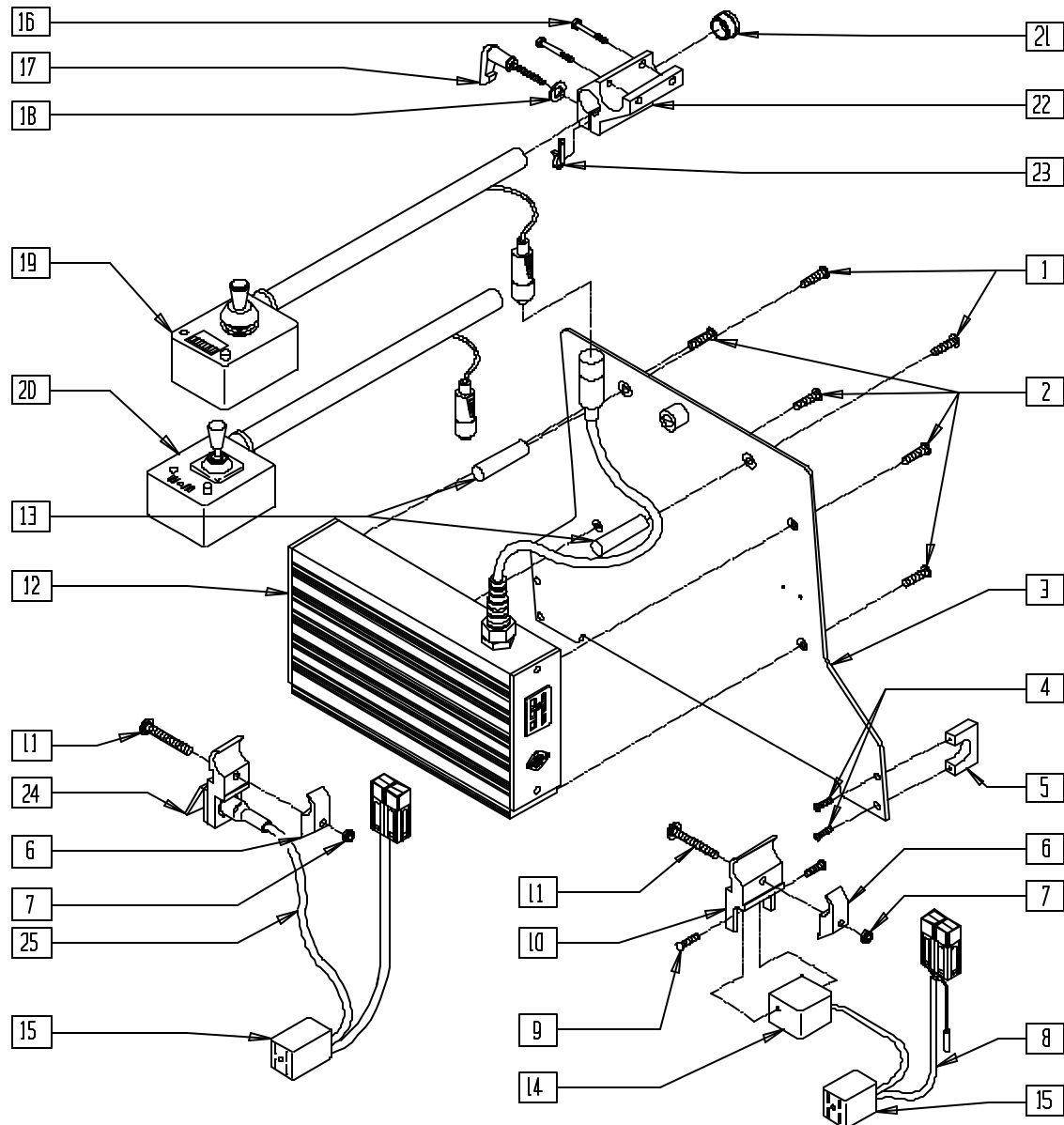
P2220X14

| ITEM | NUMBER | DESCRIPTION | QTY |
|------|-----------|--------------------------------|-----|
| 1 | 910116 | PILOT+ BL PM 65A W/INSTR SHEET | 1 |
| 2 | 200100-OU | 10-32 NYLOCK NUT | 2 |

| ITEM | NUMBER | DESCRIPTION | QTY |
|------|--------|--------------------------|-----|
| 3 | 226038 | 10-32 x 1 3/8 BH C/S BLK | 2 |

CONTROLLER/PLATE ASSEMBLY (20" DRIVE WHEEL) (QUICKIE P300)

(Discontinued 6/30/00 - parts only)



FITS P300 BEGINNING SERIAL NUMBER P3-6706

FITS P300 PRIOR TO SERIAL NUMBER P3-6706

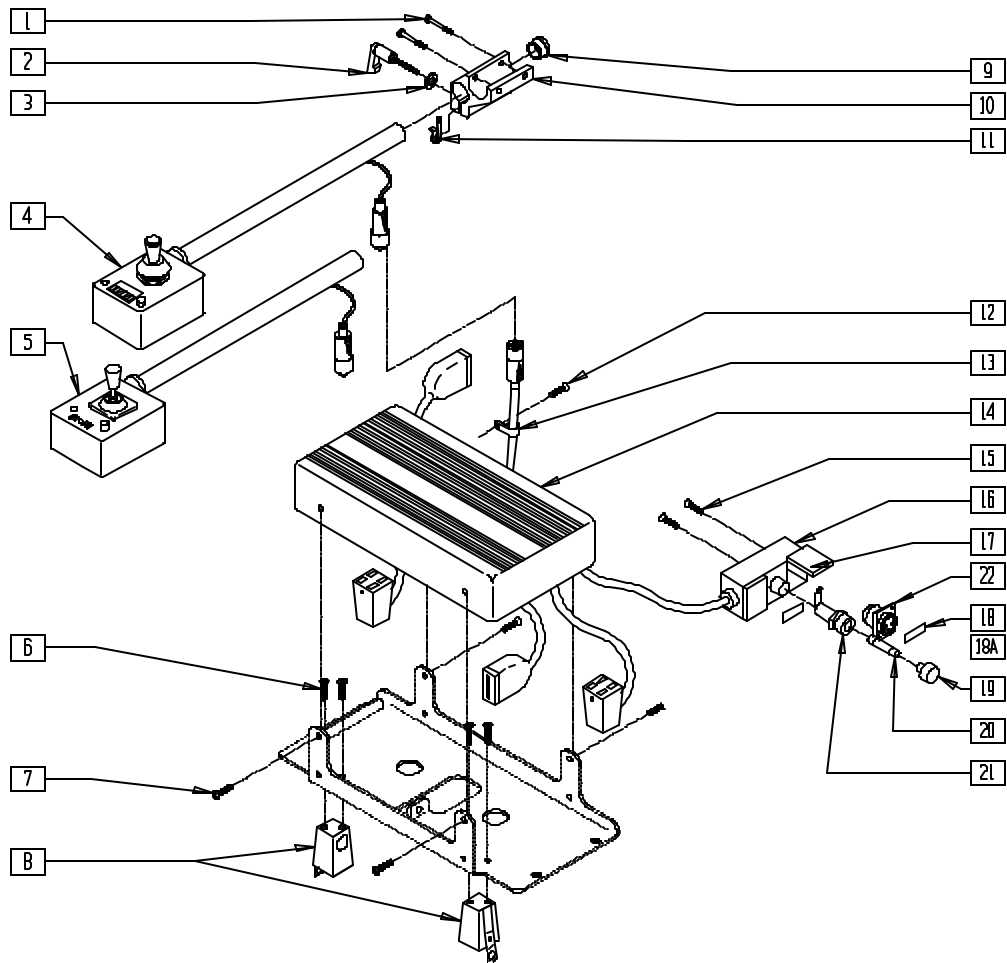
P300X28A

| ITEM | NUMBER | DESCRIPTION | QTY |
|---------|--------|---------------------------------|-----|
| 1 | 230510 | M6-25 FH C/S BLK | 2 |
| 2 | 226012 | 10-32 x 1/2 FH C/S BLK | 4 |
| 3 | 880522 | FRONT PLT W/RETAINING SCRW P300 | 1 |
| 4 | 234890 | M6-25 HEX C/S | 4 |
| 5 | 560701 | CLAMP/FRONT PLATE P300 | 2 |
| 6 | 550251 | CLMP P300 CHRNG/ADJ FL KIDS | 1 |
| 7 | 210070 | M6 NYLOCK NUT THICK | 1 |
| 9 | 230050 | 6/32 x 1/2 SLTD SCW | 2 |
| 10 | 550700 | CHARGING BRACKET P300 | 1 |
| 11 | 230105 | M6-40 BH C/S BLK | 1 |
| 12 | 920263 | CONTROL BOX MAIN PG8/70 P300 | 1 |
| 13 | 562704 | BATTERY PLATE SPACER P300 | 2 |
| 14 | 135010 | SOCKET 6 PIN (S5406FHE) | 1 |
| 8,14,15 | 139000 | BTRY CHARGING LOOM 6-PIN P3 O/S | |
| 16 | 226037 | 10-32 x 1 3/8 SOC C/S BLK | 2 |

| ITEM | NUMBER | DESCRIPTION | QTY |
|-----------------|-------------------|-------------------------------------|-----|
| 17 | 349024 | HANDLE 10-32 x 3/4 C/A P1/P3/P5 | 1 |
| 18 | 261204 | #10 AN WASHER .063 | 1 |
| 19,21 | 920230, 920231 | REMOTE BOX W/ARM | |
| 20,21 | 920256, 920257 | REMOTE BOX HD W/ARM | |
| 21 | 560761 | 3/4" INSERT PLUG .049 (18GA) | 1 |
| 22 | 501750 | CONTROL ARM CLAMP | 1 |
| 23 | 560268 | QUICK RELEASE CLIP | 1 |
| 24 | 138320 | SOCKET COVER RECTANGULAR | 1 |
| 16-18, 22,23 | 920713 | CONTROL ARM CLAMP ASSEMBLY | |
| 15,24,25 | 139008 | BTRY CHARGER RPLC HRNSS P3 3-PIN | |

MAIN CONTROL SYSTEM (10" DRIVE WHEEL) (QUICKIE P300)

(Discontinued 5/5/99 - parts only)



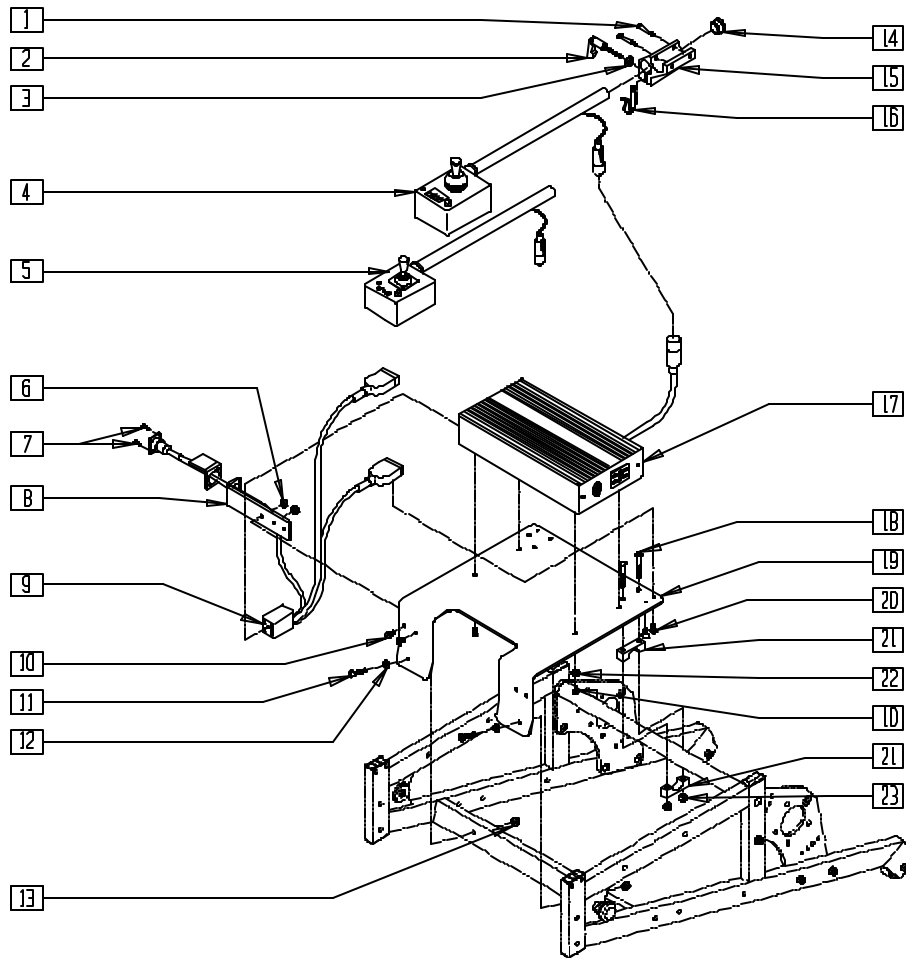
P300X40A

| ITEM | NUMBER | DESCRIPTION | QTY |
|------|-------------------|-------------------------------|-----|
| 1 | 226037 | 10-32 x 1 3/8 SOC C/S BLK | 2 |
| 2 | 349024 | HNDL 10-32 x 3/4 C/A P1/P3/P5 | 1 |
| 3 | 261204 | #10 AN WASHER .063 | 1 |
| 4,9 | 920230, 920231 | REMOTE BOX W/ARM | |
| 5,9 | 920256, 920257 | REMOTE BOX HD W/ARM | |
| 6 | 226008 | 8-32 x 1/2 PAN PHIL | 4 |
| 7 | 281105 | 10-32 x 3/8 PAN PHIL | 4 |
| 8 | 135015 | PLUG 5-PIN MOD 10" DRIVE | 2 |
| 9 | 560761 | 3/4" INSERT PLUG .049 (18GA) | 1 |
| 10 | 501750 | CONTROL ARM CLAMP | 1 |
| 11 | 560268 | QUICK RELEASE CLIP | 1 |

| ITEM | NUMBER | DESCRIPTION | QTY |
|-----------|--------|----------------------------------|-----|
| 12 | 281105 | 10-32 x 3/8 PAN PHIL | 1 |
| 13 | 349508 | 1/4" ID PLASTIC CLAMP BLK | 1 |
| 15 | 281105 | 10-32 x 3/8 PAN PHIL | 2 |
| 17 | 138320 | SOCKET COVER RECTANGULAR | 2 |
| 18 | 150120 | LABEL CHARGER SOCKET COVER | 1 |
| 18A | 150121 | LABEL PROGRAM SOCKET COVER | 1 |
| 19 | 131050 | FUSE CAP TURBO CONTROLLER | 1 |
| 20 | 138208 | FUSE 20A AGC | 1 |
| 21 | 138214 | FUSEHOLDER HTB-441 | 1 |
| 22 | 135007 | SOCKET 3 PIN CHARGE NON LATCHING | 1 |
| 14-18,18A | 920262 | CONTROL BOX MAIN PG8/70 P200 | |
| 19-21 | | | |
| 1-3,10,11 | 920713 | CONTROL ARM CLAMP ASSEMBLY | |

MAIN CONTROL SYSTEM (QUICKIE P300)

(Discontinued 6/30/00 - parts only) (Fits P300 beginning serial number P3-10500)



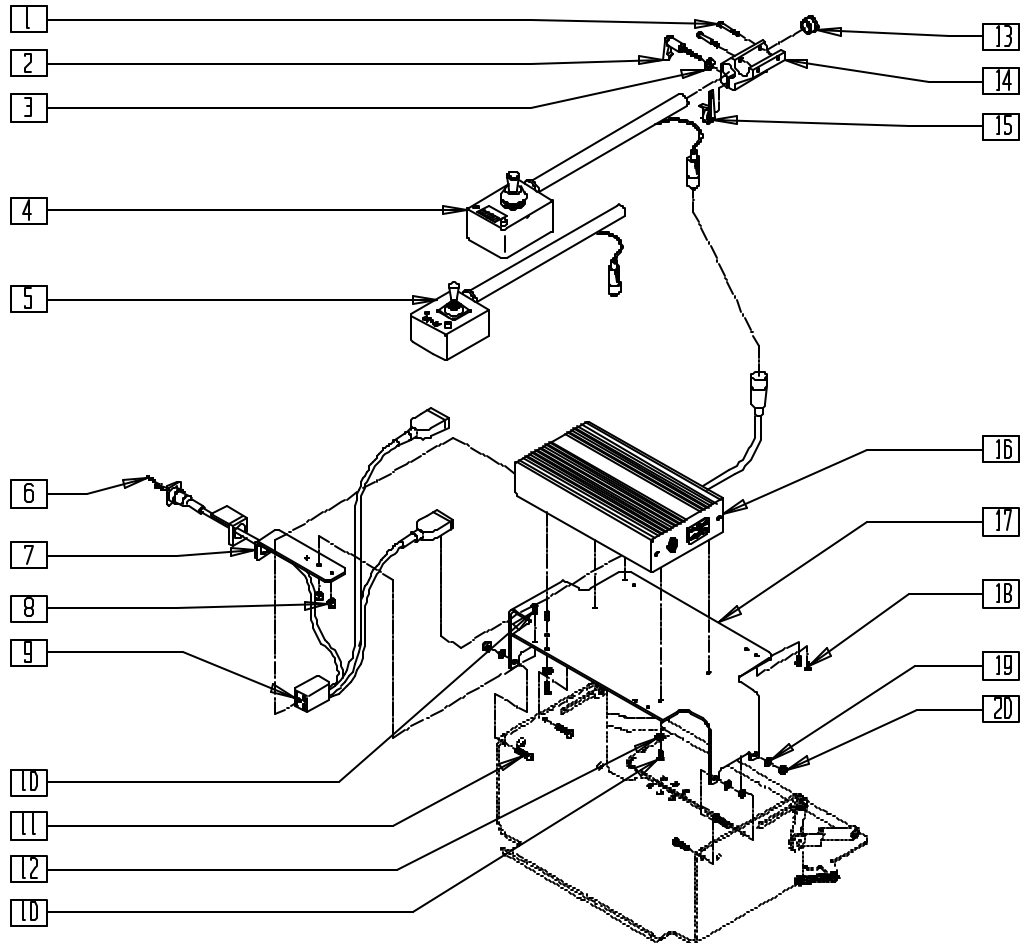
P300AX04A

| ITEM | NUMBER | DESCRIPTION | QTY |
|------|-------------------|---------------------------------|-----|
| 1 | 226037 | 10-32 x 1 3/8 SOC C/S BLK | 2 |
| 2 | 349024 | HANDLE 10-32 x 3/4 C/A P1/P3/P5 | 1 |
| 3 | 261204 | #10 AN WASHER .063 | 1 |
| 4,14 | 920230, 920231 | REMOTE BOX W/ARM | |
| 5,14 | 920256, 920257 | REMOTE BOX HD W/ARM | |
| 6 | 200101 | 10-32 NYLOCK NUT THIN | 2 |
| 7 | 230450 | 4-40 x 1/2 PAN HD PHIL ZN | 2 |
| 8 | 505226 | CHARGER MNTNG PLT P3 RECT | 1 |
| 9 | 139017 | BTRY CHARGING HARNESS P3 NEW | 1 |
| 10 | 281110 | 10-32 x 1/2 PAN PHIL | 6 |
| 11 | 226129 | 1/4-28 x 1 1/4 BH C/S | 2 |

| ITEM | NUMBER | DESCRIPTION | QTY |
|------|-----------|------------------------------|-----|
| 12 | 262100-OU | 1/4 AN WASHER FLAT | 2 |
| 13 | 201110 | 1/4-28 NYLOCK NUT | 2 |
| 14 | 560761 | 3/4" INSERT PLUG .049 (18GA) | 1 |
| 15 | 501750 | CONTROL ARM CLAMP | 1 |
| 16 | 560268 | QUICK RELEASE CLIP | 1 |
| 17 | 920263 | CONTROL BOX MAIN PG8/70 P300 | 1 |
| 18 | 226140 | 1/4-28 x 1 3/4 BH C/S | 4 |
| 19 | 505228 | CONTROLLER MNT PLT P3 RECT | 1 |
| 20 | 281128 | #10 x 5/8 PAN PHIL S/TAP | 4 |
| 21 | 550210 | LOW LOCK CLAMP BLK | 4 |
| 22 | 267340 | #10 WASHER INT LOCK ZN | 4 |
| 23 | 201100 | 1/4-28 NYLOCK NUT THIN | 4 |

MAIN CONTROL SYSTEM (QUICKIE P300)

(Discontinued 6/30/00 - parts only) (For use with LaBac Tilt System)



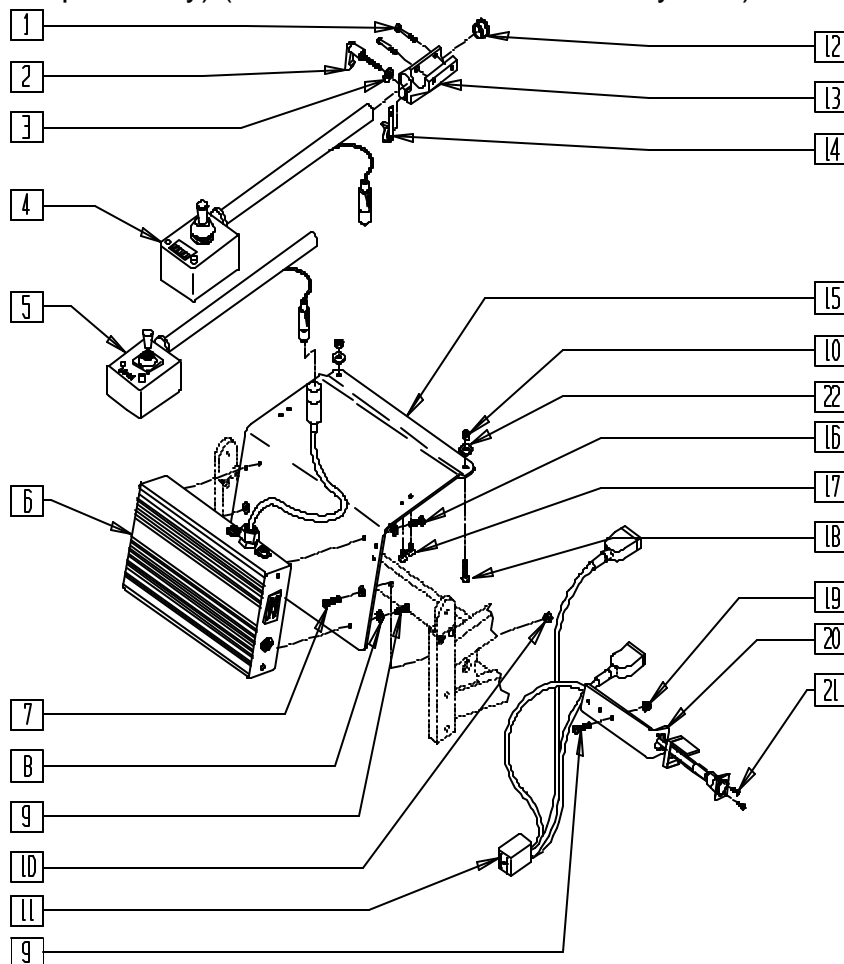
P300AX11A

| ITEM | NUMBER | DESCRIPTION | QTY |
|------|-------------------|---------------------------------|-----|
| 1 | 226037 | 10-32 x 1 3/8 SOC C/S BLK | 1 |
| 2 | 349024 | HANDLE 10-32 x 3/4 C/A P1/P3/P5 | 1 |
| 3 | 261204 | #10 AN WASHER .063 | 1 |
| 4,13 | 920230, 920231 | REMOTE BOX W/ARM | |
| 5,13 | 920256, 920257 | REMOTE BOX HD W/ARM | |
| 6 | 230450 | 4-40 x 1/2 PAN HD PHIL ZN | 2 |
| 7 | 505226 | CHARGER MNTNG PLT P3 RECT | 1 |
| 8 | 200101 | 10-32 NYLOCK NUT THIN | 2 |
| 9 | 139017 | BTTRY CHARGING HARNESS P3 NEW | 1 |
| 10 | 281110 | 10-32 x 1/2 PAN PHIL | 6 |

| ITEM | NUMBER | DESCRIPTION | QTY |
|-----------|--------|-------------------------------|-----|
| 11 | 226090 | 1/4-28 x 5/8 BH C/S | 4 |
| 12 | 267340 | #10 WASHER INT LOCK ZN | 4 |
| 13 | 560761 | 3/4" INSERT PLUG .049 (18 GA) | 1 |
| 14 | 501750 | CONTROL ARM CLAMP | 1 |
| 15 | 560268 | QUICK RELEASE CLIP | 1 |
| 16 | 920263 | CONTROL BOX MAIN PG8/70 P300 | 1 |
| 17 | 505303 | CONTROLLER MOUNTING PLATE P3 | 1 |
| 18 | 281128 | #10 x 5/8 PAN PHIL S/TAP | 4 |
| 19 | 262110 | 1/4 AN WASHER FLAT THIN | 4 |
| 20 | 201100 | 1/4-28 NYLOCK NUT THIN | 4 |
| 1-3,14,15 | 920713 | CONTROL ARM CLAMP ASSEMBLY | |

MAIN CONTROL SYSTEM (QUICKIE P300)

(Discontinued 6/30/00 - parts only) (For use with LaBac Recline System)



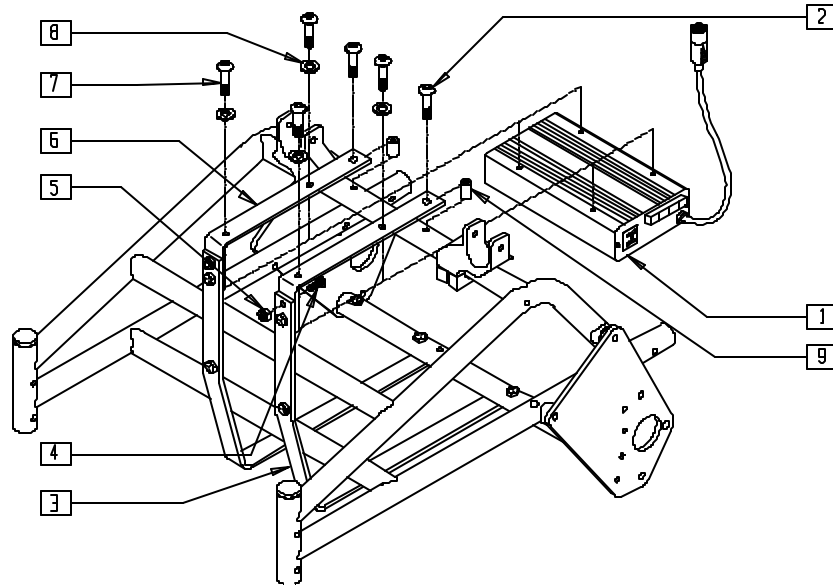
P30AX13B

| ITEM | NUMBER | DESCRIPTION | QTY |
|------|-------------------|---------------------------------|-----|
| 1 | 226037 | 10-32 x 1 3/8 SOC C/S BLK | 2 |
| 2 | 349024 | HANDLE 10-32 x 3/4 C/A P1/P3/P5 | 1 |
| 3 | 261204 | #10 AN WASHER .063 | 1 |
| 4,12 | 920230, 920231 | REMOTE BOX W/ARM | |
| 5,12 | 920256, 920257 | REMOTE BOX HD W/ARM | |
| 6 | 920263 | CONTROL BOX MAIN PG8/70 P300 | 1 |
| 7 | 226127 | 1/4-28 x 1 1/4 FH C/S | 2 |
| 8 | 267340 | #10 WASHER INT LOCK ZN | 4 |
| 9 | 281110 | 10-32 x 1/2 PAN PHIL | 1 |
| 10 | 201100 | 1/4-28 NYLOCK NUT THIN | 4 |
| 11 | 139017 | BTRY CHARGING HARNESS P3 NEW | 1 |

| ITEM | NUMBER | DESCRIPTION | QTY |
|-----------|--------|-------------------------------|-----|
| 12 | 560761 | 3/4" INSERT PLUG .049 (18 GA) | 1 |
| 13 | 501750 | CONTROL ARM CLAMP | 1 |
| 14 | 560268 | QUICK RELEASE CLIP | 1 |
| 15 | 505304 | CONTRLLR MNTG PLT RECLINE P3 | 1 |
| 16 | 281120 | 10-32 x 5/8 PAN HD PHIL | 1 |
| 17 | 281128 | #10 x 5/8 PAN PHIL S/TAP | 4 |
| 18 | 226090 | 1/4-28 x 5/8 BH C/S | 2 |
| 19 | 200101 | 10-32 NYLOCK NUT THIN | 1 |
| 20 | 505226 | CHARGER MNTNG PLT P3 REC | 1 |
| 21 | 230450 | 4-40 x 1/2 PAN HD PHIL ZN | 2 |
| 22 | 262110 | 1/4 AN WASHER FLAT THIN | 2 |
| 1-3,13,14 | 920713 | CONTROL ARM CLAMP ASSEMBLY | |

MAIN CONTROL SYSTEM (ZIPPIE P500)

(Discontinued 5/5/99 - parts only)



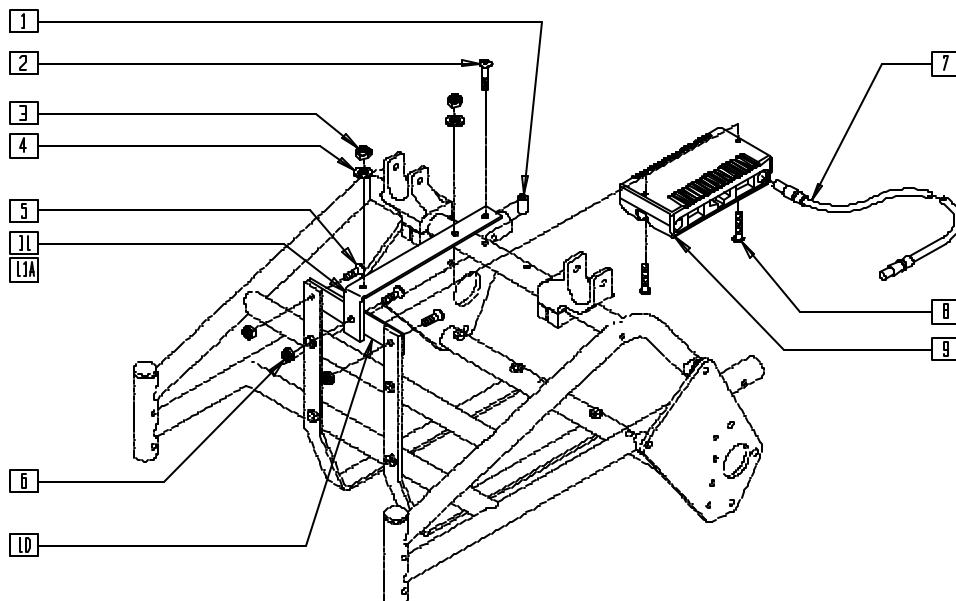
P500X23A

| ITEM | NUMBER | DESCRIPTION | QTY |
|------|--------|--------------------------------|-----|
| 1 | 922261 | CONTROL BOX MAIN PG8/50 P5/P19 | 1 |
| 2 | 226028 | 10-32 x 1 BH C/S BLK | 2 |
| 3 | 505720 | BATTERY BRACKET P1/P5 | 2 |
| 4 | 226012 | 10-32 x 1/2 FH C/S BLK | 2 |
| 5 | 200101 | 10-32 NYLOCK NUT THIN | 2 |

| ITEM | NUMBER | DESCRIPTION | QTY |
|------|--------|--------------------------------|-----|
| 6 | 505734 | CONTROLLER BRACKET P5 | 2 |
| 7 | 226018 | 10-32 x 3/8 BH C/S W/PATCH BLK | 4 |
| 8 | 267340 | #10 WASHER INT LOCK ZN | 4 |
| 9 | 561037 | HANDRIM SPACER MAG | 2 |

MAIN CONTROL SYSTEM (QUICKIE Z500[ZIPPIE P500]) (QTRONIX)

(Effective 5/5/99)

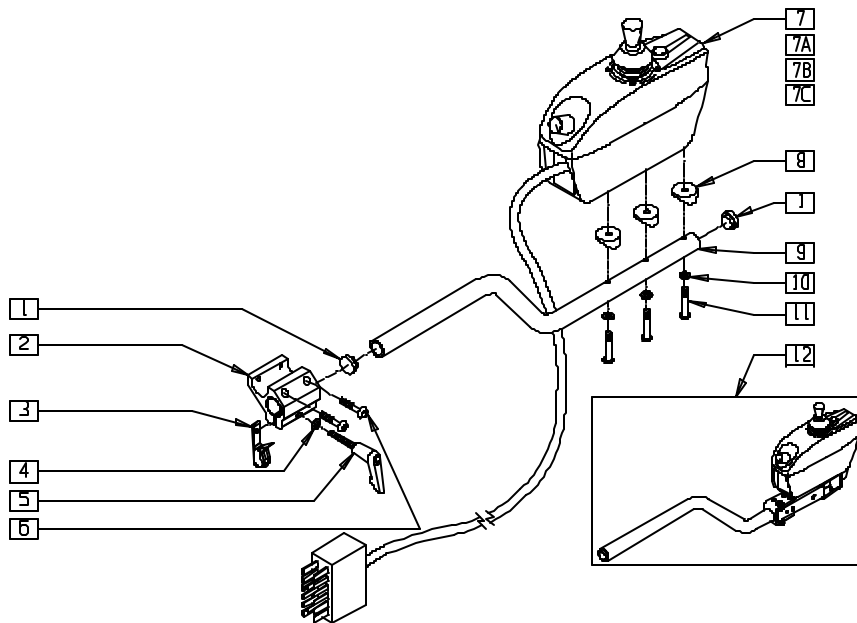


P500X23B

| ITEM | NUMBER | DESCRIPTION | QTY |
|------|-----------|--------------------------|-----|
| 1 | 561037 | HANDRIM SPACER MAG | 1 |
| 2 | 226030-OU | 10-32 x 1 1/4 BH C/S BLK | 1 |
| 3 | 200100-OU | 10-32 NYLOCK NUT | 2 |
| 4 | 261204 | #10 AN WASHER .063 | 2 |
| 5 | 226012 | 10-32 x 1/2 FH C/S BLK | 3 |
| 6 | 200101 | 10-32 NYLOCK NUT THIN | 3 |

| ITEM | NUMBER | DESCRIPTION | QTY |
|------|--------|--------------------------------|-----|
| 7 | 139137 | CONTROL CABLE SLIM SHORT | 1 |
| 8 | 281150 | 10-32 x 1 1/2 PAN PHIL | 2 |
| 7.9 | 910107 | CONTROLLER PILOT PLUS 50A P500 | |
| 10 | 505739 | CNTRLR CROSS BRKT P500 | 1 |
| 11 | 541068 | TOP BRKT 12-14W SINGLE LOCK P5 | 1 |
| 11A | 541069 | TOP BRKT 15-16W DUAL LOCK P500 | 1 |

INTEGRAL CONTROL SYSTEM (QUICKIE G-424)



G424X19A

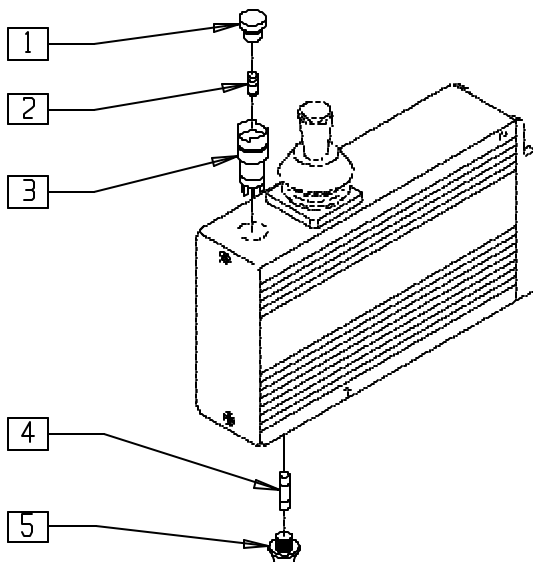
| ITEM | NUMBER | DESCRIPTION | QTY |
|-------|-----------|---------------------------------|-----|
| 1 | 560762 | 3/4" INSERT PLUG .065 | 2 |
| 2 | 501750 | CONTROL ARM CLAMP | 1 |
| 3 | 560268 | QUICK RELEASE CLIP | 1 |
| 4 | 261204 | #10 AN WASHER .063 | 1 |
| 5 | 349024 | HANDLE 10-32 x 3/4 C/A P1/P3/P5 | 1 |
| 6 | 226037 | 10-32 x 1 3/8 SOC C/S BLK | 2 |
| 7,7A | 910108 | INT CNTRLR PILOT 48"40A G424 | 1 |
| 7B,7C | 910109 | INT CNTRLR PILOT 48"50A G424 | 1 |
| 8 | 561003 | 3/4" SADDLE THIN | 2 |
| 9 | 520531 | JOYSTICK MOUNT TUBE P120 | 1 |
| 10 | 455066-QU | #10 AN WASHER .063 SS | 3 |

| ITEM | NUMBER | DESCRIPTION | QTY |
|-----------|---------|--------------------------------|-----|
| 11 | 230494 | M5-30 BUTTON HD SOC C/S BLK | 3 |
| 12* | 920606, | S/A INTGRL CNTRL 40A 424 (EA) | 1 |
| | 920607 | | |
| | 920608, | S/A INTGRL CNTRL 50A G424 (EA) | |
| | 920609 | | |
| 1,7-11 | 920634 | INTGRL CNTRL 40A W/ARM R G424 | 2 |
| 1,7A,8-11 | 920635 | INTGRL CNTRL 40A W/ARM L G424 | 2 |
| 1,7B,8-11 | 920636 | INTGRL CNTRL 50A W/ARM R G424 | 2 |
| 1,7C,8-11 | 920637 | INTGRL CNTRL 50A W/ARM L G424 | 2 |
| 2-6 | 920713 | CONTROL ARM CLAMP ASSEMBLY | |

* FOR SWING-AWAY ARM ASSEMBLY OR PARTS, SEE SWING-AWAY RETRACTABLE JOYSTICK HARDWARE (INTEGRAL CONTROLLER) ON PAGE 15.8.

INTEGRAL CONTROL SYSTEM (QUICKIE P100/P110)

(Discontinued - parts only)



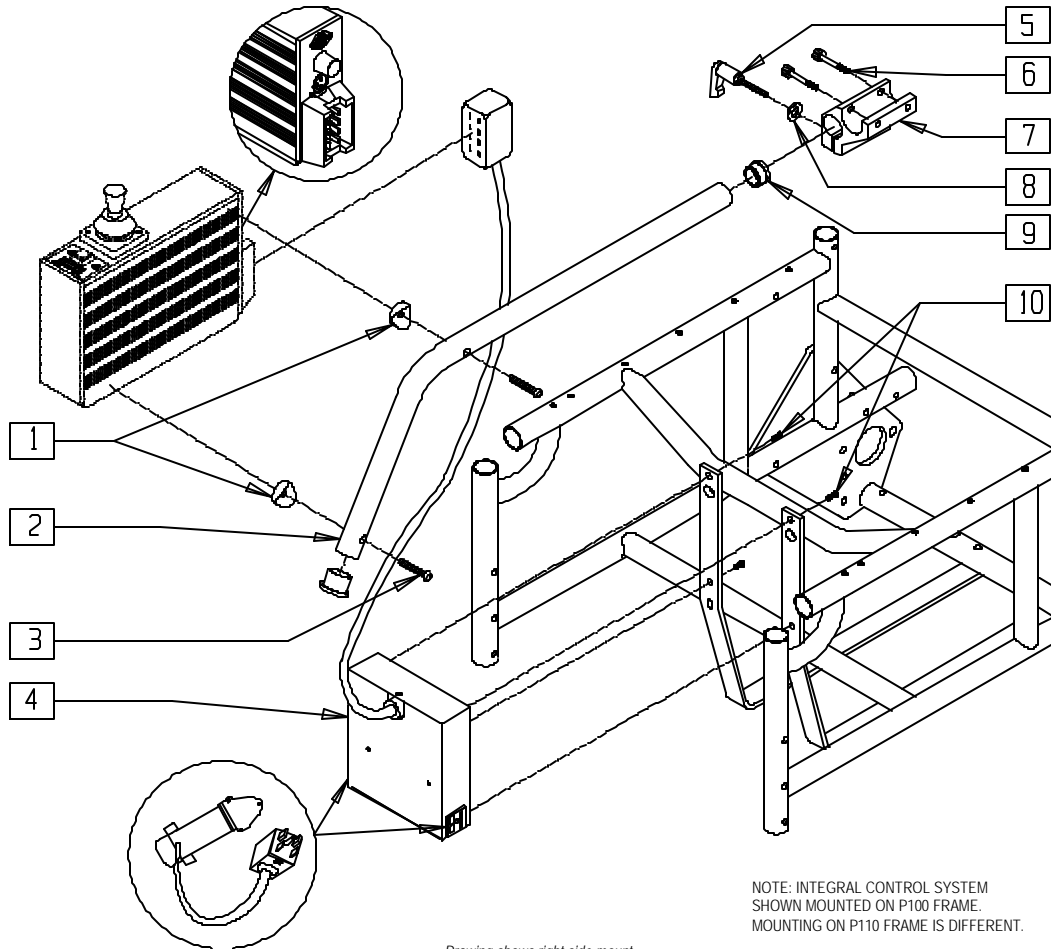
P100X33B

| ITEM | NUMBER | DESCRIPTION | QTY |
|------|--------|--------------------------------|-----|
| 1 | 133818 | SWITCH LENS ROUND RED DM40 INT | 1 |
| 2 | 137206 | BULB 24V RED ROUND DM40 INT | 1 |
| 3 | 133820 | SWITCH BODY ONLY ROUND DM40INT | 1 |

| ITEM | NUMBER | DESCRIPTION | QTY |
|------|--------|-------------------------------|-----|
| 4 | 138202 | FUSE 2A 5 x 20mm FAST BLOW | 1 |
| 5 | 138216 | FUSE HOLDER 20 x 5 - PHIL EDK | 1 |
| 1-3 | 133840 | SWITCH ASSM DM40 INTEGRAL | |

INTEGRAL CONTROL SYSTEM (QUICKIE P100)

(Discontinued 1/99 - parts only)



NOTE: INTEGRAL CONTROL SYSTEM
SHOWN MOUNTED ON P100 FRAME.
MOUNTING ON P110 FRAME IS DIFFERENT.

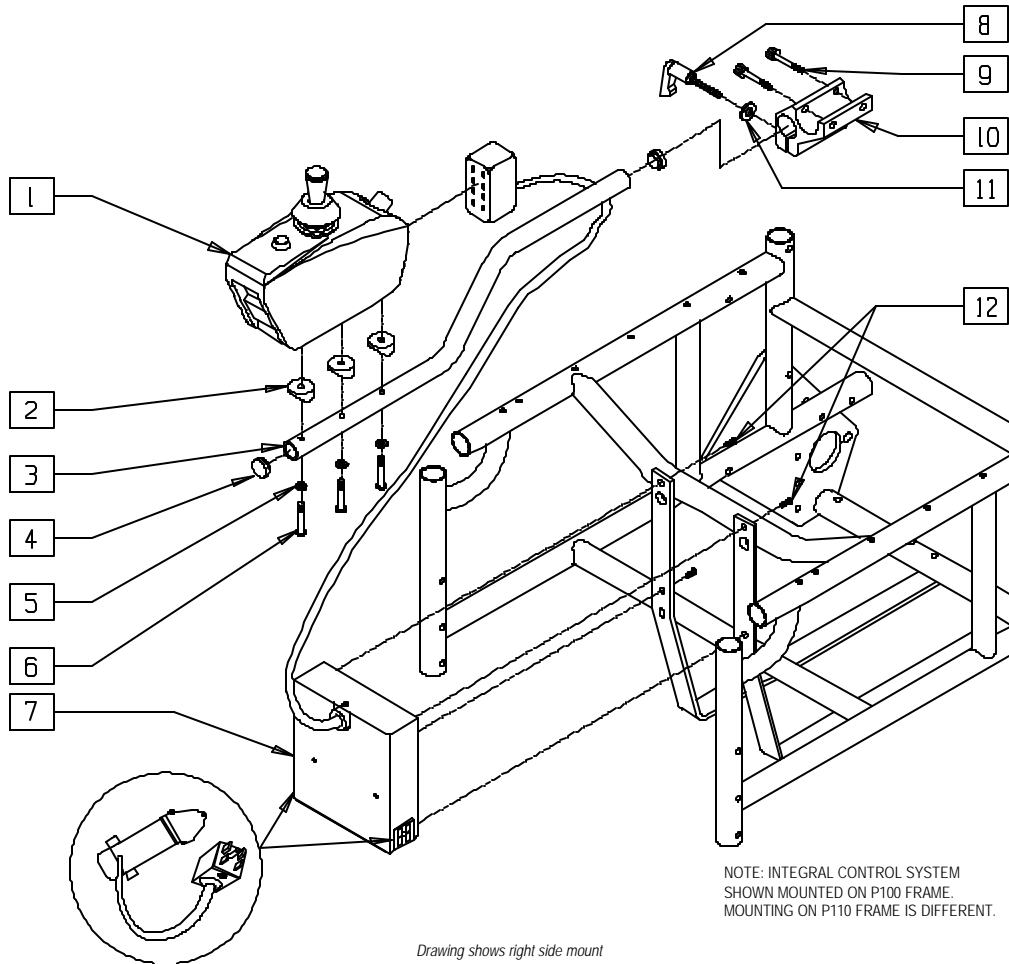
Drawing shows right side mount

P100X33

| ITEM | NUMBER | DESCRIPTION | QTY |
|------|--------|---------------------------------|-----|
| 1 | 561003 | 3/4" SADDLE THIN | 3 |
| 2 | 521770 | P100 NON-REMOTE TUBE | 1 |
| 3 | 281143 | 10-32 x 1 1/8 PAN PHIL | 2 |
| 4 | 920236 | INTER CONNECT BOX P100 | 1 |
| 5 | 349024 | HANDLE 10-32 x 3/4 C/A P1/P3/P5 | 1 |
| 6 | 226037 | 10-32 x 1 3/8 SOC C/S BLK | 2 |

| ITEM | NUMBER | DESCRIPTION | QTY |
|------|-----------|----------------------------|-----|
| 7 | 501750 | CONTROL ARM CLAMP | 1 |
| 8 | 261204 | #10 AN WASHER .063 | 1 |
| 9 | 561000-QU | 3/4" INSERT PLUG .083 | 2 |
| 10 | 281105 | 10-32 x 3/8 PAN PHIL | 4 |
| 5-8 | 920713 | CONTROL ARM CLAMP ASSEMBLY | |

INTEGRAL CONTROL SYSTEM (QUICKIE V100[P100])



NOTE: INTEGRAL CONTROL SYSTEM SHOWN MOUNTED ON P100 FRAME. MOUNTING ON P110 FRAME IS DIFFERENT.

Drawing shows right side mount

P100X33C

| ITEM | NUMBER | DESCRIPTION | QTY |
|------|--------|---------------------------------------|-----|
| 1 | 920265 | INTEGRAL CONTROLLER P120 | 1 |
| 2 | 561003 | 3/4" SADDLE THIN | 3 |
| 3 | 520531 | JOYSTICK MOUNT TUBE P120 | 1 |
| 4 | 560762 | 3/4" INSERT PLUG .065 | 2 |
| 5 | 455066 | #10 AN WASHER .063 SS | 3 |
| 6 | 230494 | M5-30 BTTN HD SOC C/S BLK | 3 |
| 7 | 920611 | INTERCONNECT BOX MED CABLE (16") | 1 |
| | 920612 | INTERCONNECT BOX LONG CABLE (18"-20") | |

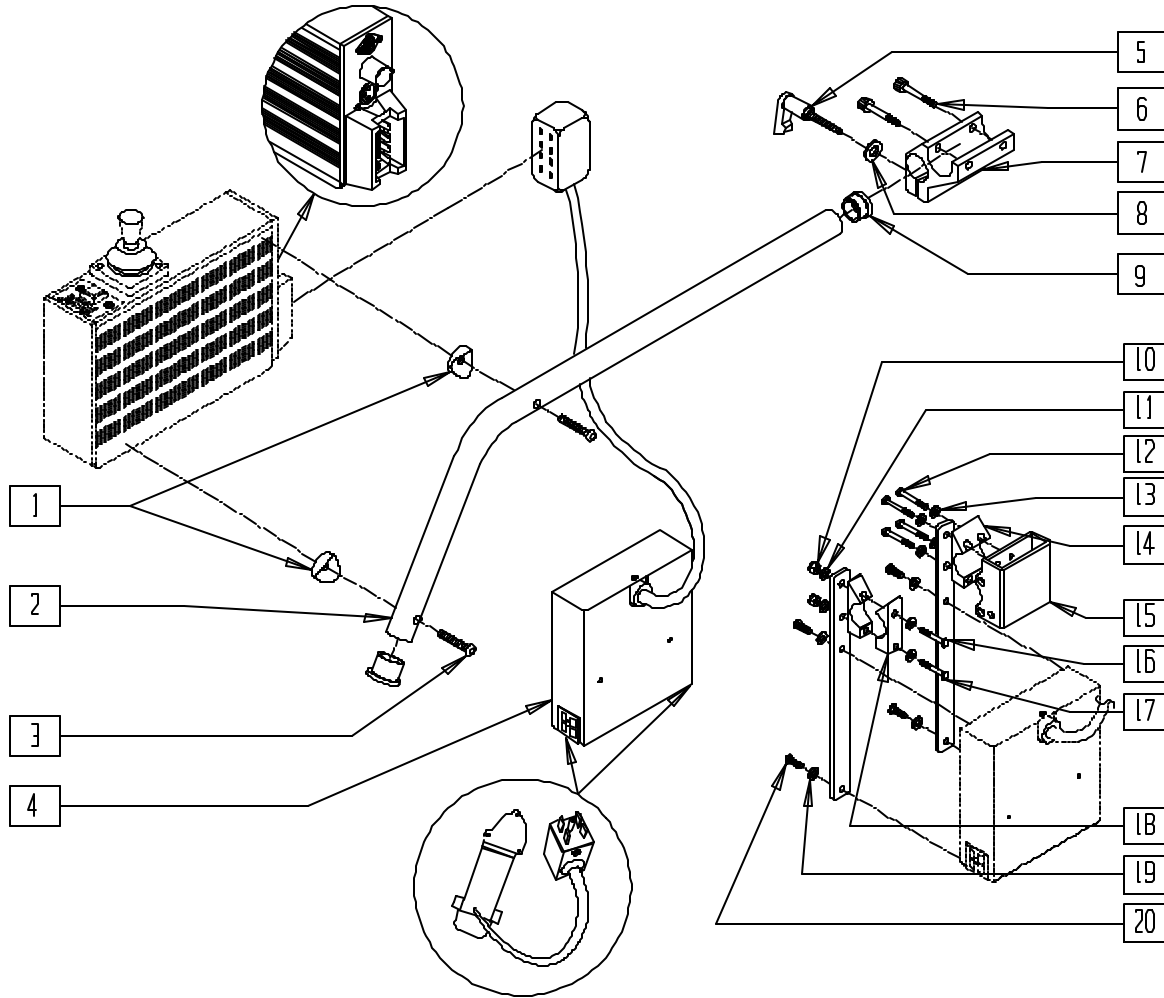
| ITEM | NUMBER | DESCRIPTION | QTY |
|------|-------------------|----------------------------------|-----|
| 8 | 349024 | HANDLE 10-32 x 3/4 C/A P1/P3/P5 | 1 |
| 9 | 226037 | 10-32 x 1 3/8 SOC C/S BLK | 2 |
| 10 | 501750 | CONTROL ARM CLAMP | 1 |
| 11 | 261204 | #10 AN WASHER .063 | 1 |
| 12 | 281105 | 10-32 x 3/8 PAN PHIL | 4 |
| 1-6 | 920416, 920417 | CONTROL INTEGRAL W/ARM P120 (EA) | |
| 8-11 | 920713 | CONTROL ARM CLAMP ASSEMBLY | |

INTERCONNECT BOX REFERENCE GUIDE

| CHAIR | WIDTH | P/N | CABLE LENGTH |
|-------|-------|--------|--------------|
| P100 | 16" | 920611 | MED. |
| P100 | 18" | 920612 | LONG |
| P100 | 19" | 920612 | LONG |
| P100 | 20" | 920612 | LONG |

INTEGRAL CONTROL SYSTEM (QUICKIE P110/P110 PEDIATRIC)

(Discontinued 1/99 - parts only)



Drawing shows right side

P100X48

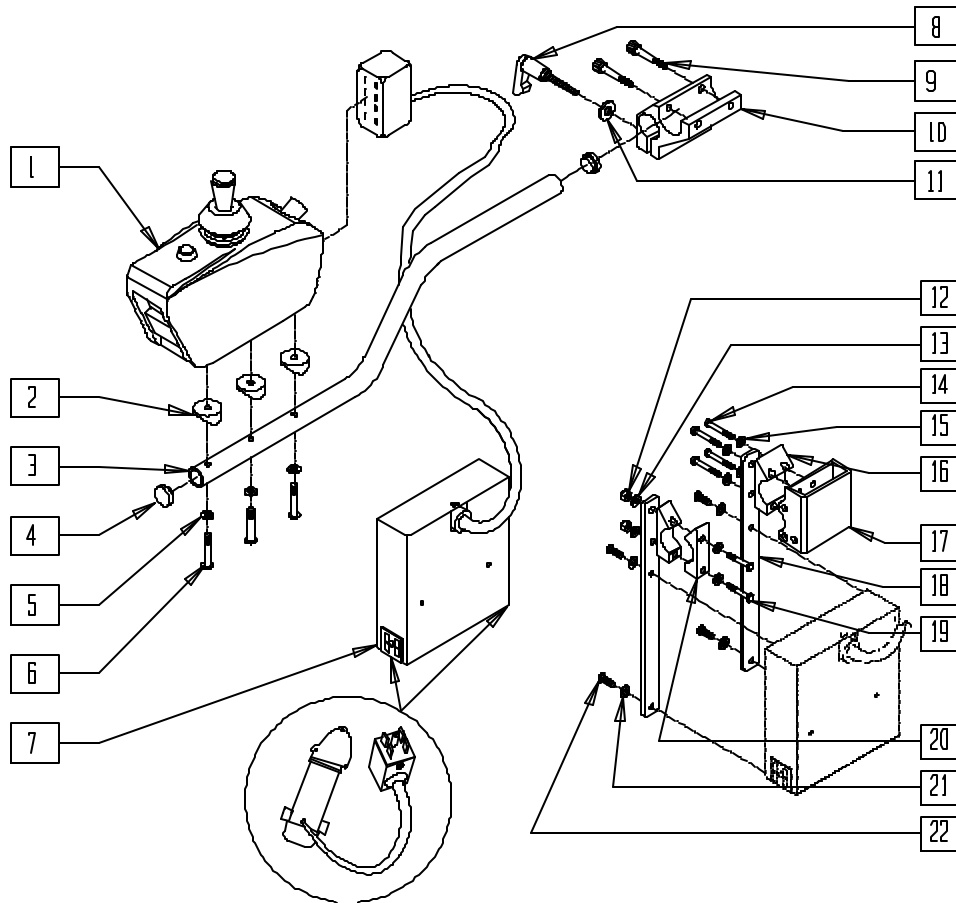
| ITEM | NUMBER | DESCRIPTION | QTY |
|------|-----------|-------------------------------|-----|
| 1 | 561003 | 3/4" SADDLE THIN | 3 |
| 2 | 521770 | P100 NON REMOTE TUBE | 1 |
| 3 | 281143 | 10-32 x 1 1/8 PAN PHIL | 2 |
| 4 | 920236 | INTER CONNECT BOX P100 | 1 |
| 5 | 349024 | HNDL 10-32 x 3/4 C/A P1/P3/P5 | 1 |
| 6 | 226037 | 10-32 x 1 3/8 SOC C/S BLK | 2 |
| 7 | 501750 | CONTROL ARM CLAMP | 1 |
| 8 | 261204 | #10 AN WASHER .063 | 1 |
| 9 | 561000 | 3/4" INSERT PLUG .083 | 2 |
| 10 | 201110 | 1/4-28 NYLOCK NUT | 2 |
| 11 | 262100-QU | 1/4 AN WASHER FLAT | 2 |
| 12 | 221127 | 1/4-28 x 1 3/8 HEX C/S | 4 |

| ITEM | NUMBER | DESCRIPTION | QTY |
|-------------------|-----------|-----------------------------|-----|
| 13 | 262100-QU | 1/4 AN WASHER FLAT | 4 |
| 14 | 550490 | HT ADJ REC CLAMP 4 HOLE | 1 |
| 15 | 880230 | HT ADJ REC STD W/O CLAMP | 1 |
| 16 | 505735 | CONTROLLER BRKT P110 | 2 |
| 17 | 221192 | 1/4-28 x 2 G8 HEX C/S | 2 |
| 18 | 550256 | CLAMP ADJ FL STD | 2 |
| 19 | 267340 | #10 WASHER INT LOCK ZN | 4 |
| 20 | 281105 | 10-32 x 3/8 PAN PHIL | 4 |
| 5-8 | 920713 | CONTROL ARM CLAMP ASSEMBLY | |
| 10,11 16-18,20 | 920714 | CONTROLLER BRKT W/HDWR P110 | |

NOTE: WHEN USING FLIP-BACK ARM, ITEMS 14 AND 15 ARE REPLACED BY ITEM 18 (QUANTITY OF 2).

INTEGRAL CONTROL SYSTEM (QUICKIE P110/P110 PEDIATRIC)

(Discontinued 6/30/00 - parts only)



Drawing shows right side

P100X48A

| ITEM | NUMBER | DESCRIPTION | QTY |
|------|--------|--|-----|
| 1 | 920265 | INTEGRAL CONTROLLER P120 | 1 |
| 2 | 561003 | 3/4" SADDLE THIN | 3 |
| 3 | 520531 | JOYSTICK MOUNT TUBE P120 | 1 |
| 4 | 560762 | 3/4" INSERT PLUG .065 | 2 |
| 5 | 455066 | #10 AN WASHER .063 SS | 3 |
| 6 | 230494 | M5-30 BTTN HD SOC C/S BLK | 3 |
| 7 | 920610 | INTERCONNECT BOX SHORT CABLE (P110) | 1 |
| | 920612 | INTERCONNECT BOX LONG CABLE (P110 PEDIATRIC) | 1 |
| 8 | 349024 | HNDL 10-32 x 3/4 C/A P1/P3/P5 | 1 |
| 9 | 226037 | 10-32 x 1 3/8 SOC C/S BLK | 2 |
| 10 | 501750 | CONTROL ARM CLAMP | 1 |
| 11 | 261204 | #10 AN WASHER .063 | 1 |
| 12 | 201110 | 1/4-28 NYLOCK NUT | 2 |

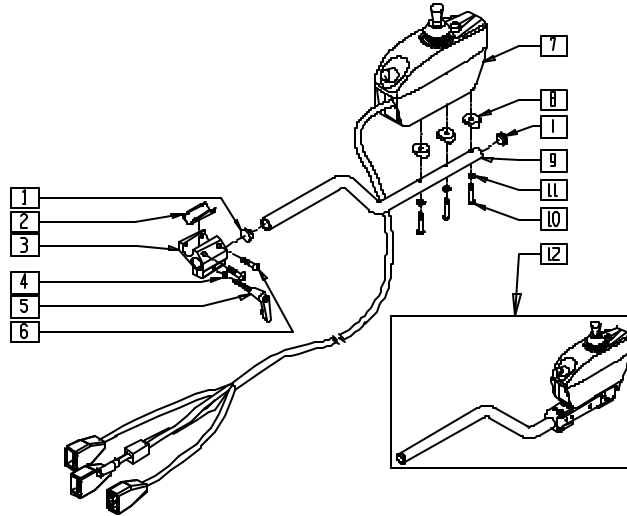
| ITEM | NUMBER | DESCRIPTION | QTY |
|-------------------|-----------|---------------------------------|-----|
| 13 | 262100-OU | 1/4 AN WASHER FLAT | 2 |
| 14 | 221127 | 1/4-28 x 1 3/8 HEX C/S | 4 |
| 15 | 262100-OU | 1/4 AN WASHER FLAT | 4 |
| 16 | 550490 | HT ADJ REC CLAMP 4 HOLE | 1 |
| 17 | 880230 | HT ADJ REC STD W/O CLAMP | 1 |
| 18 | 505735 | CONTROLLER BRKT P110 | 2 |
| 19 | 221192 | 1/4-28 x 2 G8 HEX C/S | 2 |
| 20 | 550256 | CLAMP ADJ FL STD | 2 |
| 21 | 267340 | #10 WASHER INT LOCK ZN | 4 |
| 22 | 281105 | 10-32 x 3/8 PAN PHIL | 4 |
| 1-6 | 920416 | CNTRL INTGRAL W/ARM R P120/P1'S | |
| 8-11 | 920713 | CONTROL ARM CLAMP ASSEMBLY | |
| 12,13 18-20,22 | 920714 | CONTROLLER BRKT W/HDWR P110 | |

NOTE: WHEN USING FLIP-BACK ARM, ITEMS 16 AND 17 ARE REPLACED BY ITEM 20 (QUANTITY OF 2).

INTERCONNECT BOX REFERENCE GUIDE

| CHAIR | WIDTH | P/N | CABLE LENGTH |
|-------|-------|--------|--------------|
| P110 | 14" | 920612 | LONG |
| P110 | 16" | 920610 | SHORT |
| P110 | 18" | 920610 | SHORT |

INTEGRAL CONTROL SYSTEM (QUICKIE S-525)



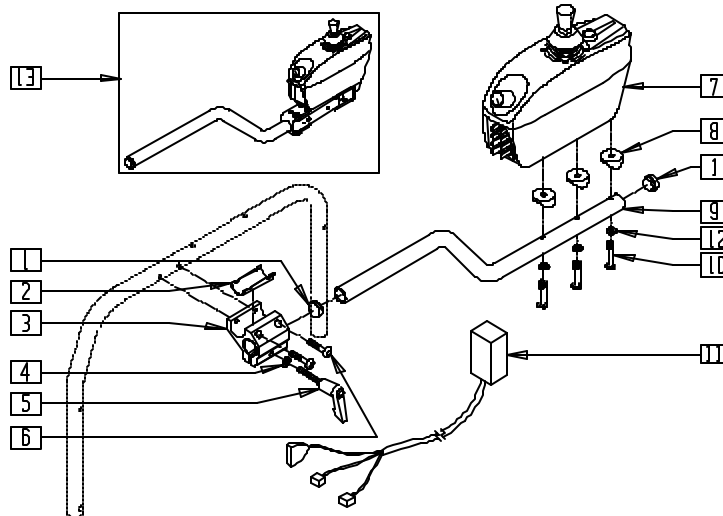
S525X29A

| ITEM | NUMBER | DESCRIPTION | QTY |
|------|--------|-------------------------------------|-----|
| 1 | 560762 | 3/4" INSERT PLUG .065 | 2 |
| 2 | 483114 | CONTROLLER SHIM P120 | 1 |
| 3 | 501750 | CONTROL ARM CLAMP | 1 |
| 4 | 261204 | #10 AN WASHER .063 | 1 |
| 5 | 349024 | HANDLE 10-32 x 3/4 C/A P1/P3/P5 | 1 |
| 6 | 226037 | 10-32 x 1 3/8 SOC C/S BLK | 2 |
| 7 | 910100 | INTEGRAL CONTROLLER PILOT 40 A S525 | 1 |
| | 910101 | INTEGRAL CONTROLLER PILOT 50 A S525 | |
| 8 | 561003 | 3/4" SADDLE THIN | 3 |

| ITEM | NUMBER | DESCRIPTION | QTY |
|------|----------------|-----------------------------------|-----|
| 9 | 520531 | JOYSTICK MOUNT TUBE P120 | 1 |
| 10 | 230494 | M5-30 BUTTON HD SOC C/S BLK | 3 |
| 11 | 455066-QU | #10 AN WASHER .063 SS | 3 |
| 12 | 920602, 920603 | S/A INTGRL CNTRL 40A S525(EA) | 1 |
| | 920604, 920605 | S/A INTGRL CNTRL 50A S525(EA) | |
| 1-11 | 920630, 920631 | INTGRL CONTROLLER 40 A W/ARM S525 | 1 |
| | 920632, 920633 | INTGRL CONTROLLER 50A W/ARM S525 | |

* FOR SWING-AWAY ARM ASSEMBLY OR PARTS, SEE SWING-AWAY RETRACTABLE JOYSTICK HARDWARE (INTEGRAL CONTROLLER) ON PAGE 15.8.

INTEGRAL CONTROL SYSTEM (QUICKIE V-121[P120])



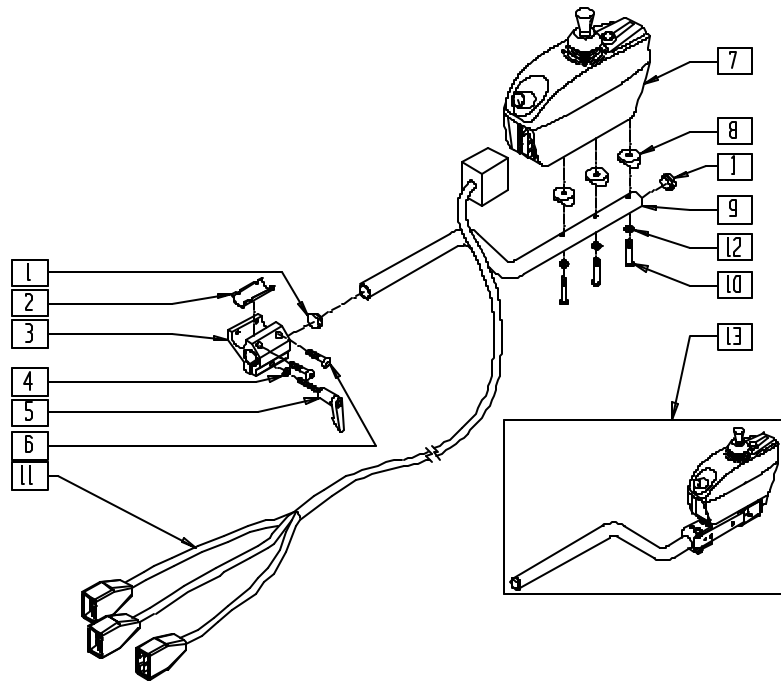
P900X05A

| ITEM | NUMBER | DESCRIPTION | QTY |
|------|--------|-------------------------------|-----|
| 1 | 560762 | 3/4" INSERT PLUG .065 | 2 |
| 2 | 483114 | CONTROLLER SHIM P120 | 1 |
| 3 | 501750 | CONTROL ARM CLAMP | 1 |
| 4 | 261204 | #10 AN WASHER .063 | 1 |
| 5 | 349024 | HNDL 10-32 x 3/4 C/A P1/P3/P5 | 1 |
| 6 | 226037 | 10-32 x 1 3/8 SOC C/S BLK | 2 |
| 7 | 920265 | INTEGRAL CONTROLLER P120 | 1 |
| 8 | 561003 | 3/4" SADDLE THIN | 3 |

| ITEM | NUMBER | DESCRIPTION | QTY |
|-----------|----------------|-----------------------------------|-----|
| 9 | 520531 | JOYSTICK MOUNT TUBE P120 | 1 |
| 10 | 230494 | M5-30 BTTN HD SOC C/S BLK | 3 |
| 11 | 139010 | CONTROLLER HARNESS P120 | 1 |
| 12 | 455066 | #10 AN WASHER .063 SS | 3 |
| 13 | 920613, 920614 | S/A INT CNTRL W/ARM P1/P110 (EA) | 1 |
| 1,7,10,12 | 920416, 920417 | CNTRL INTGRL W/ARM P120/P1'S (EA) | 1 |

NOTE: ITEM 2 NOT USED WITH HEIGHT-ADJUSTABLE FLIP-BACK ARMREST.
 * FOR SWING-AWAY ARM ASSEMBLY OR PARTS, SEE SWING-AWAY RETRACTABLE JOYSTICK HARDWARE (INTEGRAL CONTROLLER) ON PAGE 15.8.

INTEGRAL CONTROL SYSTEM (QUICKIE V-521)



V5210X15

| ITEM | NUMBER | DESCRIPTION | QTY |
|------|--------|--|-----|
| 1 | 560762 | 3/4" INSERT PLUG .065 | 2 |
| 2 | 483114 | CONTROLLER SHIM P120 | 1 |
| 3 | 501750 | CONTROL ARM CLAMP | 1 |
| 4 | 261204 | #10 AN WASHER .063 | 1 |
| 5 | 349024 | HANDLE 10-32 x 3/4 C/A P1/P3/P5 | 1 |
| 6 | 226037 | 10-32 x 1 3/8 SOC C/S BLK | 2 |
| 7 | 910114 | INTEGRAL CONTROLLER PILOT 50 A V521 | 1 |
| 8 | 561003 | 3/4" SADDLE THIN | 3 |

| ITEM | NUMBER | DESCRIPTION | QTY |
|---------|-------------------|-------------------------------------|-----|
| 9 | 520531 | JOYSTICK MOUNT TUBE P120 | 1 |
| 10 | 230494 | M5-30 BUTTON HD SOC C/S BLK | 3 |
| 11 | 139452 | HARNESS CONTROLLER | 1 |
| 12 | 455066-OU | #10 AN WASHER .063 SS | 3 |
| 13 | 920648, 920649 | REMOTE S/A ARM ASSM V521 (EA) | 1 |
| 1-10,12 | 920650, 920651 | INTGRL CONTROLLER 50A W/ARM V521 | |

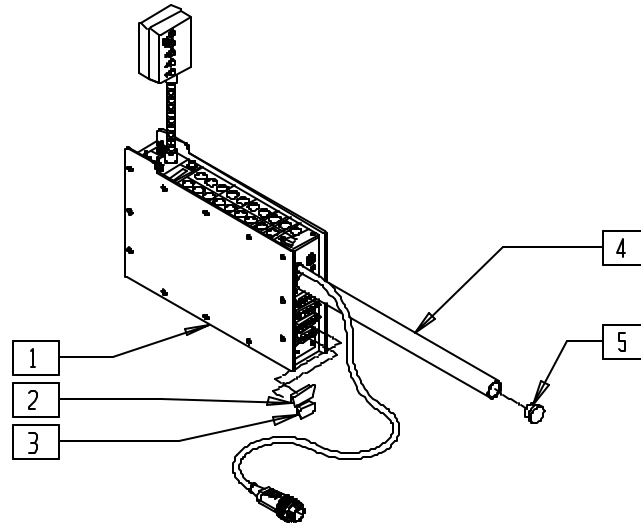
* FOR SWING-AWAY ARM ASSEMBLY OR PARTS, SEE SWING-AWAY RETRACTABLE JOYSTICK HARDWARE (INTEGRAL CONTROLLER) ON PAGE 15.8.

Specialty Controls (Dufco and LaBac™)

IN THIS SECTION

| | | | |
|--|------|--|-------|
| Dufco Multimode Interface Armrest Mount with Display..... | 16.1 | Dufco Non-proportional Triswitch Control/ Stand Alone..... | 16.8 |
| Dufco Multimode Interface Remote Mount without Display..... | 16.1 | Dufco Multimode Scanner | 16.8 |
| Dufco Varibrite™ Mode Display Frame Mount | 16.2 | LaBac™ Mounting Kit..... | 16.9 |
| Dufco Varibrite™ Mode Display Armrest Mount | 16.2 | Mounting Hardware | 16.10 |
| Dufco Breath Actuator..... | 16.3 | Mounting Hardware (Quickie Power Recline System - P210) | 16.10 |
| Breath Tube Kit..... | 16.3 | Armrest Mounting Bracket | 16.11 |
| Breath Control (Power Recline System - P210) | 16.4 | Dufco Power Recline Interface | 16.11 |
| Dufco Sensitouch™ Breath Tube Kit..... | 16.4 | Dufco Power Recline Interface (Quickie Power Recline System -P210) | 16.12 |
| Dufco Sensitouch™ Breath Tube Kit (Quickie Power Recline System) | 16.5 | Battery Interconnect..... | 16.12 |
| Triswitch Display/Armrest Mount | 16.5 | Dufco Dual Recline Interface Adapter | 16.12 |
| Dufco Sensitouch™ Breath Actuator | 16.6 | Dufco Switch Output Cable | 16.13 |
| Dufco Four Input Adapter | 16.6 | Dufco Switch Output Controller | 16.13 |
| Dufco Scanner Display | 16.6 | Dufco X-10 Controller | 16.13 |
| Actuator Head Switch Control | 16.7 | Dufco Attendant Wheelchair Control | 16.14 |
| Dufco Triswitch Input Controller..... | 16.7 | Dufco Patient Sentinel (Disc.)..... | 16.14 |

DUFECO MULTIMODE INTERFACE ARMREST MOUNT WITH DISPLAY

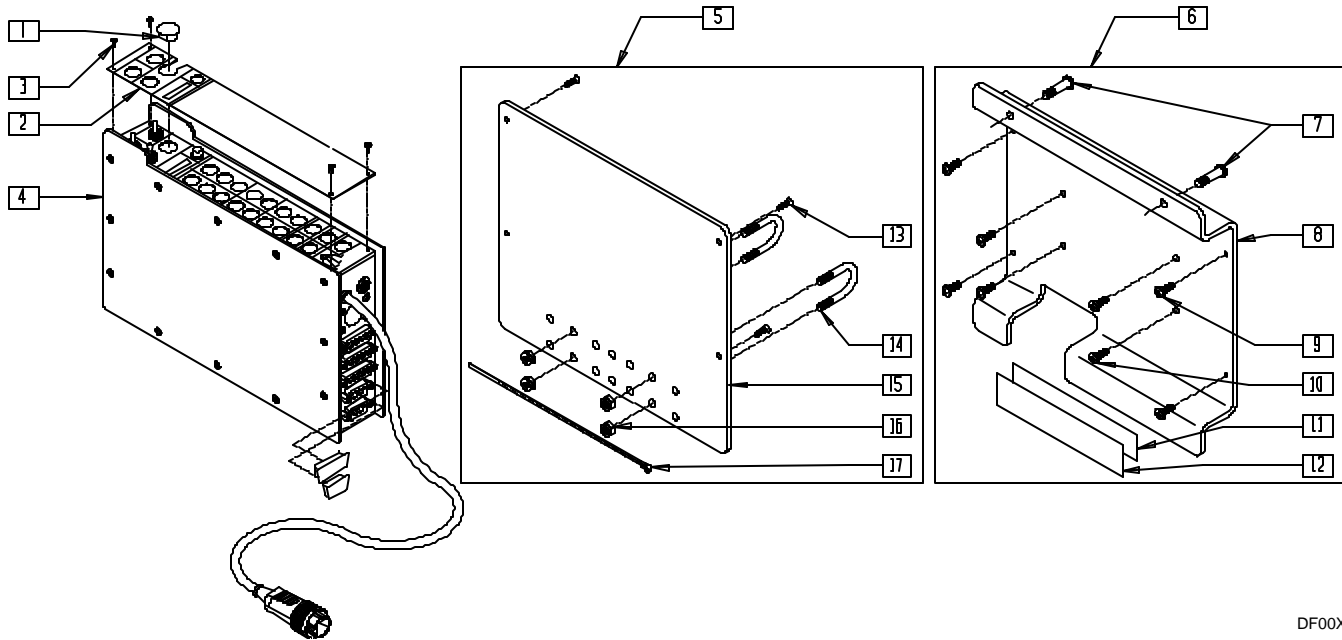


DF00X15

| ITEM | NUMBER | DESCRIPTION | QTY |
|------|--------|------------------------------|-----|
| 2 | 138607 | STATIC PROTECTIVE CAP DCC-02 | 1 |
| 3 | 138606 | STATIC PROTECTIVE CAP DCC-01 | 1 |
| 5 | 560730 | HOLE PLUG 1/4 BLK | 1 |

| ITEM | NUMBER | DESCRIPTION | QTY |
|------|---------|------------------------------------|-----|
| 1-5 | D3470-1 | MULTIMODE ARM W/DISPLAY P2/P3/P5 | |
| | D3470-2 | MULTIMODE (DM60) (ARM W/O DISPLAY) | |
| | D3420-1 | MULTIMODE (Z60) (ARM W/DISPLAY) | |
| | D3420-2 | MULTIMODE (Z60) (ARM W/O DISPLAY) | |

DUFECO MULTIMODE INTERFACE REMOTE MOUNT WITHOUT DISPLAY

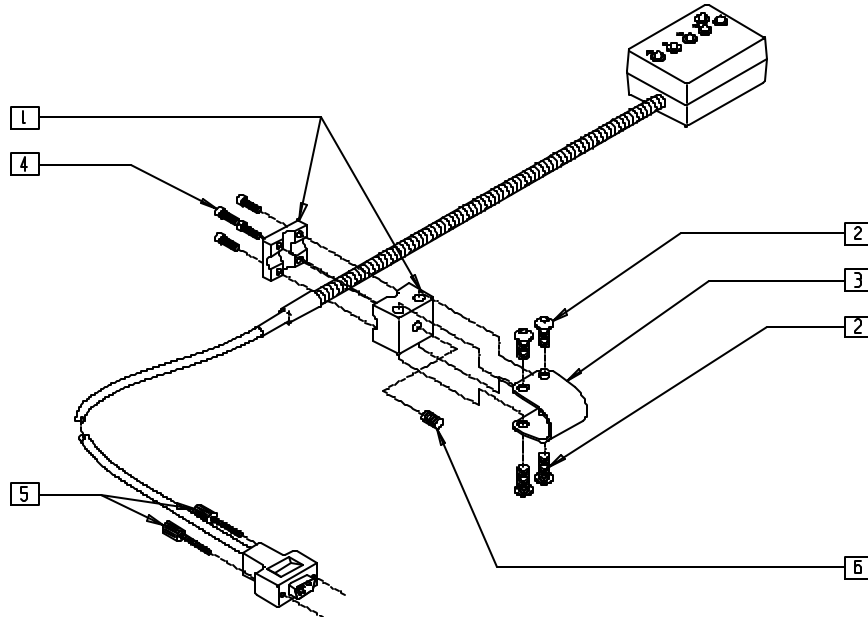


DF00X17A

| ITEM | NUMBER | DESCRIPTION | QTY |
|------|---------|-------------------------------------|-----|
| 1 | 560732 | HOLE PLUG 3/8 BLK | 1 |
| 2 | D3458-1 | TOP PANEL COVER W/SS | 1 |
| 3 | 281011 | 2-56 x 1/8 PAN PHIL M/S BLK | 4 |
| 2,3 | D3458 | TOP PANEL COVER ASSM (3458) | |
| 1,4 | D3470-3 | MULTIMODE (DM60) REMOTE W/O DISPLAY | |
| | D3420-3 | MULTIMODE (Z60) REMOTE W/O DISPLAY | |
| 5 | D3439-4 | INTER MOUNT W/O RCLR QUICKIE | 1 |
| 6 | D3439-6 | INTER MOUNT KIT PRS | 1 |
| 7 | 226110 | 1/4-28 x 1 BH C/S | 2 |

| ITEM | NUMBER | DESCRIPTION | QTY |
|------|--------|----------------------------|-----|
| 8 | 504022 | MULTIMODE BRKT PRS | 1 |
| 9 | 281066 | 6-32 x 1/2 PAN PHIL M/S ZN | 4 |
| 10 | 281110 | 10-32 x 1/2 PAN PHIL | 4 |
| 11 | 138140 | ADHESIVE MOUNT 1" MALE | 1 |
| 12 | 138141 | ADHESIVE MOUNT 1" FEMALE | 1 |
| 13 | 281068 | 6-32 x 1/2 FH PHIL M/S BLK | 4 |
| 14 | D3624 | U-BOLT (3439/3622) | 2 |
| 15 | D3478 | ADAPTER PLATE (3439) | 1 |
| 16 | 201132 | 1/4-20 HEX NUT KEP ZINC | 4 |
| 17 | 560414 | WIRE TIE T-5B | 1 |

DUFKO VARIBRITE™ MODE DISPLAY FRAME MOUNT

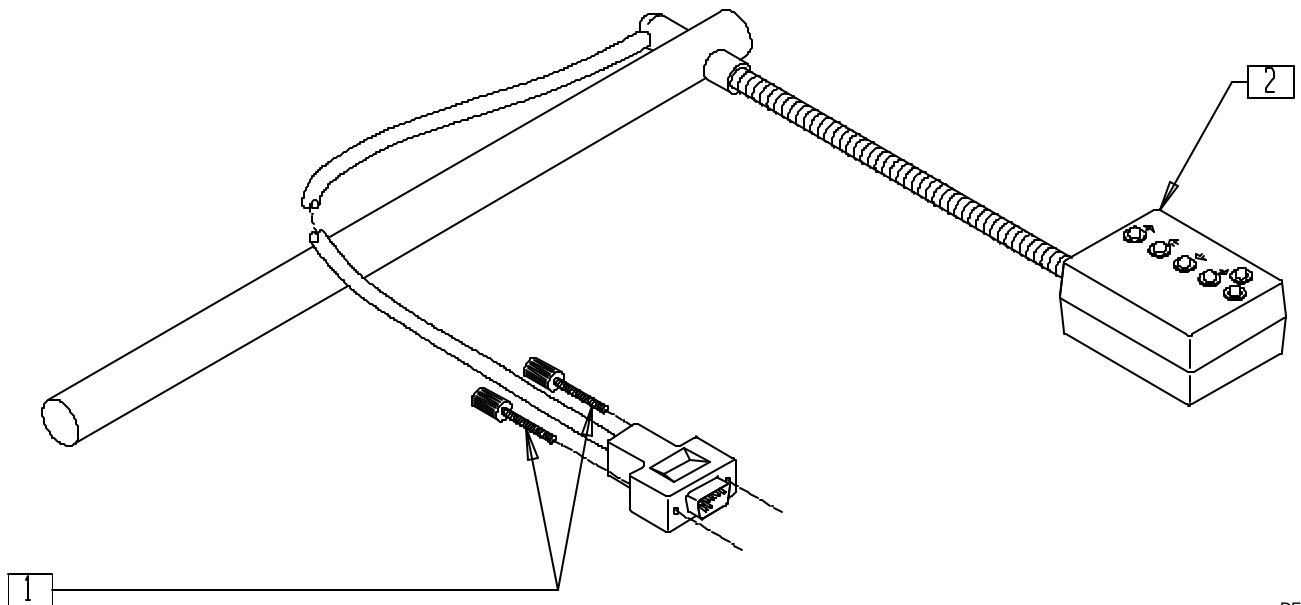


DF00X13

| ITEM | NUMBER | DESCRIPTION | QTY |
|------|--------|-----------------------------|-----|
| 1 | D2777 | GOOSENECK BLOCK (2775) MTNG | 1 |
| 2 | 226073 | 1/4-20 x 1/2 BH C/S SS | 4 |
| 3 | D2647 | SHORT STRAP (2611/2775) | 1 |
| 4 | 226000 | 6-32 x 3/8 SOC C/S SST | 4 |

| ITEM | NUMBER | DESCRIPTION | QTY |
|------|---------|---------------------------------|-----|
| 5 | 138108 | SCREW THUMB 748627-20 | 2 |
| 6 | 225103 | 1/4-20 x 3/8 SET SCR | 1 |
| 1-6 | D2775-3 | MD DUF MODE DISPLAY FRAME MOUNT | |

DUFKO VARIBRITE™ MODE DISPLAY ARMREST MOUNT

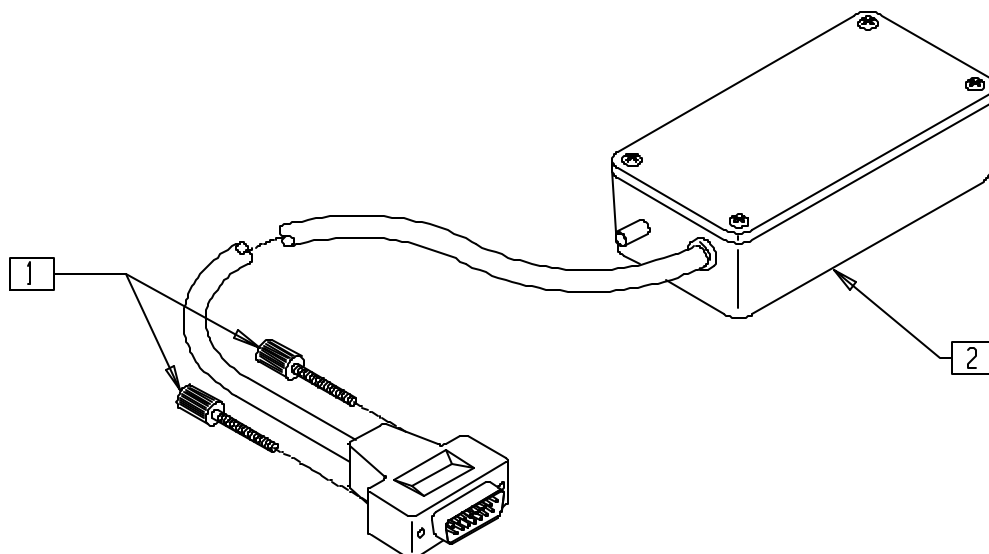


DF00X12

| ITEM | NUMBER | DESCRIPTION | QTY |
|------|--------|-----------------------|-----|
| 1 | 138108 | SCREW THUMB 748627-20 | 2 |

| ITEM | NUMBER | DESCRIPTION | QTY |
|------|---------|-------------------------------|-----|
| 1,2 | D2775-4 | MD DUF MODE DISPLAY ARM MOUNT | |

DUFKO BREATH ACTUATOR



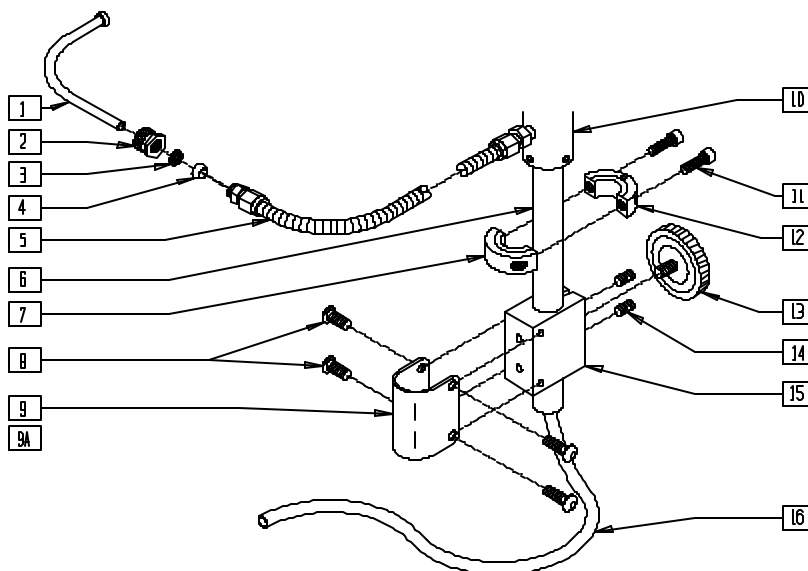
DF00X36

| ITEM | NUMBER | DESCRIPTION | QTY |
|------|--------|-----------------------|-----|
| 1 | 138108 | SCREW THUMB 748627-20 | 2 |

| ITEM | NUMBER | DESCRIPTION | QTY |
|------|--------|--------------------|-----|
| 1,2 | D3365 | AI BREATH ACTUATOR | |

NOTE: FOR REPLACEMENT ADHESIVE MOUNT, ORDER PART NUMBER 138140 (MALE) OR 138141 (FEMALE).

BREATH TUBE KIT

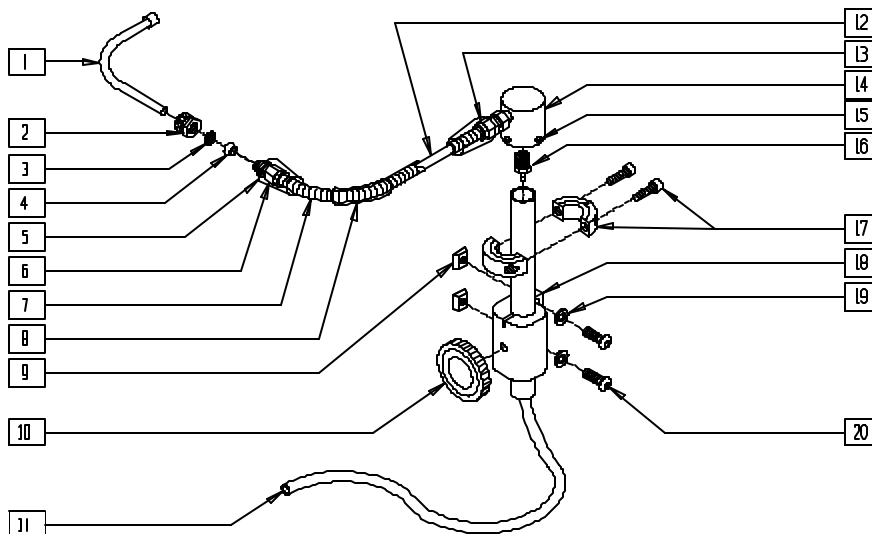


DF00X01

| ITEM | NUMBER | DESCRIPTION | QTY |
|---------|--------|---------------------------------|-----|
| 1 | D2427 | MOUTHPIECE (2422-2) | 1 |
| 2 | 200020 | NUT KNURLED NY-402-1K | 1 |
| 3 | 270012 | TUBE FITTING (BACK FERRULE) | 1 |
| 4 | 270010 | TUBE FITTING (FRONT FERRULE) | 1 |
| 6 | D2425 | MOUNTING TUBE (2422) | 1 |
| 8 | 226073 | 1/4-20 x 1/2 BH C/S SS | 4 |
| 9 | D2641 | STRAP CLAMP 7/8" TUBING | 1 |
| 9A | D2638 | STRAP CLAMP 1" TUBING | 1 |
| 10 | D2424 | GOOSENECK ANGLE CNTR (2422) | 1 |
| 7,11,12 | D2634 | CLLR CLMP (2422/3150/3205/3514) | |

| ITEM | NUMBER | DESCRIPTION | QTY |
|-----------------|---------|---|-----|
| 13 | 138160 | KNOB,KNURLED TORQUE | 1 |
| 14 | 225103 | 1/4-20 x 3/8 SET SCR | 2 |
| 15 | D2649 | BLOCK (2422) | 1 |
| 16 | 134241 | TUBING PVC 3/16 x 5/16 | 1 |
| 1-5 | D2423-2 | BREATH TUBE ASSM | |
| 1-16 | D2422-2 | ACT BREATH TUBE KIT (ATTACHES TO 7/8" TUBING) | |
| 1-8 9A,10-16 | D2422-3 | ACT BREATH TUBE KIT 1" (ATTACHES TO 1" TUBING) | |

BREATH CONTROL (POWER RECLINE SYSTEM - P210)

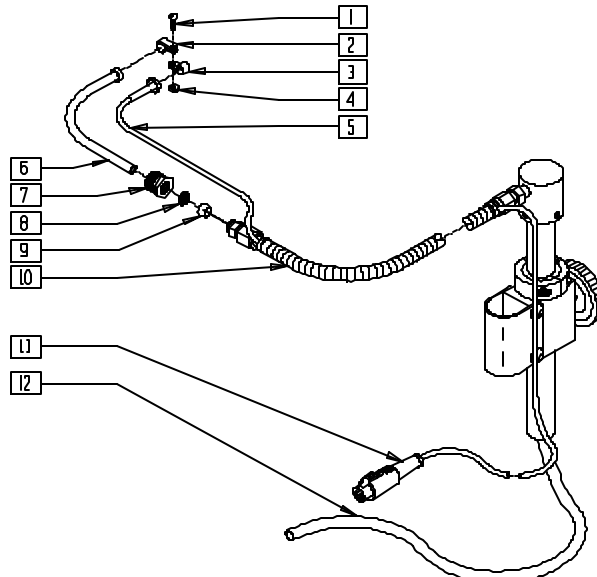


BREATH01

| ITEM | NUMBER | DESCRIPTION | QTY |
|------|-----------|-------------------------------|-----|
| 1 | D2427 | MOUTH PIECE (2422-2) | 1 |
| 2 | 200020 | NUT KNURLED NY-402-1K | 1 |
| 3 | 270012 | TUBE FITTING (BACK FERRULE) | 1 |
| 4 | 270010 | TUBE FITTING (FRONT FERRULE) | 1 |
| 5 | 134234 | HEATSHRINK 1/2 CLR | 1 |
| 9 | 481106-OU | 1/4-28 CHANNEL NUT | 2 |
| 10 | 138160 | KNOB KNURLED TORQUE | 1 |
| 11 | 580061 | PVC TUBE 1/4 x .125 x 36" CLR | 1 |

| ITEM | NUMBER | DESCRIPTION | QTY |
|------|-----------|--------------------------------|-----|
| 14 | 483175 | GOOSENECK ANGLE CONNECTOR | 1 |
| 15 | 225111 | 1/4-20 x 1/4 SET SCRW KNRLD PT | 4 |
| 16 | 562771 | 18-27 NPT TO 1/8 BARB FITTING | 1 |
| 17 | D2634 | CLLR CLMP(2422/3150/3205/3514) | 2 |
| 18 | 504020 | BLOCK ATTACH DUFCO PRS | 1 |
| 19 | 262100-OU | 1/4 AN WASHER FLAT | 2 |
| 20 | 226100 | 1/4-28 x 3/4 BH C/S | 2 |
| 1-5 | D2423-2 | DUFCO BREATH TUBE ASSEMBLY | |
| 1-20 | 139709 | BREATH CONTROL POWER RECLINE | |

DUFCO SENSITOUCH™ BREATH TUBE KIT



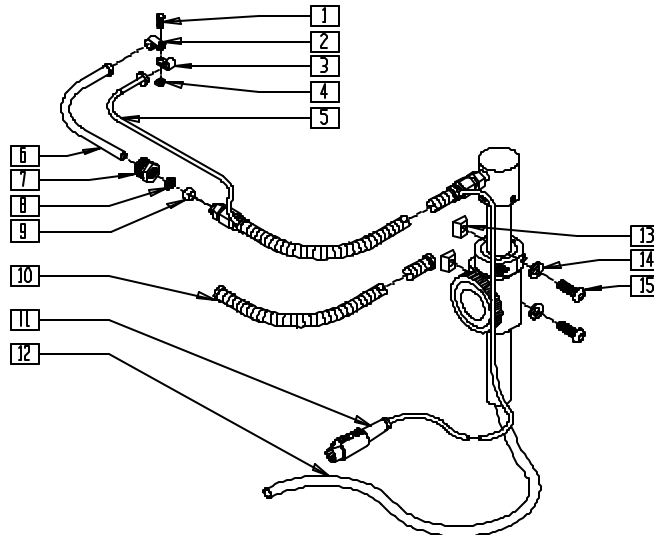
DF00X05

| ITEM | NUMBER | DESCRIPTION | QTY |
|------|--------|--------------------------------|-----|
| 1 | 281108 | 10-32 x 3/8 PAN SLOT M/S NYLON | 1 |
| 2 | 190174 | CABLE CLAMP 1/4 CCN C | 1 |
| 3 | 190173 | CABLE CLAMP 1/8 CCN C | 1 |
| 4 | 200103 | 10-32 NUT NYLON | 1 |
| 6 | D2427 | MOUTHPIECE (2422-2) | 1 |
| 7 | 200020 | NUT KNURLED NY-402-1K | 1 |
| 8 | 270012 | TUBE FITTING (BACK FERRULE) | 1 |
| 9 | 270010 | TUBE FITTING (FRONT FERRULE) | 1 |

| ITEM | NUMBER | DESCRIPTION | QTY |
|--------|----------|---|-----|
| 12 | 134241 | TUBING PVC 3/16 x 5/16 | 1 |
| 1-5,11 | D3495 | PROBE ASSM (2422-2S) | |
| 6-10 | D2423-2 | BREATH TUBE ASSM | |
| 1-12 | D2422-2S | ACT SENSITOUCH BREATH TUBE KIT (3490) (ATTACHES TO 7/8" TUBING) | |
| | D2422-3S | ACT SENSITOUCH BREATH TUBE KIT (3490) (ATTACHES TO 1" TUBING) | |

NOTE: FOR MOUNTING HARDWARE, SEE PAGES 16.10.

DUFCO SENSITOUCH™ BREATH TUBE KIT (QUICKIE POWER RECLINE SYSTEM)

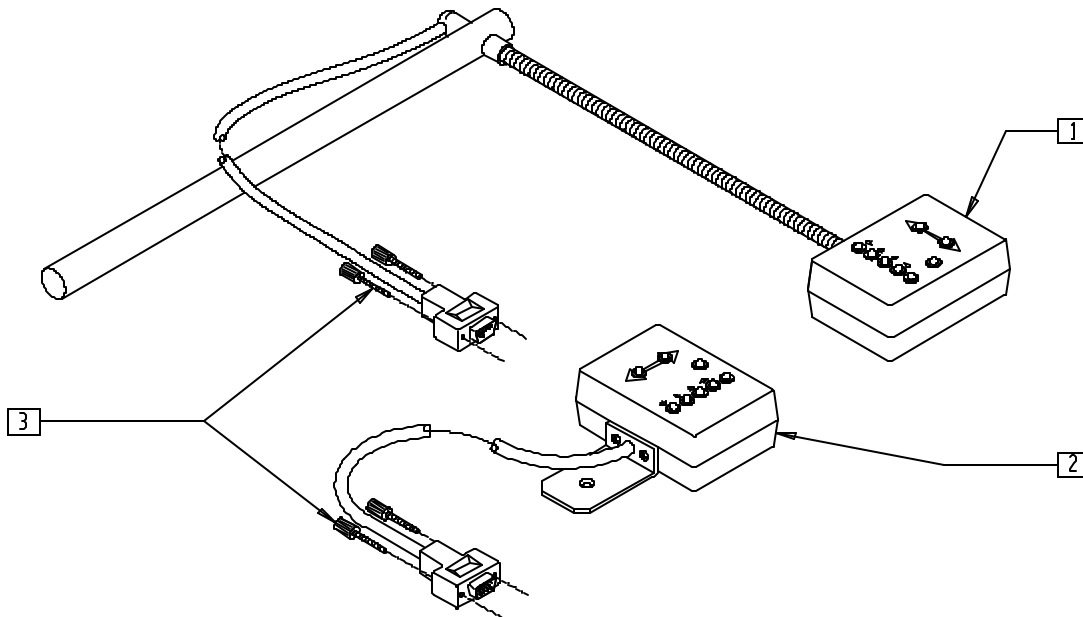


DF00X05A

| ITEM | NUMBER | DESCRIPTION | QTY |
|------|--------|--------------------------------|-----|
| 1 | 281108 | 10-32 x 3/8 PAN SLOT M/S NYLON | 1 |
| 2 | 190174 | CABLE CLAMP 1/4 CCN C | 1 |
| 3 | 190173 | CABLE CLAMP 1/8 CCN C | 1 |
| 4 | 200103 | 10-32 NUT NYLON | 1 |
| 6 | D2427 | MOUTHPIECE (2422-2) | 1 |
| 7 | 270016 | TUBE FITTING (UNION) | 1 |
| 8 | 270012 | TUBE FITTING (BACK FERRULE) | 1 |
| 9 | 270010 | TUBE FITTING (FRONT FERRULE) | 1 |
| 10 | 139225 | WIRE LOOM 3/8 FLEX GUARD | 1 |

| ITEM | NUMBER | DESCRIPTION | QTY |
|-----------|-----------|---------------------------------|-----|
| 12 | 134241 | TUBING PVC 3/16 x 5/16 | 1 |
| 13 | 481106-QU | 1/4-28 CHANNEL NUT | 2 |
| 14 | 262100-QU | 1/4 AN WASHER FLAT | 2 |
| 15 | 226090 | 1/4-28 x 5/8 BH C/S | 2 |
| 1-5,10,11 | D3495 | PROBE ASSM (2422-2S) | |
| 6-10 | D2423-2 | BREATH TUBE ASSM | |
| 1-15 | D2422-4S | ACT SENSITOUCH BRTH TBE KIT PRS | |

TRISWITCH DISPLAY/ARMREST MOUNT

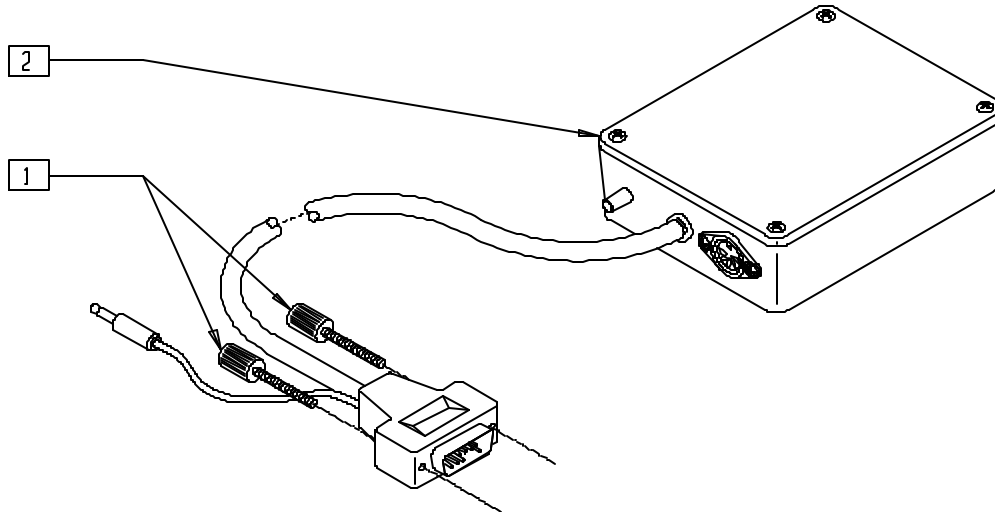


DF00X11

| ITEM | NUMBER | DESCRIPTION | QTY |
|------|---------|---------------------------------------|-----|
| 3 | 138108 | SCREW THUMB 748627-20 | 4 |
| 1,3 | D3460-1 | MD TRISWITCH DISPLAY ARM MOUNT (3450) | |

| ITEM | NUMBER | DESCRIPTION | QTY |
|------|---------|--|-----|
| 1,3 | D3625 | MD TRISWITCH DISPLAY 3610/20 ARM MOUNTING (FOR STAND ALONE SYSTEM) | |
| 2,3 | D3460-2 | MD TRISWITCH DISPLAY (3450) W/O MOUNTING | |

DUFKO SENSITOUCH™ BREATH ACTUATOR



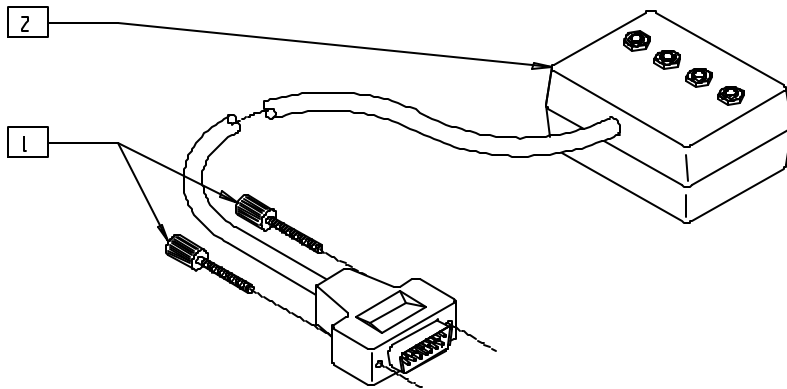
DF00X23

| ITEM | NUMBER | DESCRIPTION | QTY |
|------|--------|-----------------------|-----|
| 1 | 138108 | SCREW THUMB 748627-20 | 2 |

| ITEM | NUMBER | DESCRIPTION | QTY |
|------|--------|-------------------------------|-----|
| 1,2 | D3490 | AI SENSITOUCH BREATH ACTUATOR | |

NOTE: FOR REPLACEMENT ADHESIVE MOUNT, ORDER PART NUMBER 138140 (MALE) OR 138141 (FEMALE).

DUFKO FOUR INPUT ADAPTER



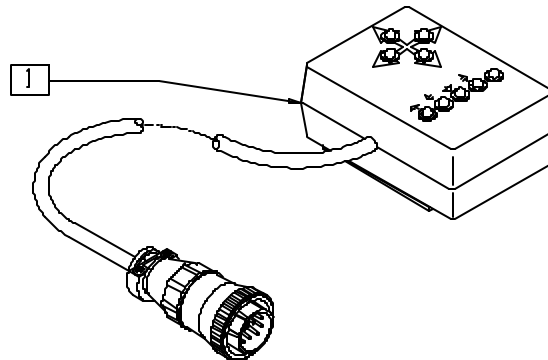
DF00X24

| ITEM | NUMBER | DESCRIPTION | QTY |
|------|--------|-----------------------|-----|
| 1 | 138108 | SCREW THUMB 748627-20 | 2 |

| ITEM | NUMBER | DESCRIPTION | QTY |
|------|--------|-----------------------|-----|
| 1,2 | D3315 | AI FOUR INPUT ADAPTER | |

NOTE: FOR REPLACEMENT ADHESIVE MOUNT, ORDER PART NUMBER 138140 (MALE) OR 138141 (FEMALE).

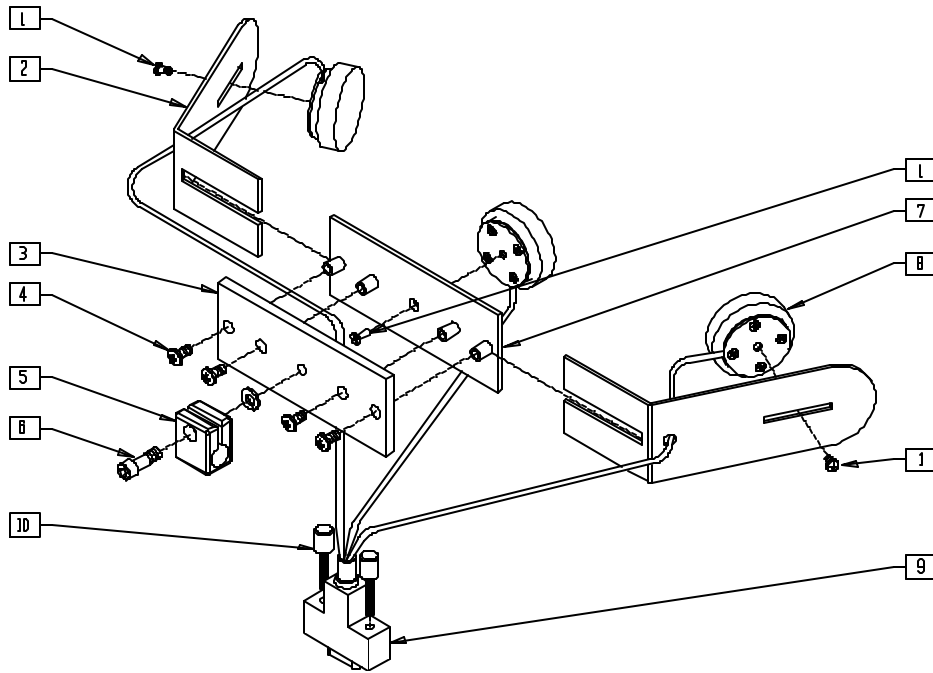
DUFKO SCANNER DISPLAY



DF00X14

| ITEM | NUMBER | DESCRIPTION | QTY |
|------|--------|--------------------------------|-----|
| 1 | D2995 | MD SCANNER DISPLAY (2990/3370) | 1 |

ACTUATOR HEAD SWITCH CONTROL

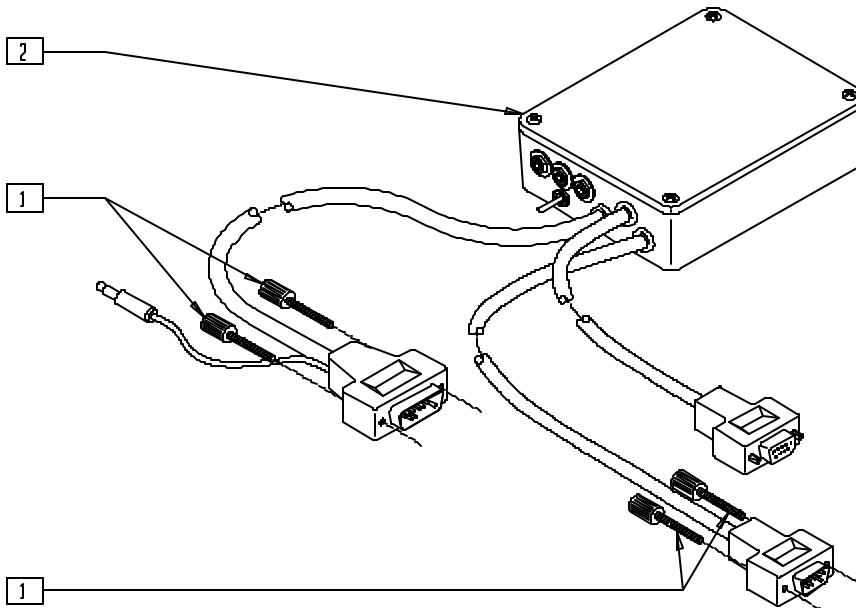


QTX00X33

| ITEM | NUMBER | DESCRIPTION | QTY |
|------|--------|------------------------------|-----|
| 1 | 281060 | 6-32 x 1/4 PAN PHIL M/S ZN | 5 |
| 2 | D3270 | HEADREST-SIDE (3519) | 2 |
| 3 | D3263 | HEADREST MOUNT (3519) | 1 |
| 4 | 281106 | 10-32 x 3/8 PAN PHIL M/S BLK | 4 |
| 5 | D3229 | ROD CLAMP | 1 |

| ITEM | NUMBER | DESCRIPTION | QTY |
|------|--------|-------------------------|-----|
| 6 | 226104 | 1/4-20 x 3/4 SOC C/S SS | 1 |
| 7 | D3264 | HEADREST CENTER (3519) | 1 |
| 10 | 138108 | SCREW THUMB 748627-20 | 2 |
| 1-10 | 139702 | TRI SWTCH HEAD ARRAY | |

DUFCA TRISWITCH INPUT CONTROLLER



DF00X25

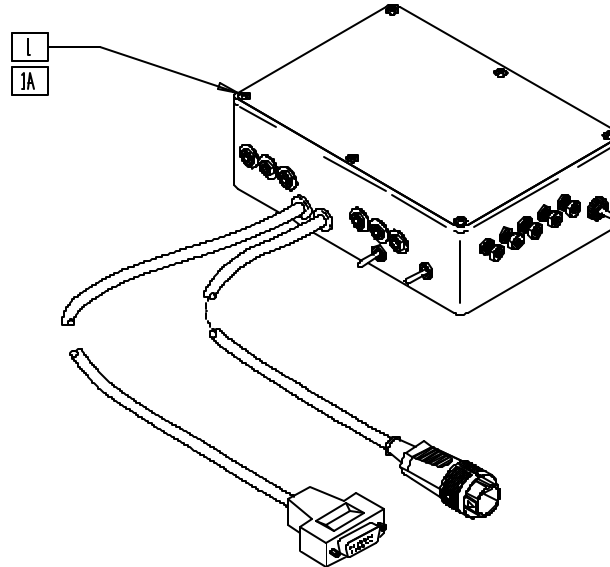
| ITEM | NUMBER | DESCRIPTION | QTY |
|------|--------|-----------------------|-----|
| 1 | 138108 | SCREW THUMB 748627-20 | 4 |

| ITEM | NUMBER | DESCRIPTION | QTY |
|------|--------|-------------------------------|-----|
| 1,2 | D3450 | AI TRISWITCH INPUT CONTROLLER | |

NOTE: FOR REPLACEMENT ADHESIVE MOUNT, ORDER PART NUMBER 138140 (MALE) OR 138141 (FEMALE).

DUFCO NON-PROPORTIONAL TRISWITCH CONTROL/STAND ALONE

(Does not require multimode interface)

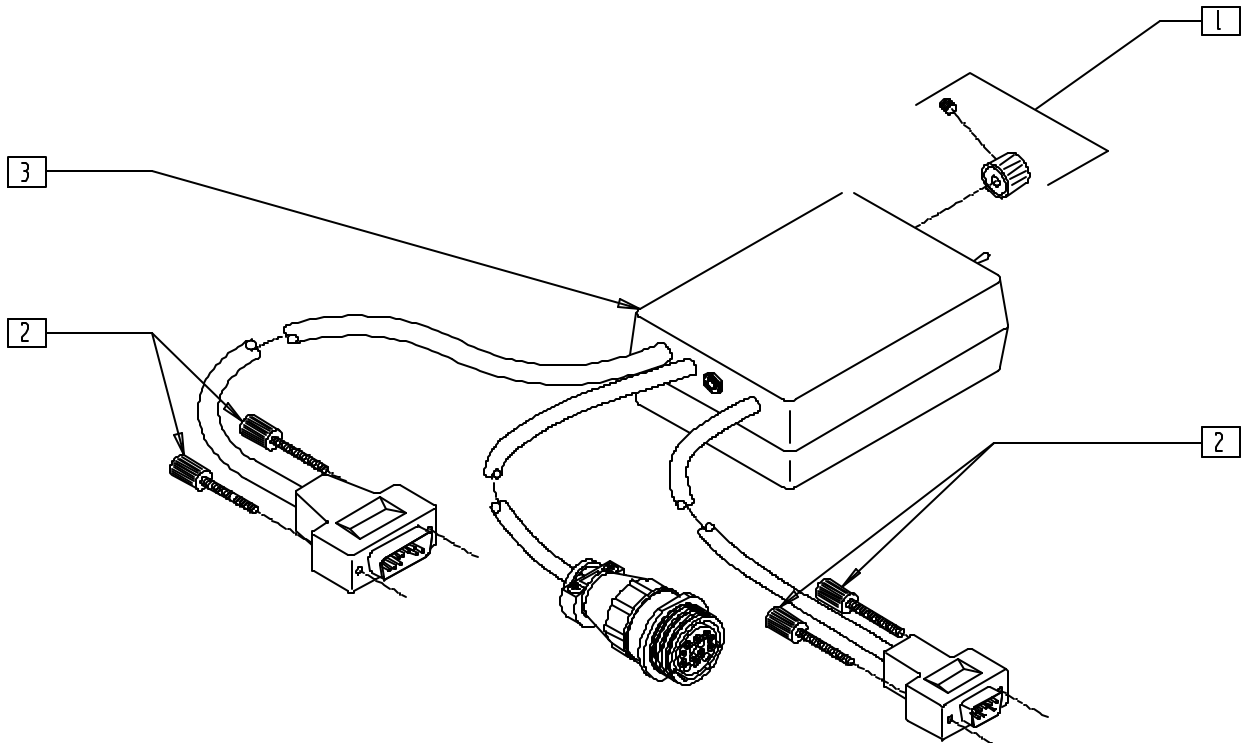


DF00X08

| ITEM | NUMBER | DESCRIPTION | QTY |
|------|--------|-----------------------------|-----|
| 1 | D3620 | AI TRISWITCH CONTROL (DM60) | 1 |

| ITEM | NUMBER | DESCRIPTION | QTY |
|------|--------|----------------------------|-----|
| 1A | D3610 | AI TRISWITCH CONTROL (Z60) | 1 |

DUFCO MULTIMODE SCANNER



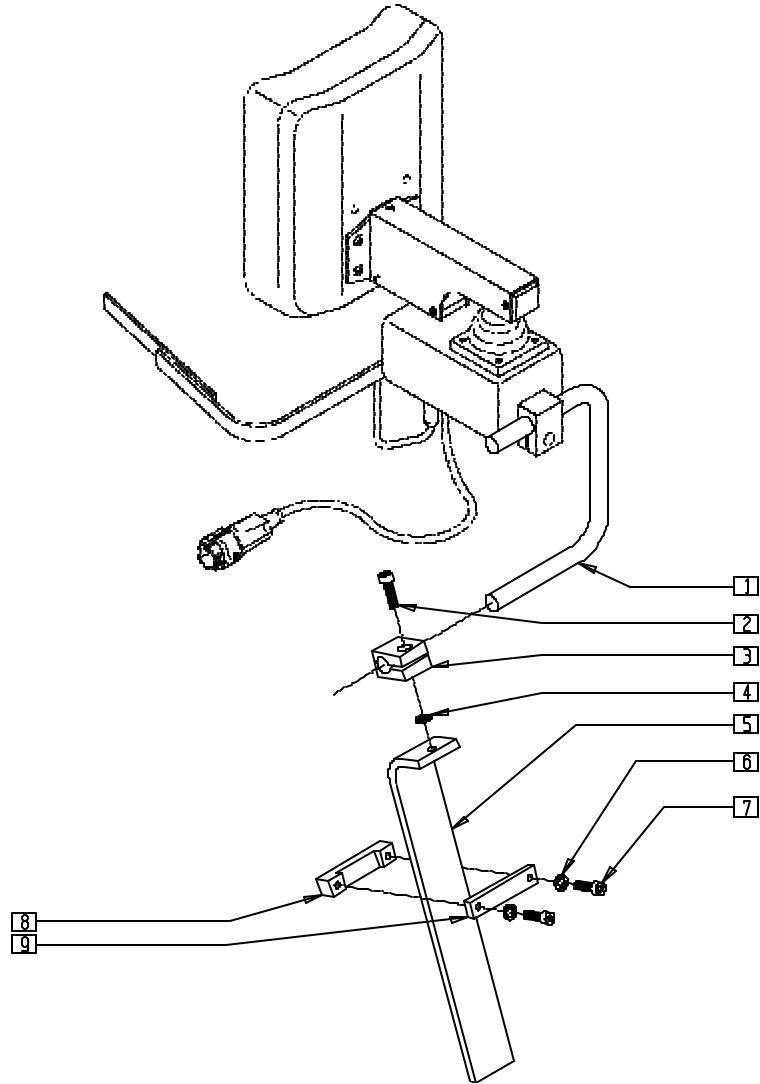
DF00X28

| ITEM | NUMBER | DESCRIPTION | QTY |
|------|--------|-----------------------|-----|
| 2 | 138108 | SCREW THUMB 748627-20 | 4 |

| ITEM | NUMBER | DESCRIPTION | QTY |
|------|--------|----------------------|-----|
| 1,3 | D3370 | AI MULTIMODE SCANNER | |

NOTE: FOR REPLACEMENT ADHESIVE MOUNT, ORDER PART NUMBER 138140 (MALE) OR 138141 (FEMALE).

LABAC™ MOUNTING KIT

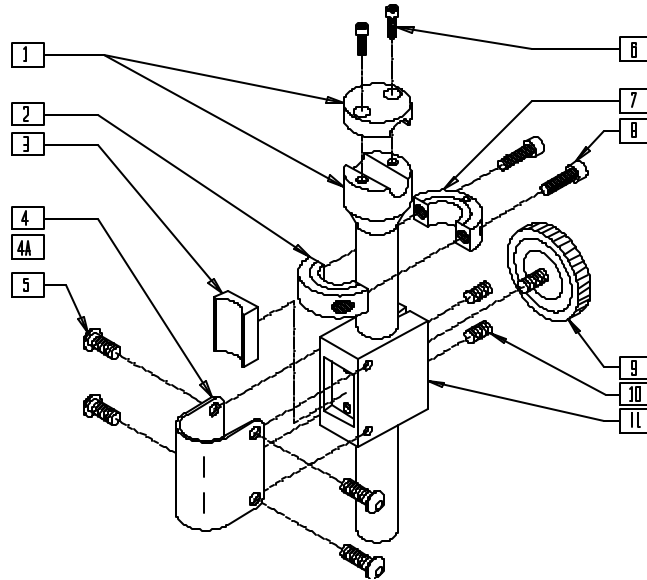


DF00X07

| ITEM | NUMBER | DESCRIPTION | QTY |
|------|-----------------|---------------------------------|-----|
| 1 | D3151-04X05 X04 | MOUNTING ROD (4 x 5 x 4) (3515) | 1 |
| 2 | 226104 | 1/4-20 x 3/4 SOC C/S SS | 1 |
| 3 | D3229 | ROD CLAMP | 1 |

| ITEM | NUMBER | DESCRIPTION | QTY |
|------|--------|----------------------------------|-----|
| 4 | 267350 | 1/4 WASHER INT LOCK ZN | 1 |
| 5 | D3512 | MOUNTING (3515) BAR LABAC™ | 1 |
| 6,9 | 191500 | STOP CLAMP ASSEMBLY LABAC™ | |
| 1-9 | D3515 | AMH LABAC™ MOUNTING 3500/60-1/65 | |

MOUNTING HARDWARE

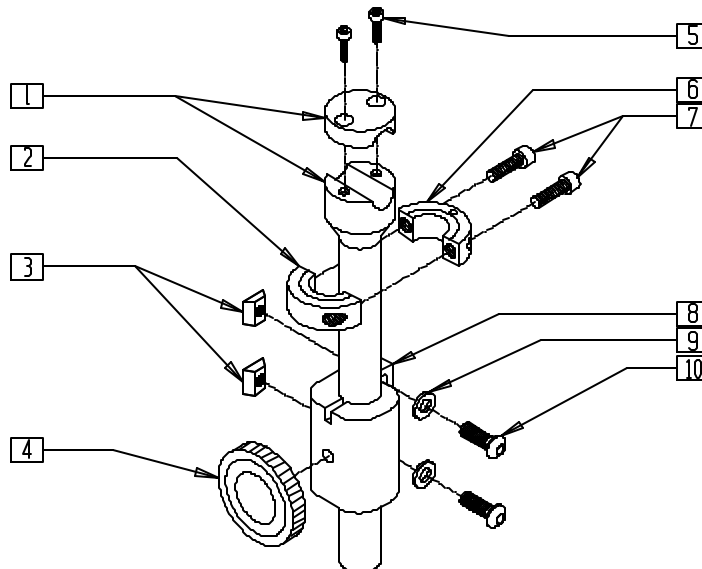


DF00X02

| ITEM | NUMBER | DESCRIPTION | QTY |
|------|--------|---------------------------------|-----|
| 1 | D3207 | JOYSTICK EXTENSION SHAFT (3/4") | 1 |
| 3 | D3209 | BLOCK INSERT (3150/3205/3514) | 1 |
| 4 | D2641 | STRAP CLAMP 7/8" TUBING | 1 |
| 4A | D2638 | STRAP CLAMP 1" TUBING | 1 |
| 5 | 226073 | 1/4-20 x 1/2 BH C/S SS | 4 |

| ITEM | NUMBER | DESCRIPTION | QTY |
|-------|--------|---------------------------------|-----|
| 6 | 226021 | 10-32 x 5/8 SOC C/S | 2 |
| 2,7,8 | D2634 | CLLR CLMP (2422/3150/3205/3514) | |
| 9 | 138160 | KNOB, KNURLED TORQUE | 1 |
| 10 | 225103 | 1/4-20 x 3/8 SET SCR SS | 2 |
| 11 | D3208 | BLOCK (3150/3205/3514) | 1 |

MOUNTING HARDWARE (QUICKIE POWER RECLINE SYSTEM - P210)

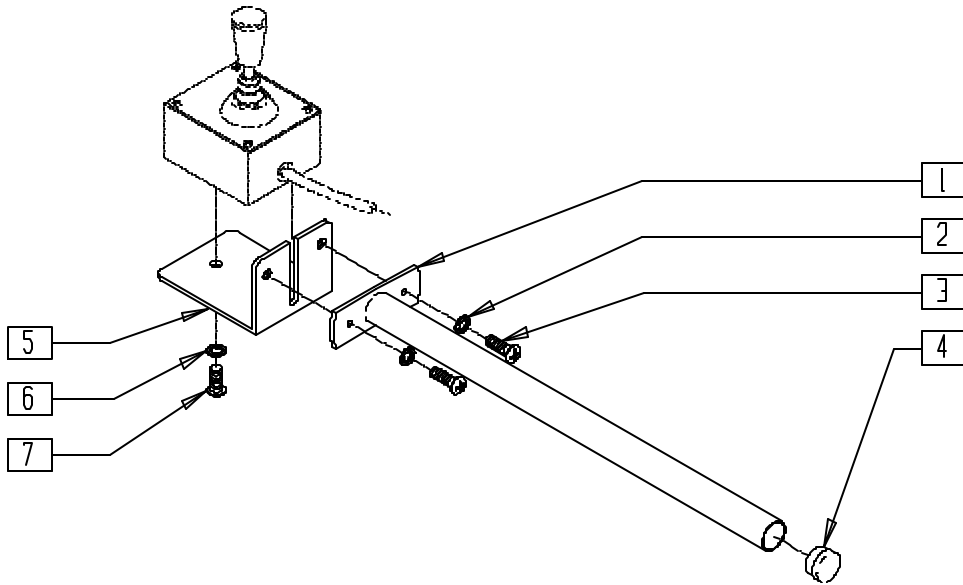


DF00X02A

| ITEM | NUMBER | DESCRIPTION | QTY |
|------|--------|---------------------------------|-----|
| 1 | D3207 | JOYSTICK EXTENSION SHAFT (3/4") | 1 |
| 3 | 481106 | CHANNEL UNF NUT 1/4-28 | 1 |
| 4 | 138160 | KNOB, KNURLED TORQUE | 1 |
| 5 | 226021 | 10-32 x 5/8 SOC C/S | 2 |

| ITEM | NUMBER | DESCRIPTION | QTY |
|-------|-----------|---------------------------------|-----|
| 2,6,7 | D2634 | CLLR CLMP (2422/3150/3205/3514) | |
| 8 | 504020 | BLOCK ATTACH DUFCO PRS | 1 |
| 9 | 262100-OU | 1/4 AN WASHER FLAT | 2 |
| 10 | 226100 | 1/4-28 x 3/4 BH C/S | 2 |

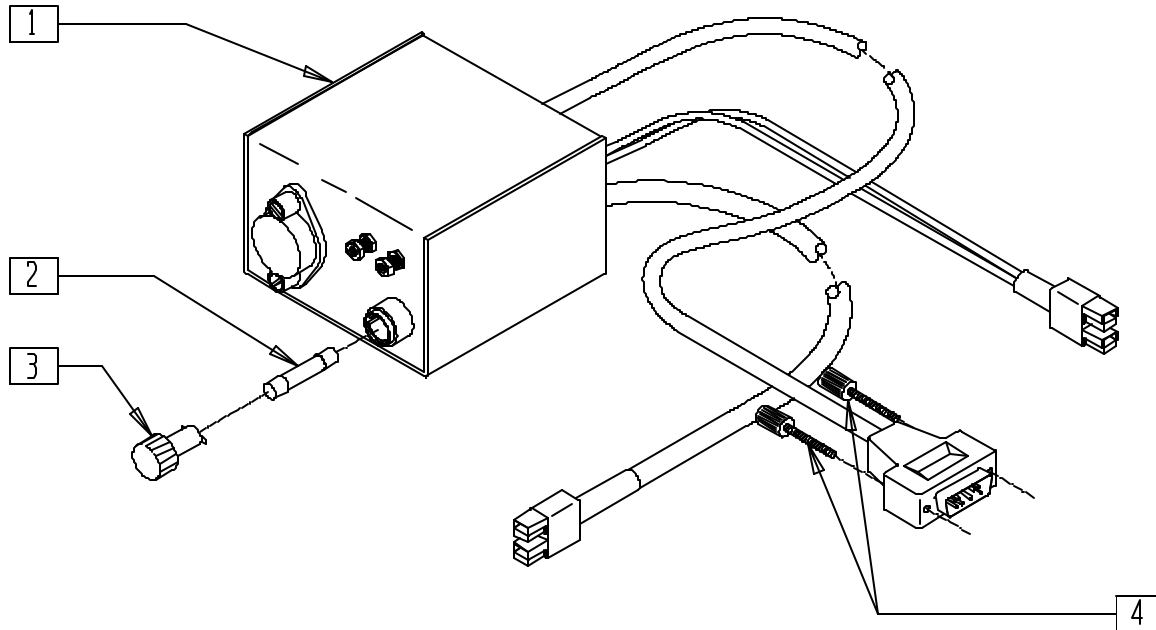
ARMREST MOUNTING BRACKET



| ITEM | NUMBER | DESCRIPTION | QTY |
|------|--------|------------------------|-----|
| 1 | 190251 | EXTENSION SLIDE | 1 |
| 2 | 267340 | #10 WASHER INT LOCK ZN | 2 |
| 3 | 281110 | 10-32 x 1/2 PAN PHIL | 2 |
| 4 | 560730 | HOLE PLUG 1/4 BLK | 1 |

| ITEM | NUMBER | DESCRIPTION | QTY |
|------|--------|-------------------------------|-----|
| 5 | D2661 | AMH ARMREST MNTG ANGLE (2660) | 1 |
| 6 | 267350 | 1/4 WASHER INT LOCK ZN | 1 |
| 7 | 226073 | 1/4-20 x 1/2 BH C/S SS | 1 |
| 1-7 | D2660 | AMH ARMREST MNTG BRACKET | |

DUFKO POWER RECLINE INTERFACE

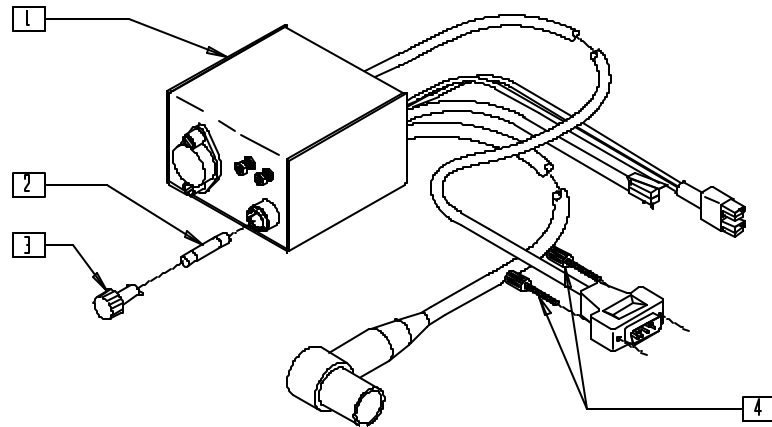


| ITEM | NUMBER | DESCRIPTION | QTY |
|------|--------|-----------------------|-----|
| 2 | 138208 | FUSE 20A AGC | 1 |
| 4 | 138108 | SCREW THUMB 748627-20 | 2 |

NOTE: FOR REPLACEMENT ADHESIVE MOUNT, ORDER PART NUMBER 138140 (MALE) OR 138141 (FEMALE).

| ITEM | NUMBER | DESCRIPTION | QTY |
|------|---------|---------------------------------|-----|
| 1-4 | D3350-1 | PRI INTERFACE PWR RCLR LABAC | |
| | D3350-2 | PRI INTERFACE PWR RCLR BACK FA | |
| | D3350-3 | PRI INTERFACE PWR RCLR TLT FALC | |
| | D3350-4 | PRI INTERFACE PWR RCLR FOLIO | |

DUFKO POWER RECLINE INTERFACE (QUICKIE POWER RECLINE SYSTEM - P210)

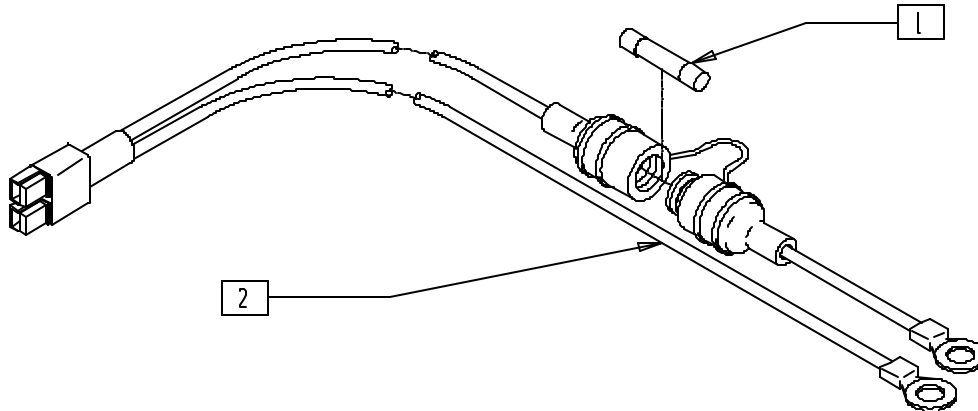


DF00X30A

| ITEM | NUMBER | DESCRIPTION | QTY |
|------|--------|--------------------|-----|
| 2 | 138208 | FUSE 20A AGC | 1 |
| 3 | 138214 | FUSEHOLDER HTB-441 | 1 |

| ITEM | NUMBER | DESCRIPTION | QTY |
|------|---------|----------------------------|-----|
| 4 | 138108 | SCREW THUMB 748627-20 | 2 |
| 1-4 | D3350-5 | PRS INTER PWR RCLR QUICKIE | |

BATTERY INTERCONNECT

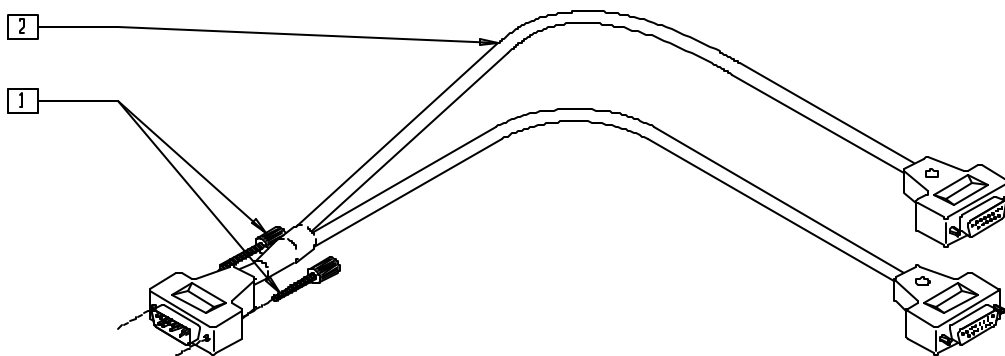


DF00X32

| ITEM | NUMBER | DESCRIPTION | QTY |
|------|--------|-----------------------|-----|
| 1 | 138209 | FUSE 20A, BUSS MDL-20 | 1 |

| ITEM | NUMBER | DESCRIPTION | QTY |
|------|---------|--------------------------|-----|
| 1,2 | D3088-2 | PRI BATTERY INTERCONNECT | |

DUFKO DUAL RECLINE INTERFACE ADAPTER

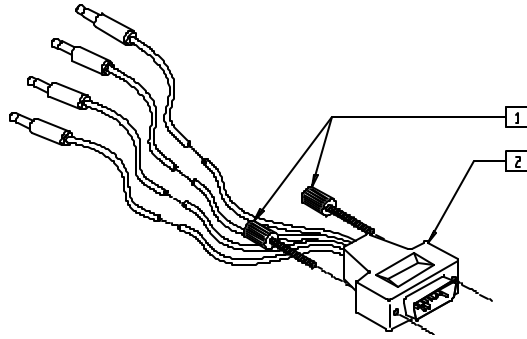


DF00X34

| ITEM | NUMBER | DESCRIPTION | QTY |
|------|--------|-----------------------|-----|
| 1 | 138108 | SCREW THUMB 748627-20 | 2 |

| ITEM | NUMBER | DESCRIPTION | QTY |
|------|--------|---------------------------------|-----|
| 1,2 | D3338 | PRI DUAL RECL INTERFACE ADAPTER | |

DUFKO SWITCH OUTPUT CABLE

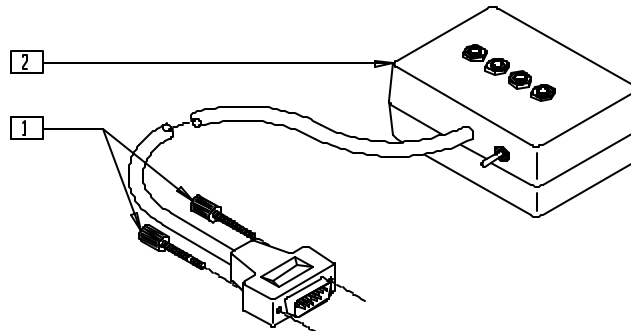


DF00X26

| ITEM | NUMBER | DESCRIPTION | QTY |
|------|--------|-----------------------|-----|
| 1 | 138108 | SCREW THUMB 748627-20 | 2 |

| ITEM | NUMBER | DESCRIPTION | QTY |
|------|--------|-------------------------|-----|
| 1,2 | D3329 | ECU SWITCH OUTPUT CABLE | |

DUFKO SWITCH OUTPUT CONTROLLER



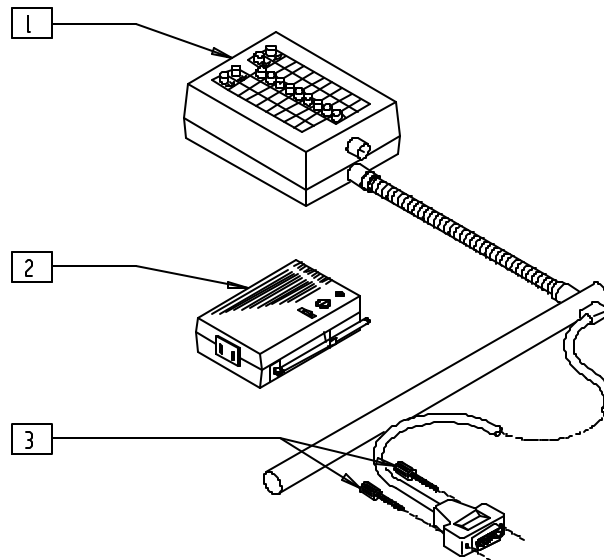
DF00X27

| ITEM | NUMBER | DESCRIPTION | QTY |
|------|--------|-----------------------|-----|
| 1 | 138108 | SCREW THUMB 748627-20 | 2 |

| ITEM | NUMBER | DESCRIPTION | QTY |
|------|--------|------------------------------|-----|
| 1,2 | D3340 | ECU SWITCH OUTPUT CONTROLLER | |

NOTE: FOR REPLACEMENT ADHESIVE MOUNT, ORDER PART NUMBER 183140 (MALE) OR 138141 (FEMALE).

DUFKO X-10 CONTROLLER

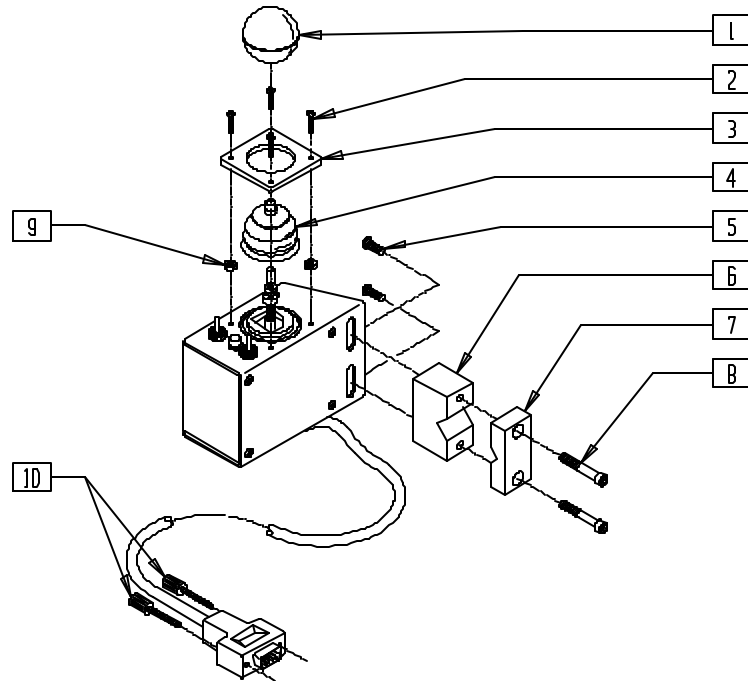


DF00X33

| ITEM | NUMBER | DESCRIPTION | QTY |
|------|--------|-----------------------|-----|
| 3 | 138108 | SCREW THUMB 748627-20 | 2 |

| ITEM | NUMBER | DESCRIPTION | QTY |
|------|--------|---------------------|-----|
| 1-3 | D3630 | ECU X-10 CONTROLLER | |

DUFKO ATTENDANT WHEELCHAIR CONTROL



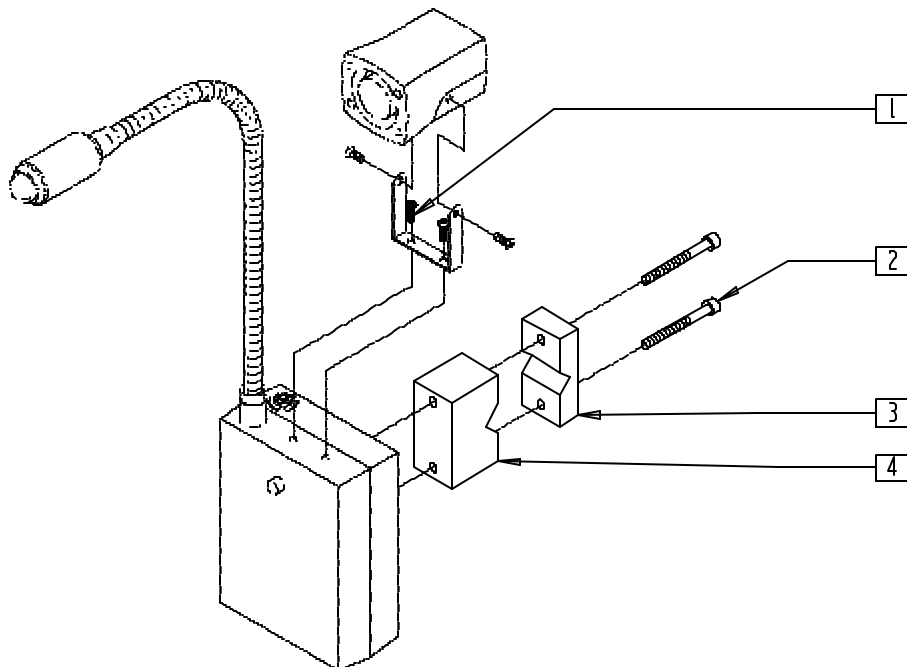
DF00X19

| ITEM | NUMBER | DESCRIPTION | QTY |
|------|----------|---------------------------------|-----|
| 1 | 560222 | JOYSTICK BALL | 1 |
| 2 | 281038 | 4-40 x 5/8 PAN PHIL M/S BLK | 4 |
| 5 | 226073 | 1/4-20 x 1/2 BH C/S SS | 2 |
| 6 | D2467 | BASE SPLT MNTG BLCK (2460/3320) | 1 |
| 7 | D2468-QU | CAP SPLT MNTG BLOCK (2460/3320) | 1 |

| ITEM | NUMBER | DESCRIPTION | QTY |
|------|--------|---------------------------|-----|
| 8 | 226135 | 1/4-20 x 1 1/2 SOC C/S SS | 2 |
| 9 | 200030 | 4-40 HEX KEP NUT | 4 |
| 10 | 138108 | SCREW THUMB 748627-20 | 2 |
| 1-10 | D3320 | AWC ATTENDANT W/C CONTROL | |

DUFKO PATIENT SENTINEL

(Discontinued - parts only)



DF00X31

| ITEM | NUMBER | DESCRIPTION | QTY |
|------|--------|-----------------------------|-----|
| 1 | 281031 | 4-40 x 1/4 PAN PHIL M/S BLK | 2 |
| 2 | 226135 | 1/4-20 x 1 1/2 SOC C/S SS | 2 |

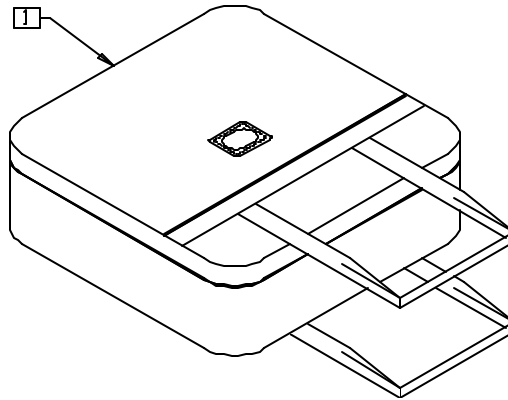
| ITEM | NUMBER | DESCRIPTION | QTY |
|------|----------|---------------------------------|-----|
| 3 | D2468-QU | CAP SPLT MNTG BLOCK (2460/3320) | 1 |
| 4 | D2467 | BASE SPLT MNTG BLCK (2460/3320) | 1 |

Specialty Controls (Qtronix)

IN THIS SECTION

| | | | |
|--|------|--|-------|
| Qtronix Specialty Controls Evaluation Case..... | 17.1 | Zero Touch Sensor 5 | 17.8 |
| Qtronix Breath Tube Kit | 17.1 | Zero Touch Sensor 5 with Tray..... | 17.8 |
| Swing-away Mounting Kit | 17.2 | Star Switch | 17.9 |
| Ribbon Switch..... | 17.3 | Head Array/Mounting Assembly..... | 17.9 |
| Disc Switch | 17.3 | Plate Switch | 17.10 |
| Grasp Switch | 17.3 | Wobble Switch..... | 17.10 |
| Soft Switch | 17.3 | Switched Joystick..... | 17.11 |
| Wafer Board Switch | 17.4 | Proportional Chin Control/Joystick..... | 17.11 |
| Treadle Switch | 17.4 | Penta Switch | 17.12 |
| Qtronix Universal Specialty Control Module | 17.4 | CA-5 Box | 17.12 |
| Qtronix USCM Display Support Assembly..... | 17.5 | Qtronix Auxiliary Control Module | 17.12 |
| Attendant Control..... | 17.6 | Proportional Head Control..... | 17.13 |
| Buddy Button | 17.7 | Bib Mount..... | 17.14 |
| Micro Light Switch..... | 17.7 | Swing-away Mounting Kit/ Armrest Mounting Bracket | 17.14 |
| Zero Touch Sensor 1 | 17.7 | | |
| Zero Touch Sensor 4 | 17.7 | | |

QTRONIX SPECIALTY CONTROLS EVALUATION CASE



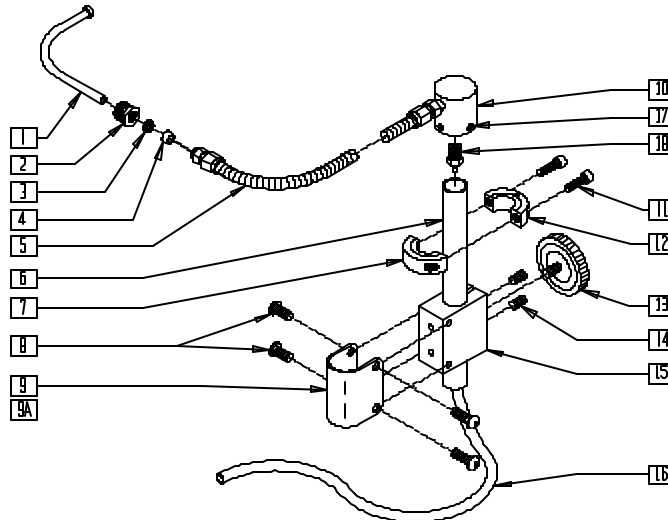
QTX00X25

| ITEM | NUMBER | DESCRIPTION | QTY |
|------|---------|------------------------------|-----|
| 1 | 921338 | QTRONIX SAMPLE CASE ONLY | 1 |
| 2 | 910113 | USCM W/USER INSTR | 1 |
| 3 | 886970 | USCM MOUNT ASSEMBLY | 1 |
| 4 | 139708 | BREATH CONTROL 1" | 1 |
| 5 | 880919 | 4 SWITCH STD HD ARRAY ASSY | 1 |
| 6 | 139705 | PROP CHIN CONTROL W/ MINI JS | 1 |
| 7 | D3150-3 | SWING AWAY MOUNTING KIT | 1 |
| 8 | 139925 | SWITCH STAR | 1 |
| 9 | 139908 | ZERO TOUCH SENSOR (5) | 1 |
| 10 | 139923 | CA-5 SWITCH BOX | 1 |
| 11 | 133721 | SWITCH RIBBON | 1 |
| 12 | 133722 | SWITCH DISC | 1 |

| ITEM | NUMBER | DESCRIPTION | QTY |
|------|--------|------------------------------|-----|
| 13 | 139920 | SWITCH BUDDY BUTTON RED | 1 |
| 14 | 139926 | SWITCH PLATE | 1 |
| 15 | 139921 | MICRO LIGHT | 1 |
| 16 | 139910 | SWITCH WOBBLE | 1 |
| 17 | 930396 | USCM AND ACM OWNERS MANUAL | 1 |
| 18 | 930390 | USER INST MANUAL QTRONIX PAD | 1 |
| 20 | 139043 | PILOT + ACM W/USER INST | 1 |
| 21 | 139026 | ACM DB9 CABLE | 1 |
| 22 | 139025 | SWITCH OUTPUT CABLE ASSY | 1 |
| 23 | 139924 | SWITCH PENTA | 1 |
| 1-23 | 930978 | QTRONIX ASSESSMENT KIT | |

NOTE: ITEMS 2-23 (NOT SHOWN) ARE INCLUDED IN 930978 (QTRONIX EVALUATION KIT).

QTRONIX BREATH TUBE KIT

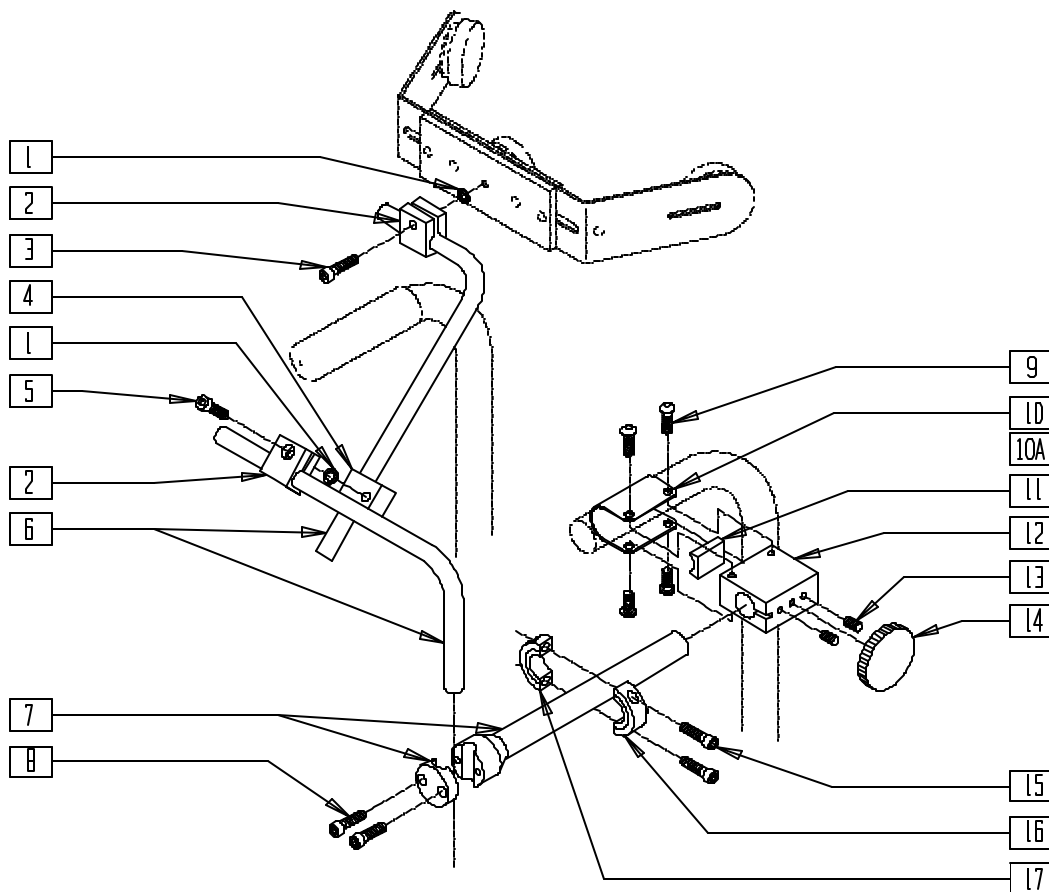
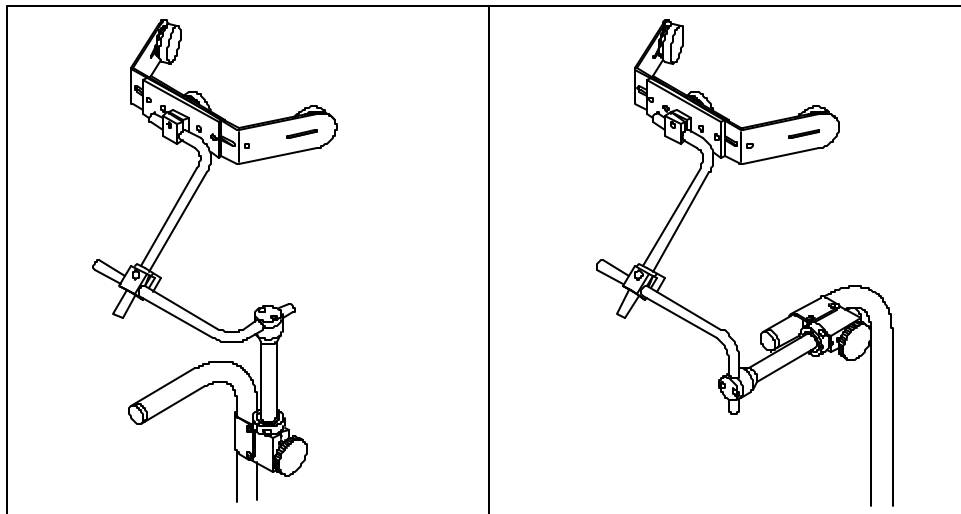


QTX00X39

| ITEM | NUMBER | DESCRIPTION | QTY |
|---------|--------|---------------------------------|-----|
| 1 | D2427 | MOUTHPIECE (2422-2) | 1 |
| 2 | 200020 | NUT KNURLED NY-402-1K | 1 |
| 3 | 270012 | TUBE FITTING (BACK FERRULE) | 1 |
| 4 | 270010 | TUBE FITTING (FRONT FERRULE) | 1 |
| 6 | D2425 | MOUNTING TUBE (2422) | 1 |
| 8 | 226073 | 1/4-20 x 1/2 BH C/S SS | 4 |
| 9 | D2641 | STRAP CLAMP 7/8" TUBING | 1 |
| 9A | D2638 | STRAP CLAMP 1" TUBING | 1 |
| 10 | 483175 | GOOSENECK ANGLE CONNECTOR | 1 |
| 7,11,12 | D2634 | CLLR CLMP (2422/3150/3205/3514) | |
| 13 | 138160 | KNOB KNURLED TORQUE | |
| 14 | 225103 | 1/4-20 x 3/8 SET SCR SS | 2 |

| ITEM | NUMBER | DESCRIPTION | QTY |
|---------------|---------|--|-----|
| 15 | D2649 | BLOCK (2422) | 1 |
| 16 | 580061 | PVC TUBE 1/4 x .125 x 36" CLR | 1 |
| 17 | 225111 | 1/4-20 x 1/4 SET SCRW KNRLD PT | 1 |
| 18 | 562771 | 18-27 NPT TO 1/8 BARB FITTING | 1 |
| 1-5,16 | D2423-2 | BREATH TUBE ASSM | |
| 1-18 | D2422-2 | ACT BREATH TUBE KIT (ATTACHES TO 7/8" TUBING) | |
| 1-8,9A, 10-18 | D2422-3 | ACT BREATH TUBE KIT 1" (ATTACHES TO 1" TUBING) | |
| 1-8,9A 10-18 | 139708 | QTRONIX BREATH CONTROL 1" | |
| 1-18 | 139700 | BREATH CONTROL 7/8" | |

SWING-AWAY MOUNTING KIT

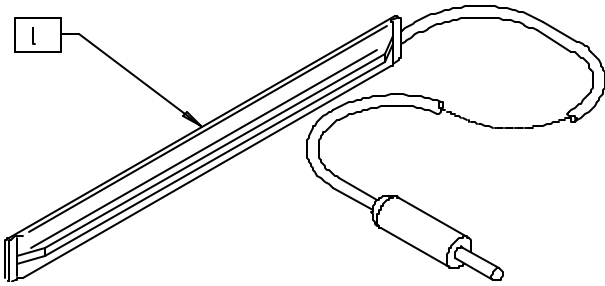


DF00X22

| ITEM | NUMBER | DESCRIPTION | QTY |
|------|-------------|------------------------------------|-----|
| 1 | 267350 | 1/4 WASHER INT LOCK ZN | 2 |
| 2 | D3229 | ROD CLAMP | 2 |
| 3 | 226104 | 1/4-20 x 3/4 SOC C/S SS | 1 |
| 4 | D3228 | TAPPED SLTD ROUND CLMP (35) | 1 |
| 5 | 226124 | 1/4-20 x 1 1/4 SOC C/S | 1 |
| 6 | D3151-04X09 | MOUNTING ROD (4" x 9") (3395/3514) | 2 |
| 7 | D3207 | JOYSTICK EXTENSION SHAFT (3/4") | 1 |
| 8 | 226021 | 10-32 x 5/8 SOC C/S | 2 |
| 9 | 226073 | 1/4-20 x 1/2 BH C/S SS | 4 |

| ITEM | NUMBER | DESCRIPTION | QTY |
|----------|---------|---------------------------------|-----|
| 10 | D2641 | STRAP CLAMP 7/8" TUBING | 1 |
| 10A | D2638 | STRAP CLAMP 1" TUBING | 1 |
| 11 | D3209 | BLOCK INSERT (3150/3205/3514) | 1 |
| 12 | D3208 | BLOCK (3150/3205/3514) | 1 |
| 13 | 225103 | 1/4-20 x 3/8 SET SCR | 2 |
| 15-17 | D2634 | CLLR CLMP (2422/3150/3205/3514) | |
| 4-17 | D3514-1 | AMH MTG 3500/19/60-1/65 (7/8") | |
| 4-9, 10A | D3514-2 | AMH MTG 3500/19/60-1/65 (1") | |

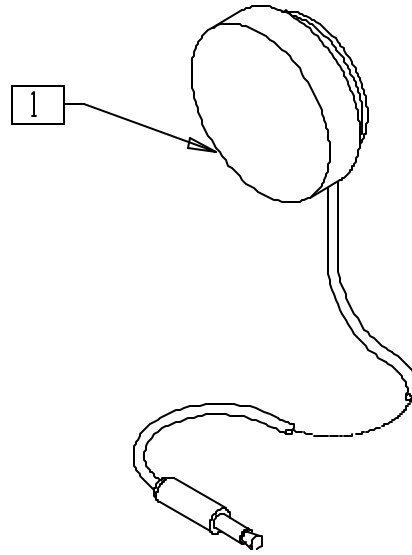
RIBBON SWITCH



QTX00X02

| ITEM | NUMBER | DESCRIPTION | QTY |
|------|--------|---------------|-----|
| 1 | 133721 | SWITCH RIBBON | 1 |

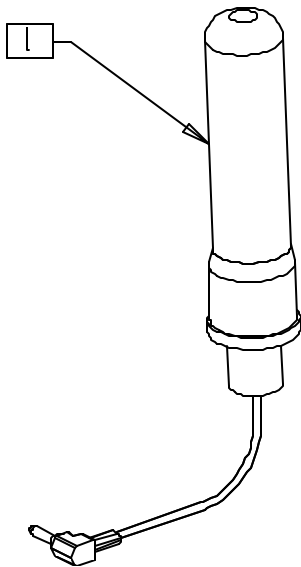
DISC SWITCH



QTX00X14

| ITEM | NUMBER | DESCRIPTION | QTY |
|------|--------|-------------|-----|
| 1 | 133722 | SWITCH DISC | 1 |

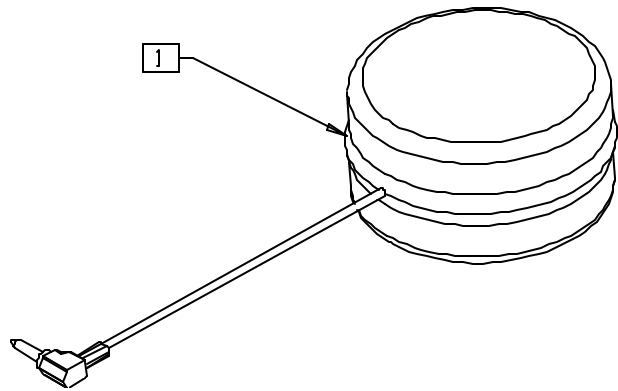
GRASP SWITCH



QTX00X17

| ITEM | NUMBER | DESCRIPTION | QTY |
|------|--------|--------------|-----|
| 1 | 139927 | SWITCH GRASP | 1 |

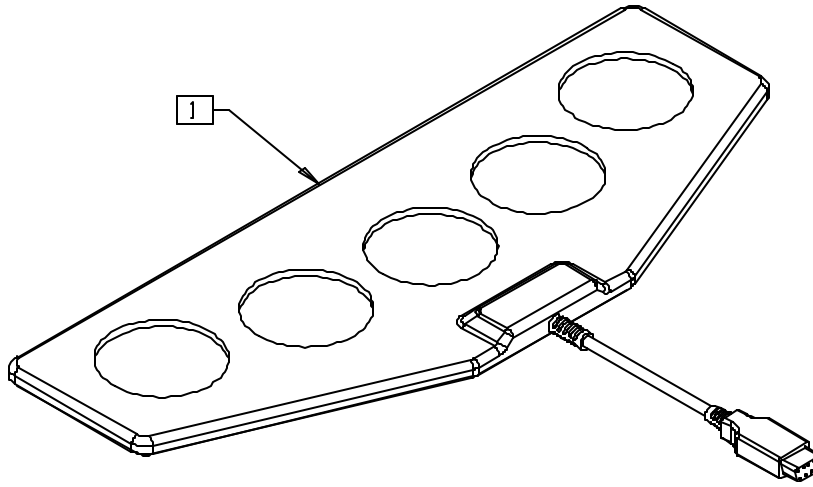
SOFT SWITCH



QTX00X18

| ITEM | NUMBER | DESCRIPTION | QTY |
|------|--------|-------------|-----|
| 1 | 139928 | SWITCH SOFT | 1 |

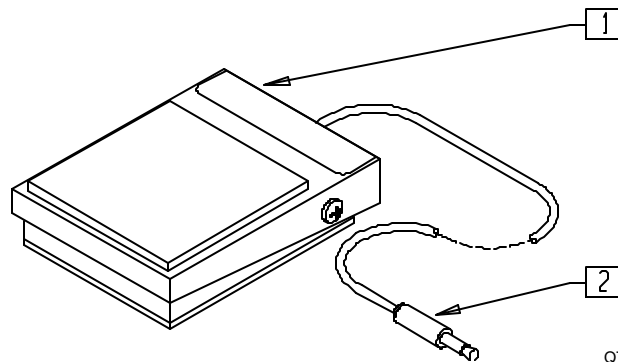
WAFER BOARD SWITCH



QTX00X26

| ITEM | NUMBER | DESCRIPTION | QTY |
|------|--------|--------------------|-----|
| 1 | 139922 | WAFER BOARD SWITCH | 1 |

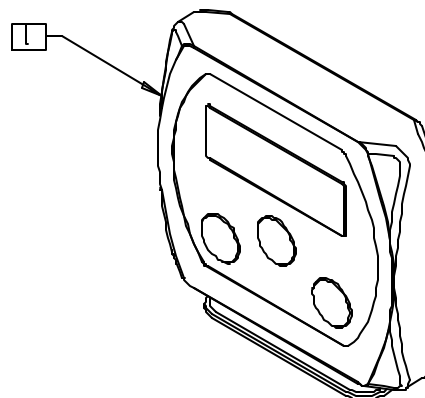
TREADLE SWITCH



QTX00X15

| ITEM | NUMBER | DESCRIPTION | QTY |
|------|--------|----------------|-----|
| 1,2 | 133720 | SWITCH TREADLE | |

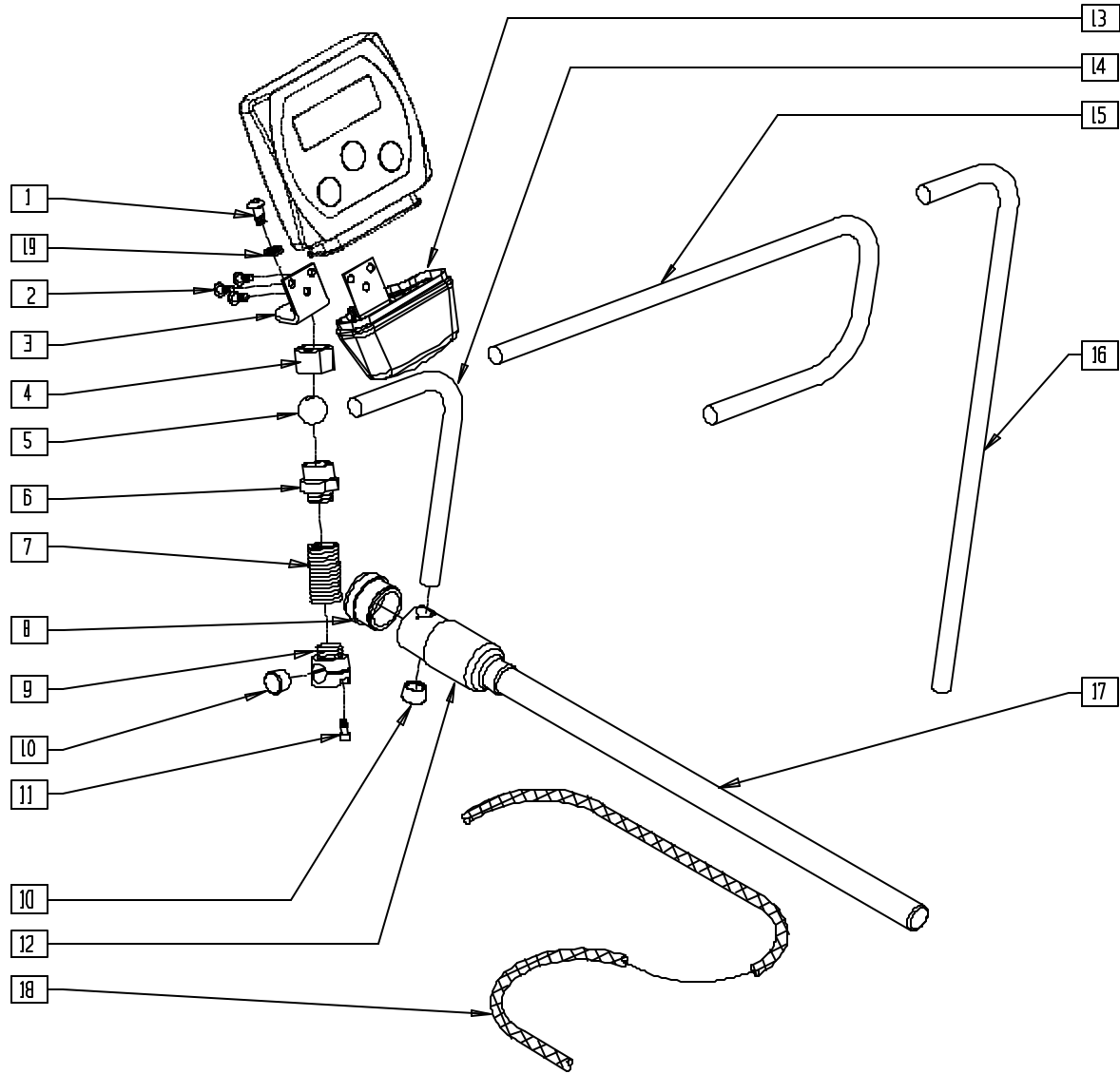
QTRONIX UNIVERSAL SPECIALTY CONTROL MODULE



QTX00X01

| ITEM | NUMBER | DESCRIPTION | QTY |
|------|--------|-------------------|-----|
| 1 | 910113 | USCM W/USER INSTR | 1 |

QTRONIX USCM DISPLAY SUPPORT ASSEMBLY

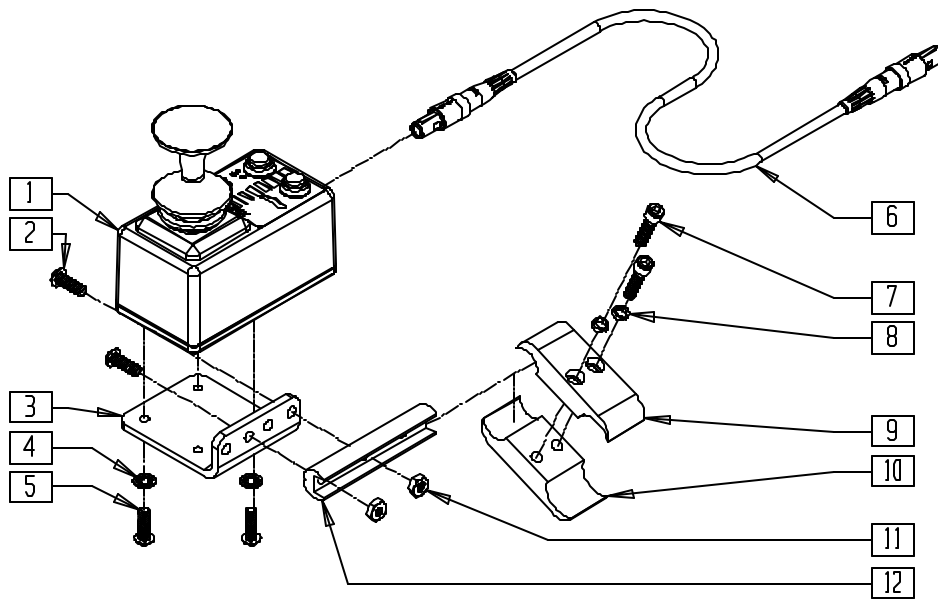


QTX0X13A

| ITEM | NUMBER | DESCRIPTION | QTY |
|------|--------|----------------------------------|-----|
| 1 | 221091 | 1/4-28 x 1/2 BH C/S BLK W/PATCH | 1 |
| 2 | 226043 | 10-32 x 1/2 BH C/S BLK | 3 |
| 4 | 481741 | KNURLED NUT (USCM) MOUNT | 1 |
| 5 | 481740 | PIVOT BALL USCM MOUNT | 1 |
| 8 | 560308 | RECEIVER PLUG (USCM) | 1 |
| 10 | 560307 | ADJ DISPLAY ARM CAP (USCM) | 2 |
| 11 | 227000 | 8-32 x 3/8 SOC C/S BLK | 1 |
| 12 | 560122 | RECEIVER SLEEVE (USCM) | 1 |
| 13 | 560118 | USCM BOOT | 1 |
| 14 | 521098 | ADJ DISPLAY ARM "L" SHORT (USCM) | 1 |
| 15 | 521096 | ADJ DISPLAY ARM "J" (USCM) | 1 |
| 16 | 521097 | ADJ DISPLAY ARM "L" (USCM) | 1 |
| 17 | 521095 | SLIDING ARM TUBE (USCM) | 1 |

| ITEM | NUMBER | DESCRIPTION | QTY |
|-------------------|--------|------------------------------------|-----|
| 18 | 180351 | BRAIDED SLEEVING 24" | 1 |
| 19 | 267350 | 1/4 WASHER INT LOCK ZN | 1 |
| 1-18 | 886970 | USCM MOUNT ASSEMBLY | |
| 1-14, 17,18 | 886971 | USCM L/R MOUNT ASSEMBLY | |
| 1-13, 15,17,18 | 886972 | USCM CENTER TRAY MOUNT ASSEMBLY | |
| 1-13, 16-18 | 886973 | USCM CENTER MOUNT ASSEMBLY | |
| 8,12,17 | 886974 | USCM DISPLAY ARM ASSEMBLY | |
| 1,3-11 | 886976 | USCM SPRING MOUNT ASSEMBLY | |
| 8,10,12, 15-17 | 886980 | JOYSTICK CENTER MOUNT ASSM | |

ATTENDANT CONTROL

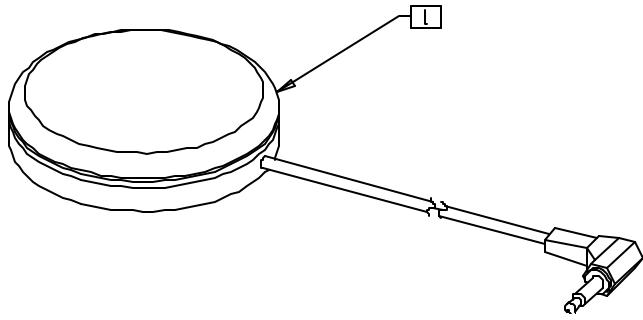


PCNTR07A

| ITEM | NUMBER | DESCRIPTION | QTY |
|------|--------|------------------------------|-----|
| 1 | 139050 | DUAL/ATTENDANT CONTROL | 1 |
| 2 | 226100 | 1/4-28 x 3/4 BH C/S | 2 |
| 3 | 505533 | ATTENDANT CTRL MOUNT BRACKET | 1 |
| 4 | 267340 | #10 WASHER INT LOCK ZN | 2 |
| 5 | 230495 | M5-12 BUTTON HD C/S BLACK | 2 |
| 6 | 139138 | CONTROL CABLE SLIM LONG | 1 |
| 7 | 226112 | 1/4-28 x 1 SOC C/S BLK | 2 |

| ITEM | NUMBER | DESCRIPTION | QTY |
|------|--------|--------------------------------|-----|
| 8 | 262114 | 1/4 WASHER HI COLLAR LOCK ZN | 2 |
| 9 | 550477 | CLAMP 2 1/4" RECESS BLK | 1 |
| 10 | 550576 | CLAMP 2 1/4" THREADED BLK | 1 |
| 11 | 202300 | 1/4-28 NYLOCK NUT THIN BLK ZN | 2 |
| 12 | 550374 | WHL LCK SLIDE BLOCK 3 1/2" BLK | 1 |
| 1.6 | 885016 | DUAL ATTENDANT CNTRL ASSM | |
| 1-12 | 920900 | ATTNDNT CNTRL MNT ASSM W/INSTR | |

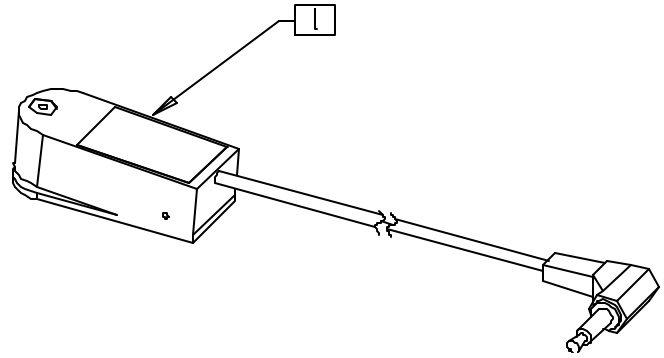
BUDDY BUTTON



QTX00X05

| ITEM | NUMBER | DESCRIPTION | QTY |
|------|--------|-------------------------|-----|
| 1 | 139920 | SWITCH BUDDY BUTTON RED | 1 |

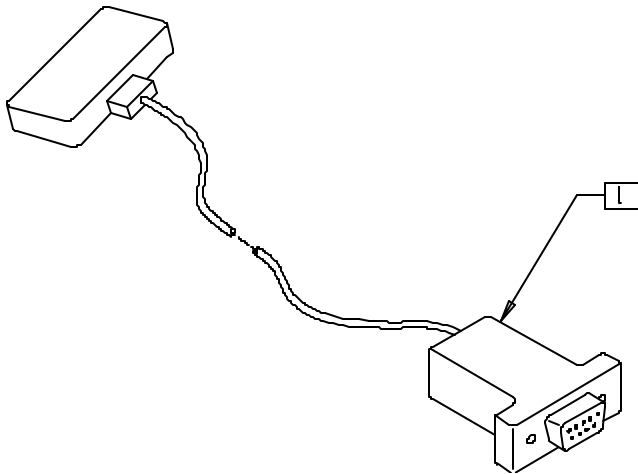
MICRO LIGHT SWITCH



QTX00X06

| ITEM | NUMBER | DESCRIPTION | QTY |
|------|--------|--------------------|-----|
| 1 | 139921 | MICRO LIGHT SWITCH | 1 |

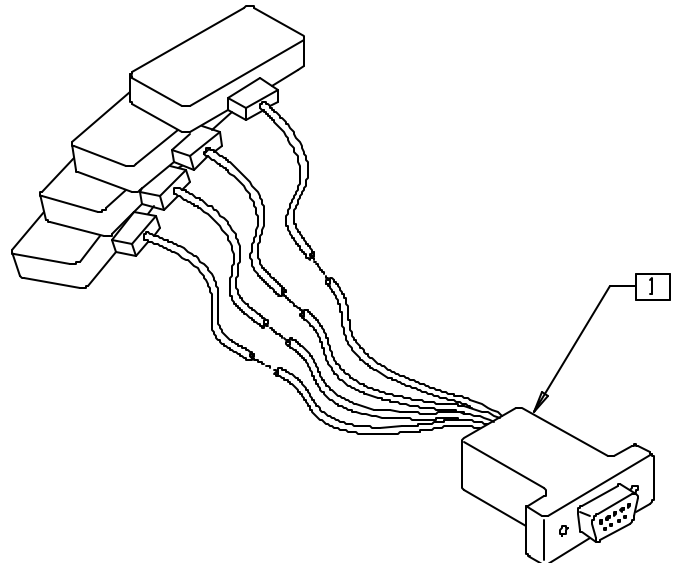
ZERO TOUCH SENSOR 1



QTX00X30

| ITEM | NUMBER | DESCRIPTION | QTY |
|------|--------|--------------------|-----|
| 1 | 139909 | 0 TOUCH SENSOR (1) | 1 |

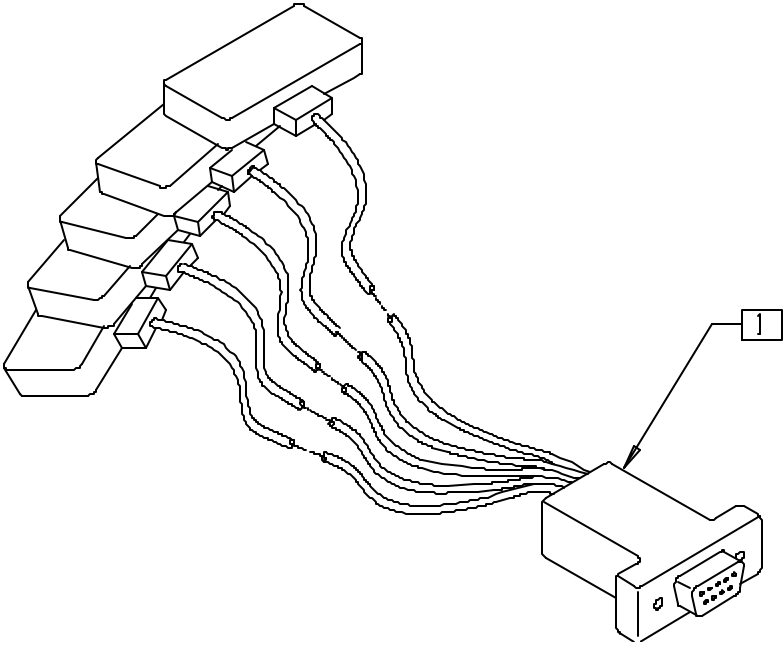
ZERO TOUCH SENSOR 4



QTX00X03

| ITEM | NUMBER | DESCRIPTION | QTY |
|------|--------|--------------------|-----|
| 1 | 139907 | 0 TOUCH SENSOR (4) | 1 |

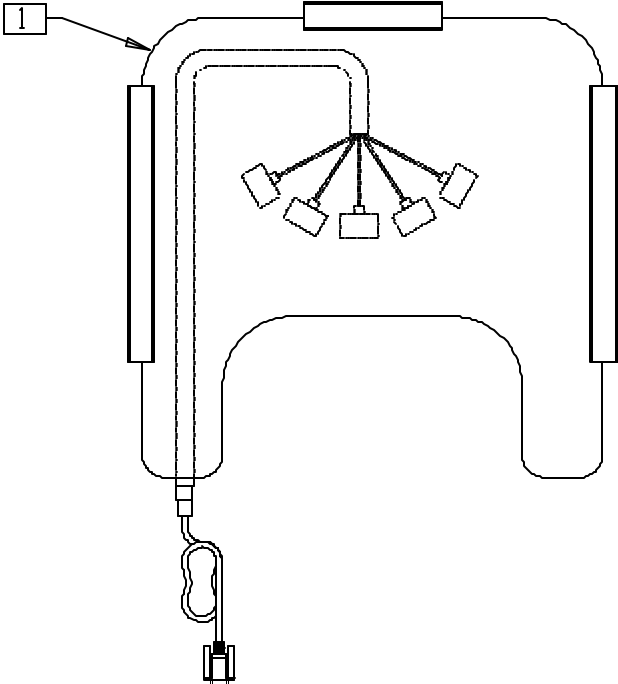
ZERO TOUCH SENSOR 5



QTX00X40

| ITEM | NUMBER | DESCRIPTION | QTY |
|------|--------|-----------------------|-----|
| 1 | 139908 | ZERO TOUCH SENSOR (5) | 1 |

ZERO TOUCH SENSOR 5 WITH TRAY

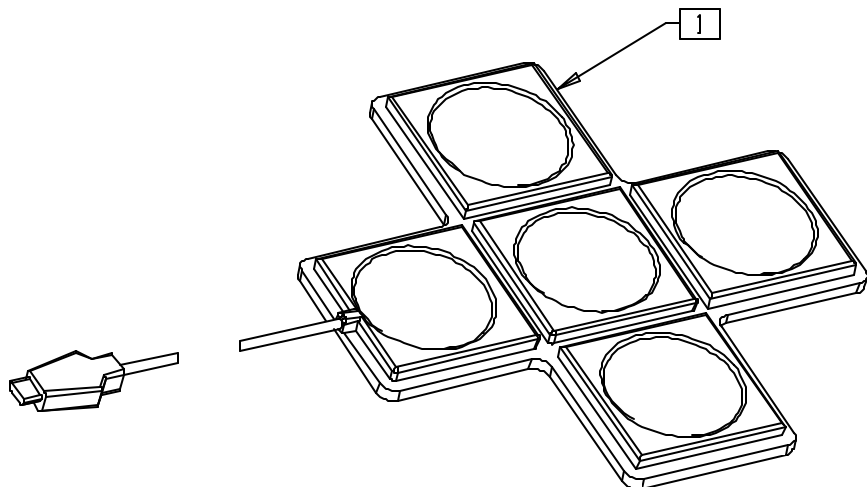


QTX00X20

| ITEM | NUMBER | DESCRIPTION | QTY |
|------|--------|---|-----|
| 1 | 139930 | ZERO TOUCH SENSOR (5) W/TRAY 12"-13" | 1 |
| | 139931 | ZERO TOUCH SENSOR (5) W/TRAY 14"-16" | |

| ITEM | NUMBER | DESCRIPTION | QTY |
|------|--------|---|-----|
| 1 | 139932 | ZERO TOUCH SENSOR (5) W/TRAY 17"-18" | 1 |
| | 139933 | ZERO TOUCH SENSOR (5) W/TRAY 19"-20" | |

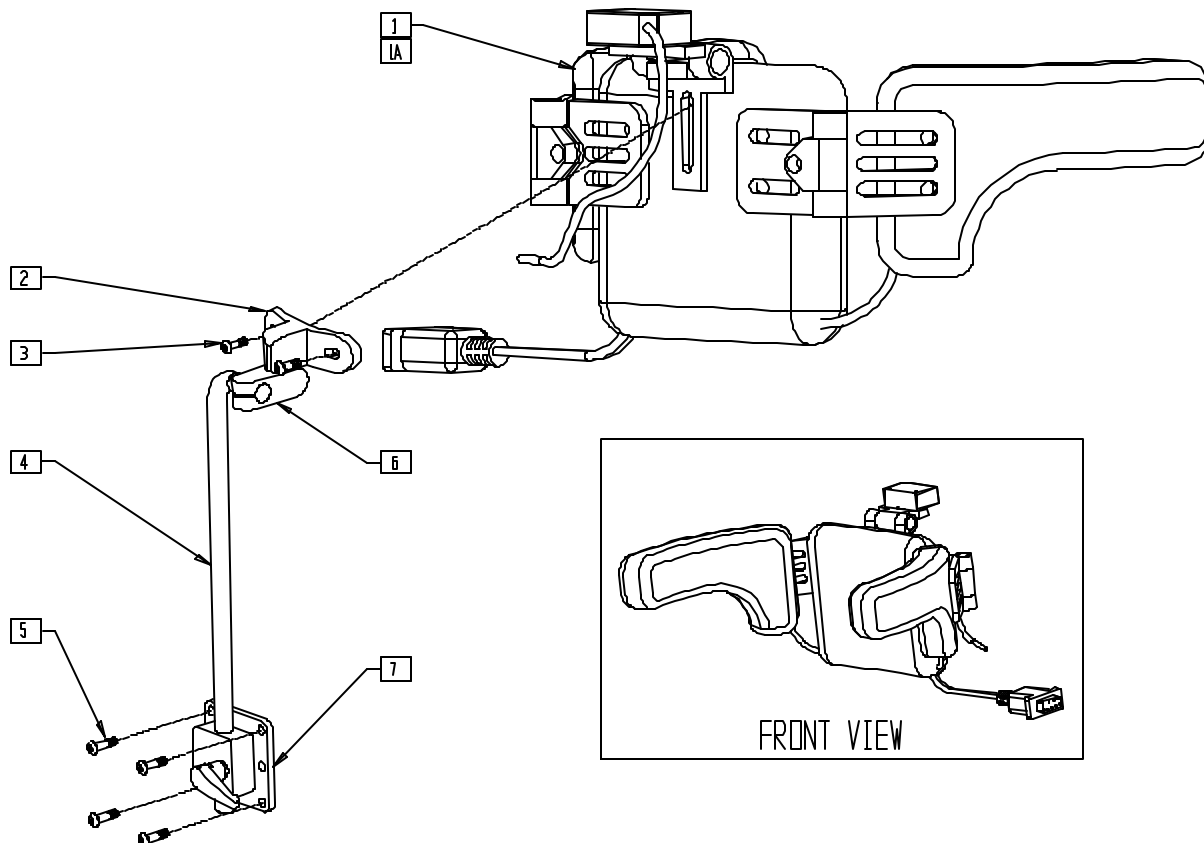
STAR SWITCH



QTX00X08

| ITEM | NUMBER | DESCRIPTION | QTY |
|------|--------|-------------|-----|
| 1 | 139925 | SWITCH STAR | 1 |

HEAD ARRAY/MOUNTING ASSEMBLY

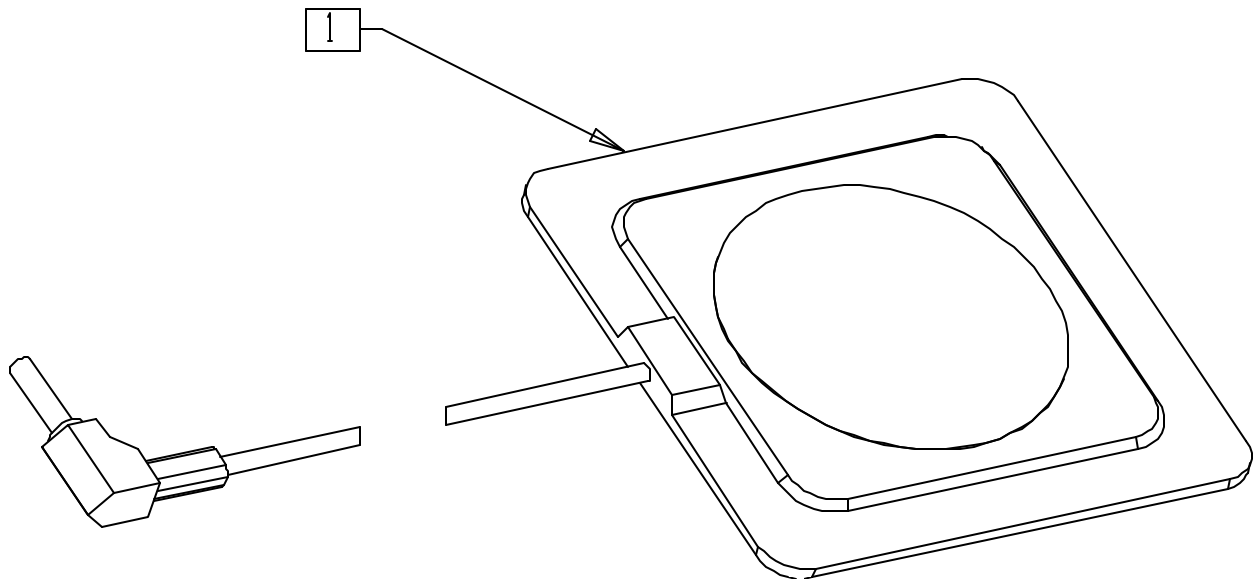


QTX00X04

| ITEM | NUMBER | DESCRIPTION | QTY |
|------|--------|-------------------------------|-----|
| 1 | 139899 | 4 SWTCH PED HD ARY W/PHTO ELE | 1 |
| 1A | 139900 | 4 SWTCH HD ARY W/PHTO ELE STD | 1 |
| 2-7 | 880724 | HEADREST MOUNTING ASSEMBLY | |

| ITEM | NUMBER | DESCRIPTION | QTY |
|--------|--------|---------------------------------|-----|
| 1-7 | 880918 | 4 SWTCH PED HEAD ARRAY ASSEMBLY | |
| 1A,2-7 | 880919 | 4 SWTCH STD HEAD ARRAY ASSEMBLY | |

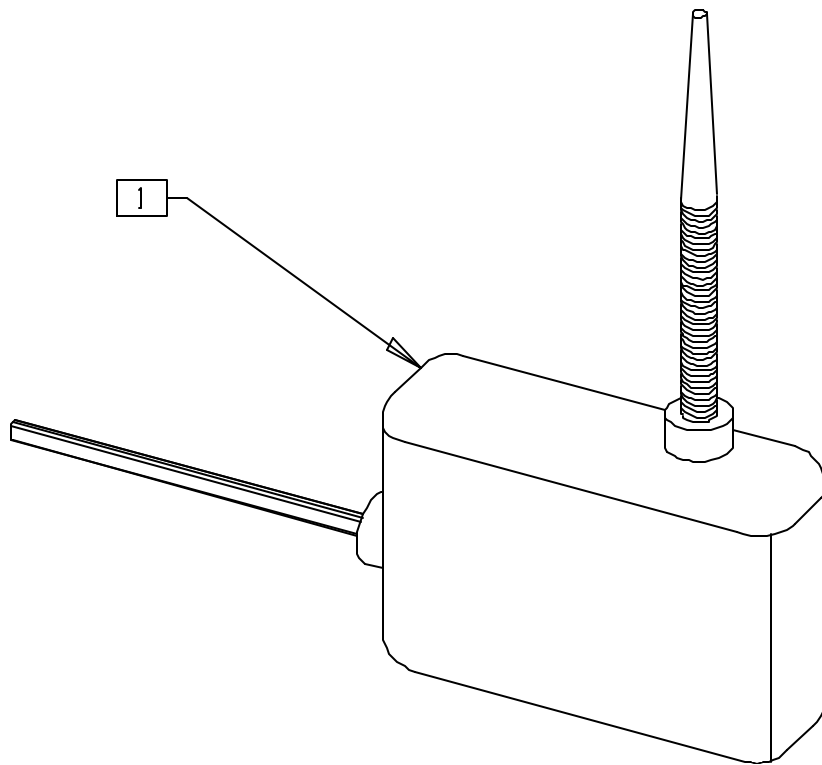
PLATE SWITCH



QTX00X09

| ITEM | NUMBER | DESCRIPTION | QTY |
|------|--------|--------------|-----|
| 1 | 139926 | SWITCH PLATE | 1 |

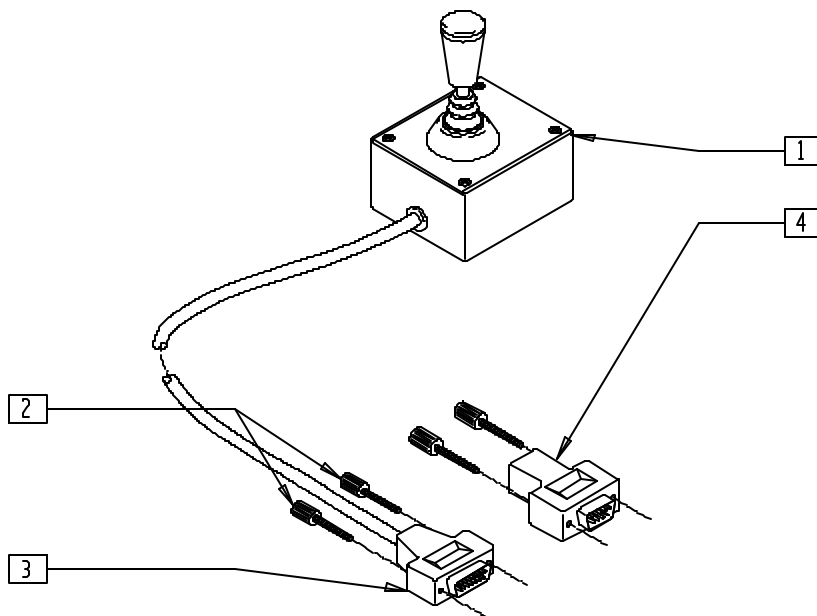
WOBBLE SWITCH



QTX00X29

| ITEM | NUMBER | DESCRIPTION | QTY |
|------|--------|---------------|-----|
| 1 | 139910 | SWITCH WOBBLE | 1 |

SWITCHED JOYSTICK

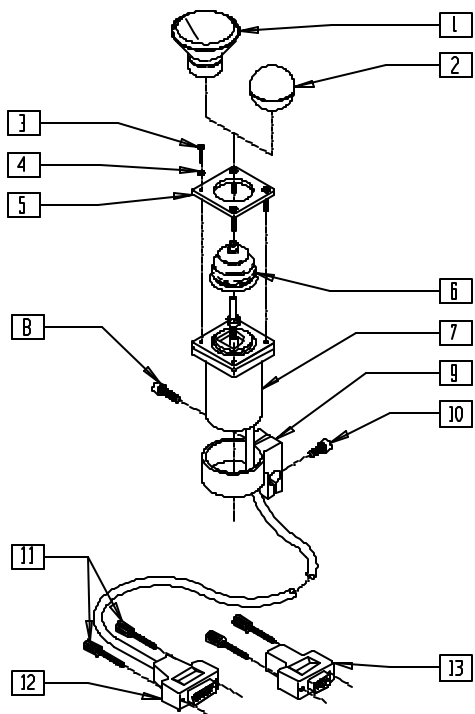


DF00X10

| ITEM | NUMBER | DESCRIPTION | QTY |
|------|--------|-----------------------|-----|
| 2 | 138108 | SCREW THUMB 748627-20 | 2 |

| ITEM | NUMBER | DESCRIPTION | QTY |
|-------|--------|------------------------------|-----|
| 1-3 | D3345 | HD SWITCHED JOYSTICK | |
| 1,2,4 | 139703 | HD SWITCHED JOYSTICK QTRONIX | |

PROPORTIONAL CHIN CONTROL/JOYSTICK

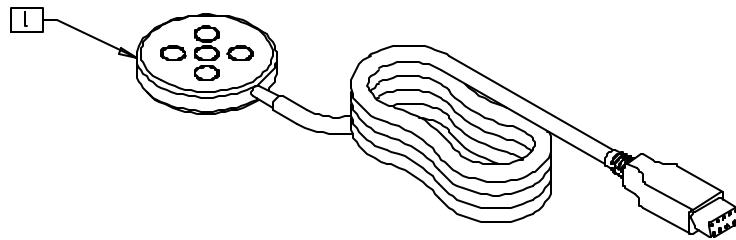


DF00X16

| ITEM | NUMBER | DESCRIPTION | QTY |
|------|--------|-----------------------------|-----|
| 1 | D3480 | CHINCUP ASSEMBLY (DUFCO) | 1 |
| | D4000 | CHINCUP QTRONIX | |
| 2 | 560222 | JOYSTICK BALL | 1 |
| 3 | 281038 | 4-40 x 5/8 PAN PHIL M/S BLK | 4 |
| 4 | 267312 | #4 WASHER INT LOCK BLK | 4 |
| 6 | 560712 | GAITER BLACK RUBBER (D10AB) | 1 |
| 8 | 226104 | 1/4-20 x 3/4 SOC C/S SS | 1 |

| ITEM | NUMBER | DESCRIPTION | QTY |
|---------|--------|--|-----|
| 9 | D3183 | CLAMP (3185) | 1 |
| 10 | 226047 | 1/4-20 x 3/8 SOC C/S | 1 |
| 11 | 138108 | SCREW THUMB 748627-20 | 2 |
| 1-12 | D3185 | ACT JOYSTICK PROP KNOB OR CHIN (DUFCO) | |
| 1-11,13 | 139705 | PROP CHIN CONTROL W/ MINI JS (QTRONIX) | |

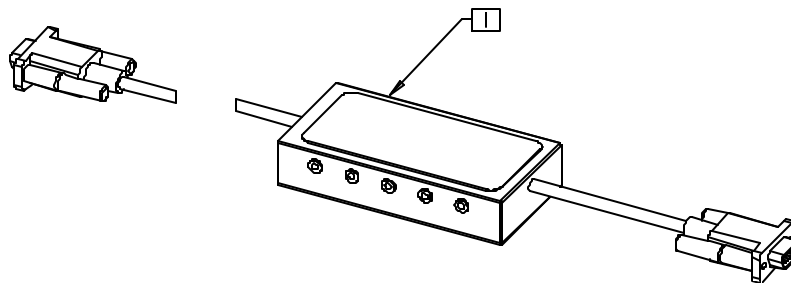
PENTA SWITCH



QTX00X22

| ITEM | NUMBER | DESCRIPTION | QTY |
|------|--------|--------------|-----|
| 1 | 139924 | SWITCH PENTA | 1 |

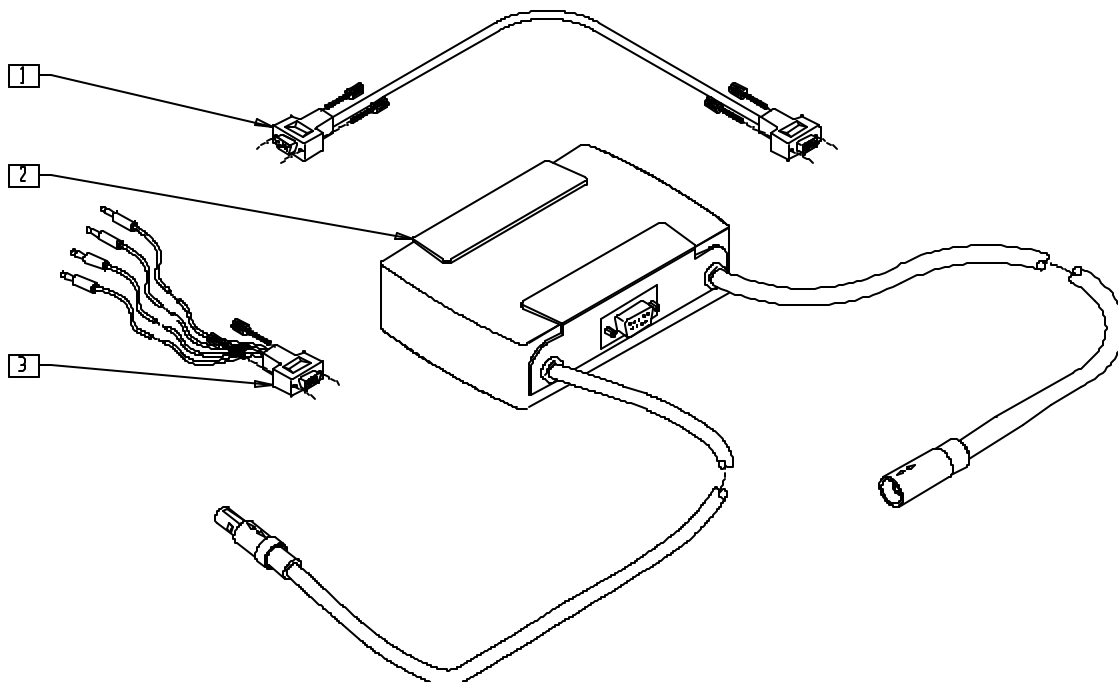
CA-5 BOX



QTX00X07

| ITEM | NUMBER | DESCRIPTION | QTY |
|------|--------|-----------------|-----|
| 1 | 139923 | SWITCH CA-5 BOX | 1 |

QTRONIX AUXILIARY CONTROL MODULE

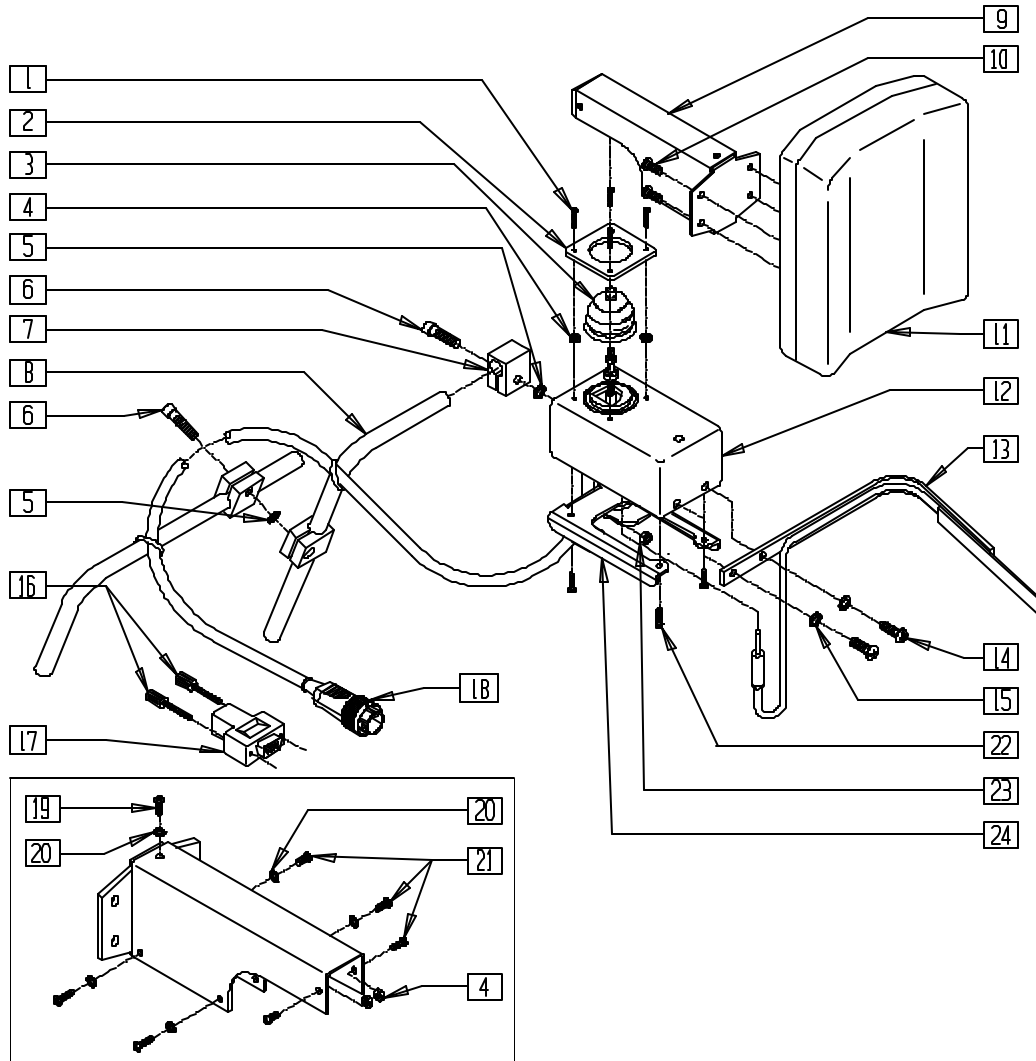


QTX00X27

| ITEM | NUMBER | DESCRIPTION | QTY |
|------|--------|-------------------------|-----|
| 1 | 139026 | ACM DBP CABLE | 1 |
| 2 | 139043 | PILOT + ACM W/USER INST | 1 |

| ITEM | NUMBER | DESCRIPTION | QTY |
|------|--------|------------------------------|-----|
| 3 | 139025 | SWITCH OUTPUT CABLE ASSEMBLY | 1 |

PROPORTIONAL HEAD CONTROL



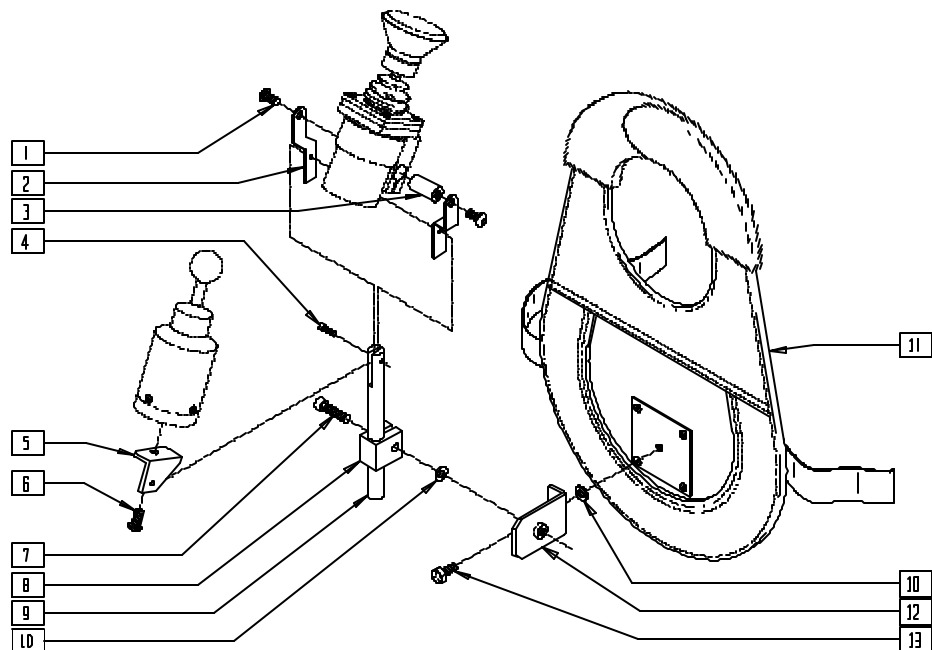
DETAIL OF COVER (PART NUMBER D3511)

DF00X03

| ITEM | NUMBER | DESCRIPTION | QTY |
|------|-------------|-----------------------------|-----|
| 1 | 281038 | 4-40 x 5/8 PAN PHIL M/S BLK | 4 |
| 4 | 200030 | 4-40 HEX KEP NUT | 6 |
| 5 | 267350 | 1/4 WASHER INT LOCK ZN | 2 |
| 6 | 226104 | 1/4-20 x 3/4 SOC C/S SS | 2 |
| 7 | D3229 | ROD CLAMP | 1 |
| 8 | D3151-04X09 | MOUNTING ROD (4\"/> | |

| ITEM | NUMBER | DESCRIPTION | QTY |
|----------------|----------|---|-----|
| 19 | 281031 | 4-40 x 1/4 PAN PHIL M/S BLK | 1 |
| 20 | 267312 | #4 WASHER INT LOCK BLK | 5 |
| 21 | 281036 | 4-40 x 3/8 PAN PHIL M/S BLK | 6 |
| 22 | 230000 | M3.5 x 16 PAN HEAD PHIL | 4 |
| 23 | 204110 | 1/4-28 NYLOCK NUT BLK ZN | 1 |
| 24 | 540558 | WLDMNT PROP BOX MOUNT | 1 |
| 1-4,9-17,19-24 | D3500-OU | ACT PROPORTIONAL HEAD CONTROL | |
| 1-4,9-17,19-24 | 139704 | ACT PROPORTIONAL HEAD CONTROL QTRONIX | |
| 1-4,9-15,18-24 | D3565 | ACT PROPORTIONAL HEAD CONTROL STAND ALONE | |
| 1-4,9-16,19-24 | D3560-1 | ACT PROPORTIONAL HEAD CNTRL (Z60) | |

NOTE: FOR MOUNTING HARDWARE SEE PAGE 16.10.

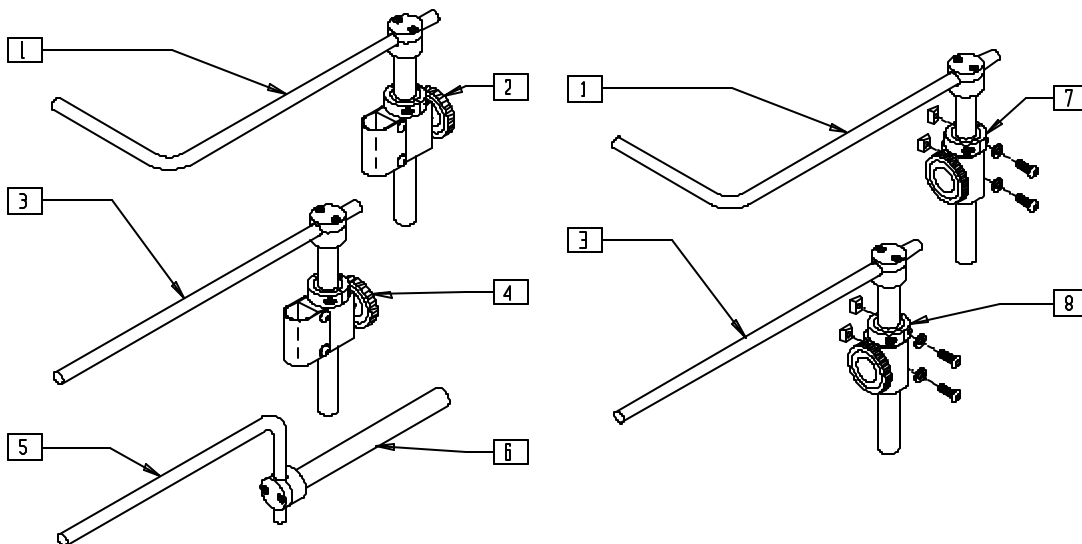


DF00X21

| ITEM | NUMBER | DESCRIPTION | QTY |
|------|--------|----------------------------|-----|
| 1 | 226073 | 1/4-20 x 1/2 BH C/S SS | 2 |
| 2 | D3391 | YOKE BRACKET (3390) | 2 |
| 3 | D3392 | YOKE SHAFT (3390) | 1 |
| 4 | 226000 | 6-32 x 3/8 SOC C/S SST | 1 |
| 5 | D2289 | SWITCH MNTG BRACKET (2615) | 1 |
| 6 | 226073 | 1/4-20 x 1/2 BH C/S SS | 1 |
| 7 | 226104 | 1/4-20 x 3/4 SOC C/S SS | 1 |

| ITEM | NUMBER | DESCRIPTION | QTY |
|----------|--------|------------------------------|-----|
| 8 | D3229 | ROD CLAMP | 1 |
| 9 | D3393 | AMH MOUNTING ROD (3390) | 1 |
| 10 | 267350 | 1/4 WASHER INT LOCK ZN | 2 |
| 12 | D2298 | AMH MNTG BRACKET (2615/3390) | 1 |
| 13 | 221050 | 1/4-20 x 3/8 HEX C/S | 1 |
| 4-13 | D2615 | AMH BIB KIT (2651/3361) | |
| 1-4-7-13 | D3390 | AMH BIB UP-MNT | |

SWING-AWAY MOUNTING KIT/ARMREST MOUNTING BRACKET



DF00X18

| ITEM | NUMBER | DESCRIPTION | QTY |
|------|-------------|----------------------------------|-----|
| 1 | D3151-12X18 | MOUNTING ROD (12 x 18) (3150) | 1 |
| 1,2 | D3150-1 | AMH S/A MOUNTING KIT B/R 3185 | |
| | D3150-2 | AMH S/A MOUNTING KIT B/R KIT | |
| | D3150-3 | AMH S/A MOUNTING KIT B/R 1" 3185 | |
| | D3150-4 | AMH S/A MOUNTING KIT B/R 1" MISC | |
| 3 | D3151-13 | MOUNTING ROD (13") (3205) | 1 |

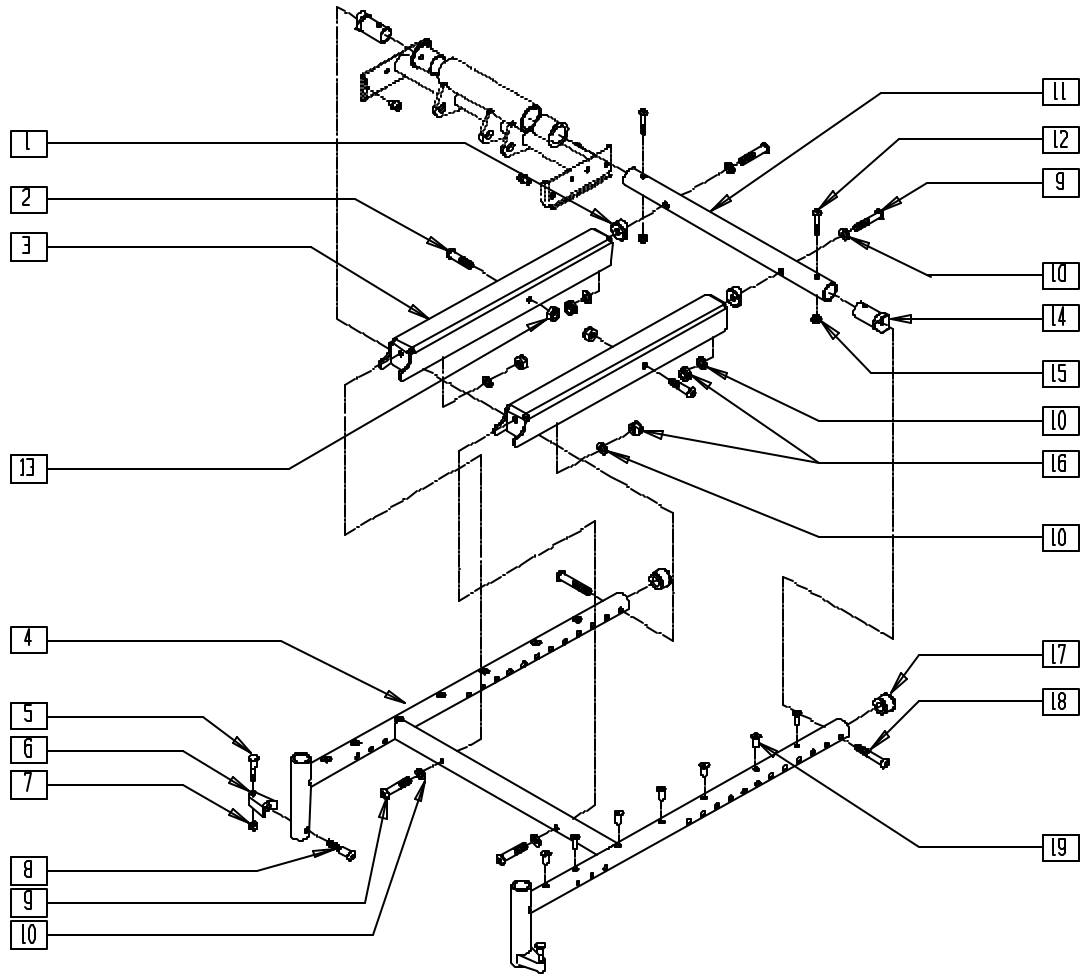
| ITEM | NUMBER | DESCRIPTION | QTY |
|------|-------------|------------------------------------|-----|
| 3,4 | D3205-2 | S/A MNTG KIT MID LINE W/O RCLR | |
| 5 | D3151-04X09 | MOUNTING ROD (4" x 9") (3395/3514) | 1 |
| 5,6 | D3395 | AMH ARM MOUNT BRACKET PROP | |
| 1,7 | D3150-5 | AMH S/A MNTG B/R 1" PRS | |
| 3,8 | D3205-3 | S/A MOUNTING KIT MID LINE PRS | |

Power Seating Systems (Integrated)

IN THIS SECTION

| | | | |
|---|------|---|-------|
| Integrated Tilt Seating Assembly (Quickie G-424) | 18.1 | Tilt Lower Actuator Mount Assembly (Quickie S-626) | 18.8 |
| Integrated Tilt Mounting Assembly (Quickie G-424) | 18.2 | Tilt Frame Assembly (Quickie S-626) (Disc.)..... | 18.8 |
| Integrated Tilt Seat and Solid Back Assembly (Quickie G-424/S-525) | 18.3 | Tilt Frame Assembly (Quickie S-626)..... | 18.9 |
| Pivot System (S-525 Integrated Tilt) | 18.4 | Tilt Seat Sliding Plate Assembly (Quickie S-626) (Disc.) | 18.10 |
| Seat Frame/Frame Mount System (S-525 Integrated Tilt) | 18.5 | Tilt Seat Sliding Plate Assembly (Quickie S-626) . | 18.11 |
| Actuator Assembly (Quickie S-626) (Disc.) | 18.6 | Vent Tray Assembly (Quickie S-626) | 18.12 |
| Actuator, Linkage, and Control Assemblies (Quickie S-626) | 18.7 | Lateral Pad Assembly | 18.13 |
| | | Lateral Swing Away Assembly | 18.13 |

INTEGRATED TILT SEATING ASSEMBLY (QUICKIE G-424)



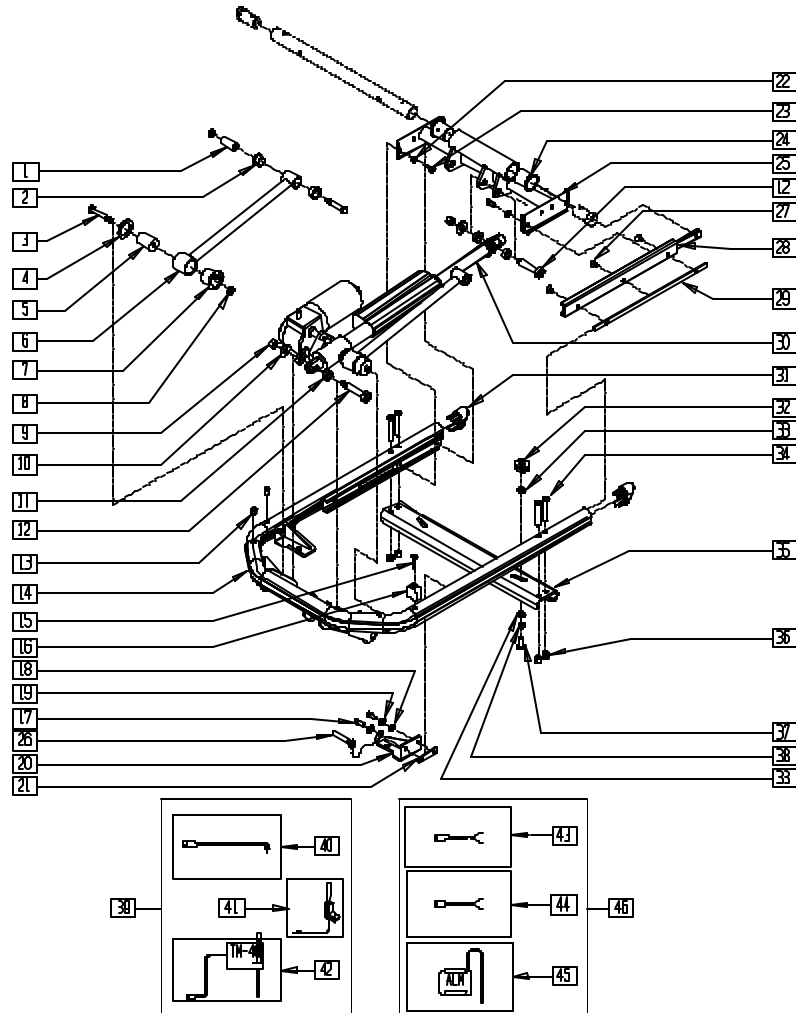
T4240X04

| ITEM | NUMBER | DESCRIPTION | QTY |
|------|-------------------|---|-----|
| 1 | 561004 | 1" SADDLE 1/4" HOLE | 2 |
| 2 | 222101 | 5/16 AN5-16A HEX C/S | 2 |
| 3 | 481386 | TILT PIVOT CHANNEL | 2 |
| 5 | 481023 | S/A LATCH STUD NEW | 1 |
| 6 | 550310 | LATCH STUD SUPPORT | 1 |
| 7 | 201100-QU | 1/4-28 NYLOCK NUT THIN | 1 |
| 8 | 226218 | 5/16-18 x 1 3/4 BH C/S BLK | 1 |
| 9 | 226114 | 1/4-28 x 1 1/2 SOC C/S BLK | 4 |
| 10 | 262100 | 1/4 AN WASHER FLAT | 8 |
| 11 | 526174- 526180 | SEAT FRAME SUPPORT TUBE 14"-20" G424 | 1 |
| 12 | 226223 | 1/4-28 x 1 1/4" BH C/S BLK | 2 |
| 13 | 202111 | 5/16-24 NYLOCK NUT THICK BLK | 2 |

| ITEM | NUMBER | DESCRIPTION | QTY |
|-----------------|-------------------|--|-----|
| 14 | 483288 | 1" SADDLE 5/16-18 THREADED | 2 |
| 15 | 202300 | 1/4-28 NYLOCK NUT THIN BLK ZN | 2 |
| 16 | 202300 | 1/4-28 NYLOCK NUT THIN BLK ZN | 4 |
| 17 | 560315 | 1" BUSHING .065 | 2 |
| 18* | 226217 | 5/16-18 x 2 BH C/S BLK | 2 |
| | 226231 | 5/16-18 x 2 1/2 BH C/S BLK | |
| 19 | 341497 | 10-32 x .020-.130 RIVNUT GOLD | 14 |
| 5-8 | 920244 | S/A LATCH STUD (PR) | |
| 4,17,19 | 660270- 660276 | SEAT FRAME ASSEMBLY | |
| 11,12, 14,15 | 883100- 883106 | SEAT FRAME SUPPORT TUBE ASSEMBLY 14"- 20" | |

* NOTE: SINGLE POST ARMREST USES PART NUMBER 226217 AND DUAL POST ARMREST USES PART NUMBER 226231.

INTEGRATED TILT MOUNTING ASSEMBLY (QUICKIE G-424)

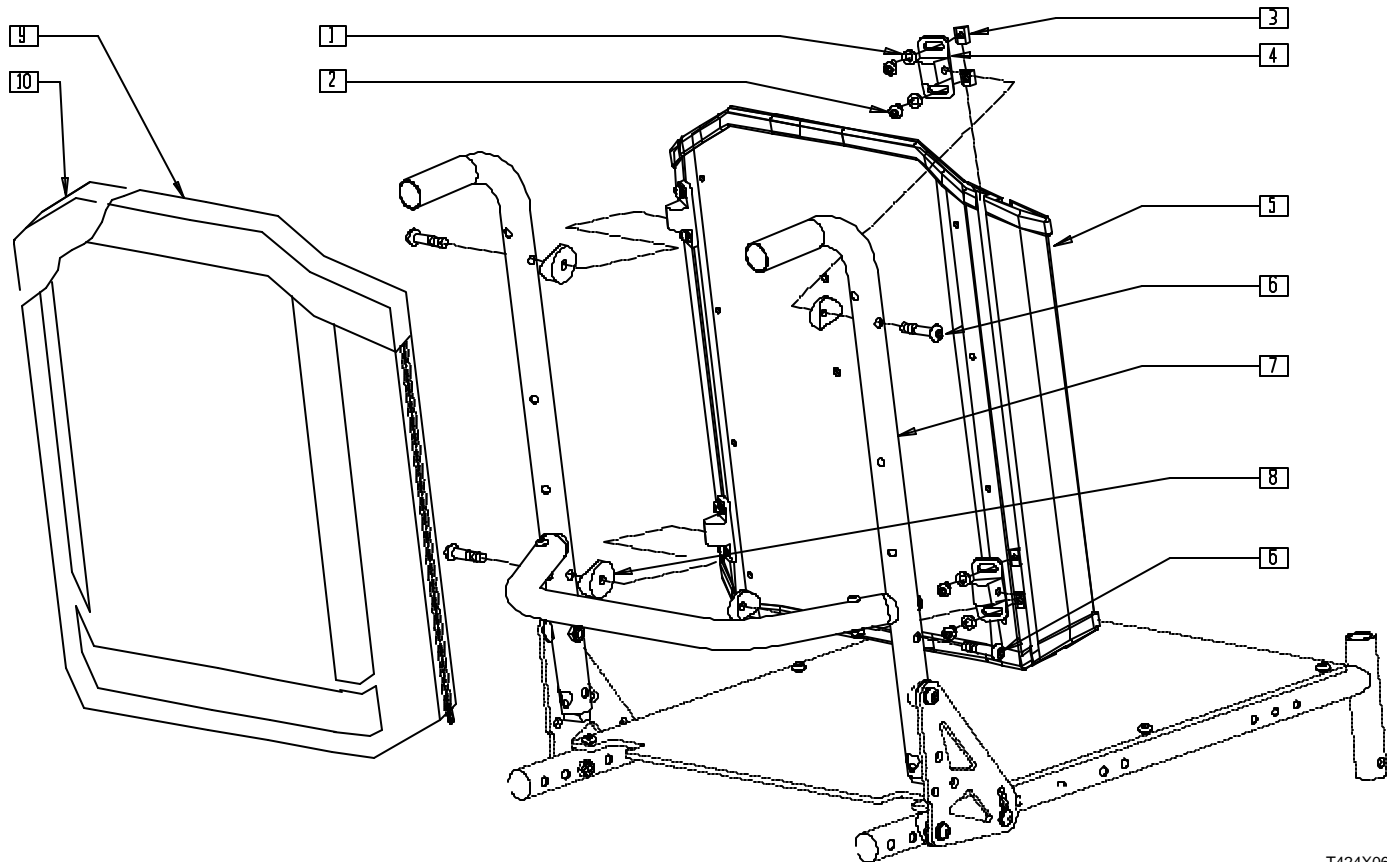


T4240X05

| ITEM | NUMBER | DESCRIPTION | QTY |
|------|-------------------|----------------------------------|-----|
| 1 | 481321 | UPPER SOLID LINKAGE PIVOT | 1 |
| 2 | 560401 | NYLINER BUSHING (10L7-F) | 2 |
| 3 | 222103 | 5/16 AN5-20A HEX C/S | 1 |
| 4 | 261208 | WASHER NYLON | 1 |
| 5 | 483292 | PIVOT RADIUS ROD | 1 |
| 6 | 505926 | TILT LINKAGE ARM W/SOCKETS | 1 |
| 7 | 560403 | NYLINER BUSHING (16L16-F) | 1 |
| 8 | 202106 | 5/16-24 NYLOCK NUT THIN BLK | 2 |
| 9 | 201262 | 3/8-16 NYLOCK NUT | 2 |
| 10 | 261509 | 3/8 SAE WASHER | 2 |
| 11 | 261531 | ACTUATOR THRUST WASHER | 4 |
| 12 | 226329 | 1/2 x 1-3/4 SOC C/S SHOULDER BLK | 2 |
| 13 | 341497 | 10-32 x .020-.130 RIVNUT GOLD | 4 |
| 15 | 226028 | 10-32 x 1 BH C/S BLK | 2 |
| 16 | 561230 | SEAT STOP G424 TILT | 2 |
| 17 | 226171 | 1/4-28 x 1/2" SOC HD C/S | 4 |
| 18 | 262110-OU | 1/4 AN WASHER FLAT THIN | 3 |
| 19 | 262114 | 1/4 WASHER HI COLLAR LOCK ZN | 4 |
| 20 | 542122, 542123 | FRONT MOUNT WELDMNT G424 | 1 |
| 21 | 481411 | 1/4-28 CHANNEL NUT 1.25 SP | 2 |
| 22 | 262100-OU | 1/4 AN WASHER FLAT | 4 |
| 23 | 230037 | M6 x 1.0-10mm SOC HD C/S BLK | 4 |
| 24 | 560008 | PIVOT BUSHING S626 | 2 |
| 25 | 542115 | GLIDE SUPPORT WLDMNT G424 | 1 |
| 26 | 349020 | STROLLER HANDLE RELEASE PIN | 1 |
| 27 | 226109 | 1/4-28 x 3/8 F/H SOCKET C/S | 3 |
| 28 | 505937 | GLIDE STEEL | 1 |

| ITEM | NUMBER | DESCRIPTION | QTY |
|----------|--------|--|-----|
| 29 | 481409 | 1/4-28 CHANNEL NUT 120mm SP | 1 |
| 30 | 881425 | ACTUATOR ASSEMBLY G424 TILT | 1 |
| 31 | 567004 | END PLUG OVAL/BEVEL | 2 |
| 32 | 882009 | TRAY KNOB ASSEMBLY G424 TILT | 2 |
| 33 | 263100 | 5/16 AN WASHER FLAT | 4 |
| 34 | 226217 | 5/16-18 x 2" BH C/S BLK | 4 |
| 35 | 481393 | BACK MOUNT BRKT G424 | 1 |
| 36 | 202117 | 5/16-18 NYLOCK NUT THICK BLK | 4 |
| 37 | 222230 | 5/16-18 x 3/4 HEX C/S G8 | 2 |
| 38 | 481652 | BEARING SPACER XTR | 2 |
| 39 | 881983 | TM40 CONTROL ASSEMBLY R 6 AMP | 1 |
| | 881984 | TM40 CONTROL ASSEMBLY L 6 AMP | |
| 40 | 139425 | WIRING HARNESS TM40 S626 | 1 |
| 41 | 881338 | TOGGLE SWITCH ASSEMBLY TILT R | 1 |
| | 881318 | TOGGLE SWITCH ASSEMBLY TILT L | |
| 42 | 881347 | TM40 TILT CONTROL ASSEMBLY 6 AMP | 1 |
| 43 | 139420 | WIRING HARNESS ALM 424 CG | 1 |
| 44 | 139424 | WIRING HARNESS ALM P500 TK | 1 |
| 45 | 881342 | PILOT + ALM ASSEMBLY 6 AMP | 1 |
| 46 | 881515 | ALM 250LB CONTROL ASSEMBLY S626 | 1 |
| 1-8 | 882001 | TILT LINKAGE ARM W/SOCKET ASSM (PR) | |
| 13,14,31 | 660280 | TILT FRAME BASE ASSEMBLY G424 (EA) | |
| 27,29 | 882004 | TILT GUIDE RAIL ASSEMBLY G424 (PR) | |

INTEGRATED TILT SEAT AND SOLID BACK ASSEMBLY (QUICKIE G-424/S-525)



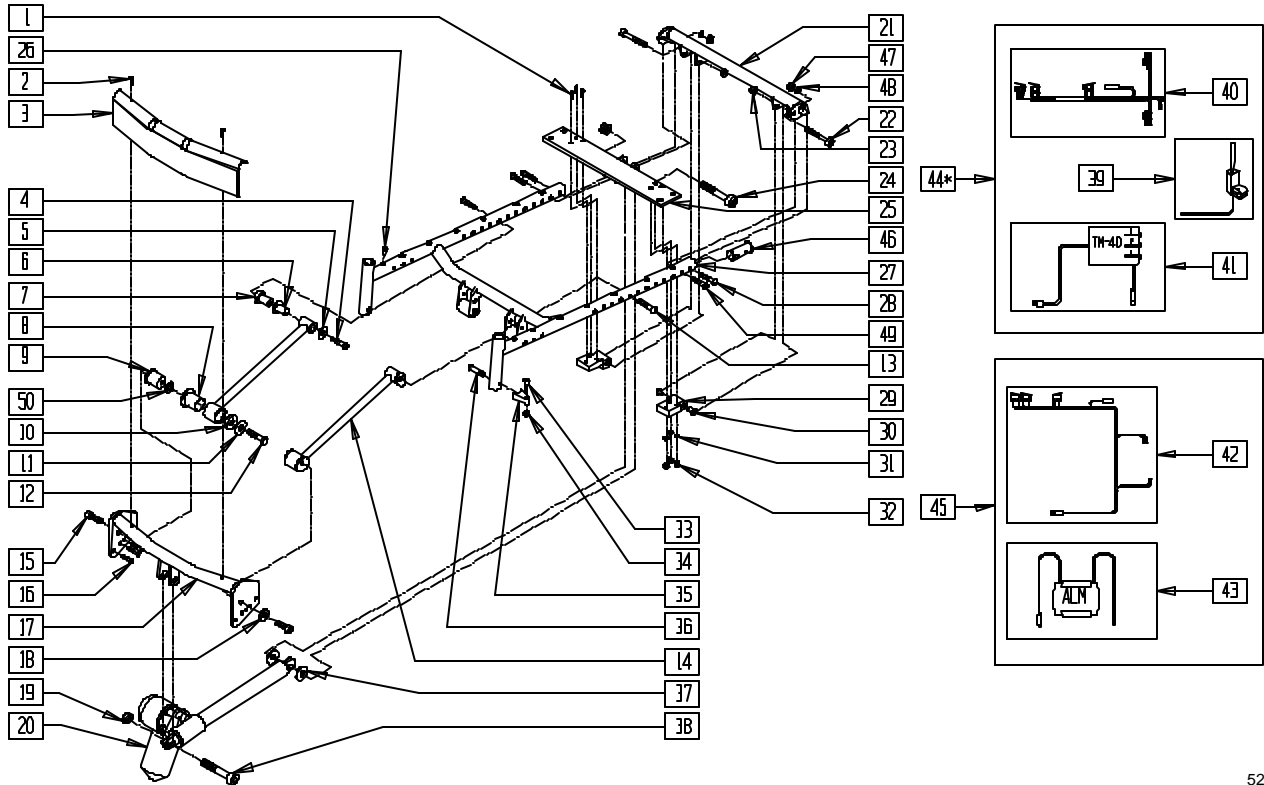
T424X06A

| ITEM | NUMBER | DESCRIPTION | QTY |
|--------|-------------------|---|-----|
| 1 | 267052 | 1/4 AN WASHER FLAT AN960 | 8 |
| 2 | 221094 | 1/4-28 x 7/16 BH C/S BLK | 8 |
| 3 | 481106-QU | CHANNEL UNF NUT 1/4-28 | 8 |
| 4 | 121507 | SOLID BACK MOUNTING BRACKET | 4 |
| 5 | 881850- 881884 | SOLID BACKREST SHELL | 1 |
| 6 | 226291 | 5/16-18 x 1-1/2 BHCS BK W/PTCH | 4 |
| 8 | 561006 | 1" SADDLE 5/16" HOLE | 4 |
| 9 | 681760- 681799 | FOAM INSERT COVER SLD BK (COVER ONLY) | 1 |
| 9,10 | 681850- 681894 | BACK CUSHION SOLID BK 14"x16" - (CUSHION WITH COVER) | 1 |
| 5,9,10 | 687400- 687434 | SOLID BACK ASSEMBLY | |

| ITEM | NUMBER | DESCRIPTION | QTY |
|---------|-------------------|---|-----|
| 1-4,6,8 | 881900 | MOUNT KIT SOLID BACK (2 PR) | |
| | 881795 | MOUNT HDWR SOLID BACK (EA) | |
| 7* | 920754- 920760 | BACK ASSEMBLY LOW 14"- 20" NON-FOLDING W/PLT SEAT | |
| | 920854- 920860 | BACK ASSEMBLY MED 14"- 20" NON-FOLDING W/PLT SEAT | |
| | 920954- 920960 | BACK ASSEMBLY TALL 14"- 20" NON-FOLDING W/PLT SEAT | |
| | 920774- 920780 | BACK ASSEMBLY LOW 14"-20" FOLDING W/PLT SEAT | |
| | 920874- 920880 | BACK ASSEMBLY MED 14"-20" FOLDING W/PLT SEAT | |
| | 920974- 920990 | BACK ASSEMBLY TALL 14"-20" FOLDING W/PLT SEAT | |

* SEE PAGES 5.7 AND 5.9 FOR THE FULL DESCRIPTIONS AND ASSEMBLIES OF THE NON-FOLDING AND FOLDING BACKREST.

PIVOT SYSTEM (S-525 INTEGRATED TILT)



525TLX2B

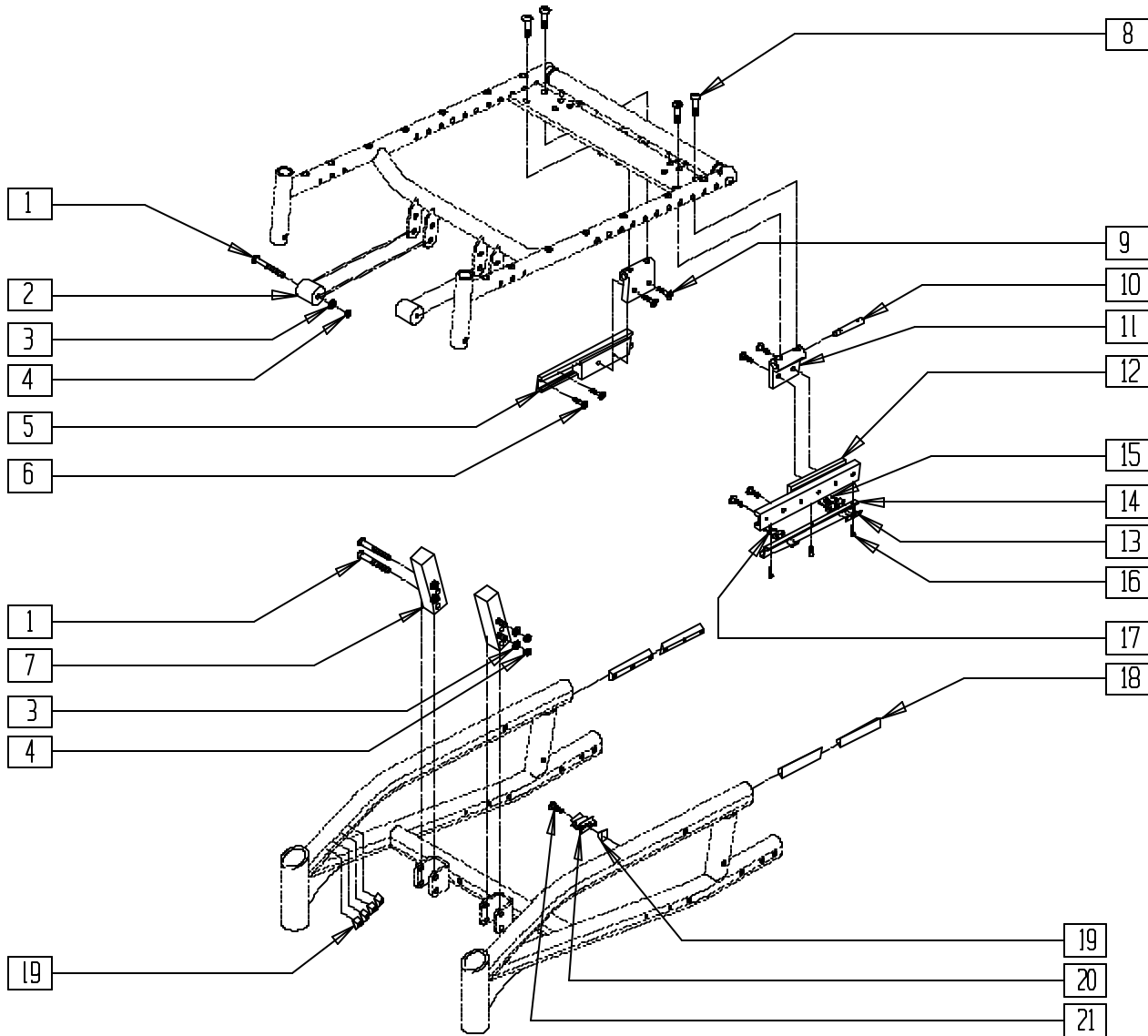
| ITEM | NUMBER | DESCRIPTION | QTY |
|------|---------------|---------------------------------------|-----|
| 1 | 226223 | 1/4-28 x 1 1/4" BH C/S BLK | 6 |
| 2 | 281050 | #10 x 3/4" PAN HD PHLLP SHT MTL | 1 |
| 3 | 560445-560447 | TILT FRONT SHROUD (16" - 20") | 1 |
| 4 | 226283 | 5/16-18 x 1/2 BH C/S BLK ZN | 2 |
| 5 | 263109 | 5/16 FENDER WASHER SS 3/4" OD | 2 |
| 6 | 560401 | NYLINER BUSHING (10L7-F) | 4 |
| 7 | 481793 | TILT LINKAGE SADDLE UPPER | 2 |
| 8 | 560403 | NYLINER BUSHING (16L16-F) | 2 |
| 9 | 481794** | TILT LINKAGE SADDLE (14") | 2 |
| | 481795 | TILT LINKAGE SADDLE (15"-20") | |
| 10 | 481796 | TILT SADDLE WASHER | 2 |
| 11 | 263137 | 3/8 x 1-1/4 FENDER WASHER SS | 2 |
| 12 | 221251 | 3/8-16 x 1/2 HEX HD C/S CL ZN | 2 |
| 13 | 226289 | 5/16-18 x 2 BH C/S BLK ZN (16" ONLY) | 2 |
| 14 | 505926 | TILT LINKAGE ARM W/SOCKETS | 2 |
| 15 | 226326 | 3/8-16 x 1-1/4 G8 SH C/S BLK | 2 |
| 16 | 226071 | 1/4-28 x 1/2 BH C/S BLK | 8 |
| 17 | 505923-505925 | TILT STRUT TUBE W/TAB (16" - 20") | 1 |
| 18 | 263139 | 3/8 WASHER THIN | 2 |
| 19 | 201262 | 3/8-16 NYLOCK NUT | 2 |
| 20 | 880869 | ACTUATOR TILT W/CONNECTORS | 1 |
| 21 | 540380-540386 | BACK TUBE WLDMNT STL S525 (14" - 20") | 1 |
| 22 | 226323 | 5/16 x 1 3/4 SOC C/S SHLDR SS | 2 |
| 23 | 201136 | 1/4-20 NYLOCK NUT HIGH | 2 |
| 24 | 226324 | 1/2 x 1 3/4 SOC C/S SHLDR SS | 1 |
| 25 | 505920-505922 | TILT RR MOUNT PLATE W/TAB (16" - 20") | 1 |
| 26 | 341497 | 10-32 x .020- .130 RIVNUT GOLD | 14 |
| 27 | 520600-520606 | S525 TILT SEAT FRAME (14" - 20") | 1 |
| 28 | 226218 | 5/16-18 x 1 3/4" BH C/S BLK | 2,4 |

| ITEM | NUMBER | DESCRIPTION | QTY |
|------------|----------------|-----------------------------------|-----|
| 29 | 550466, 550666 | TILT PIVOT BLOCK (EA) | 1 |
| 30 | 560444 | IGLIDE G300 BUSHING | 4 |
| 31 | 262110-OU | 1/4 AN WASHER FLAT THIN | 6 |
| 32 | 202300 | 1/4-28 NYLOCK NUT THIN BLK ZN | 6 |
| 33 | 481023 | S/A LATCH STUD NEW | 2 |
| 34 | 201100-OU | 1/4-28 NYLOCK NUT THIN BLK ZN | 2 |
| 35 | 551310 | LATCH STUD SUPPORT BLK | 2 |
| 36 | 226190 | 5/16-18 x 1 3/4 BH C/S SHLDR | 2 |
| 37 | 482010 | SPACER ACTUATOR | 2 |
| 38 | 226325 | 1/2 x 1 1/2 SOC C/S SHLDR SS | 1 |
| 39 | 881338 | TOGGLE SWITCH ASSY TILT R | 1 |
| | 881318 | TOGGLE SWITCH ASSY TILT L | |
| 40 | 139034 | HRNSS M40 TILT CNTRL LWR ST SW | 1 |
| 41 | 881341 | M40 TILT CONTROL ASSY | 1 |
| 42 | 139231 | TILT SWITCH HARNESS | 1 |
| 43 | 881342 | PILOT + ALM ASSY 6 AMP | 1 |
| 44* | 881339 | DUAL TOGGLE CONTROL R ASSY | 1 |
| | 881319 | DUAL TOGGLE CONTROL L ASSY | |
| 45 | 881340 | DRIVE CONTROL ACTIVATION ASSY | 1 |
| 46 | 483185 | SEAT END PLUG | 2 |
| 47 | 202117 | 5/16-18 NYLOCK NUT THICK BLK | 2 |
| 48 | 263100 | 5/16 AN WASHER FLAT | 2 |
| 49 | 226231 | 5/16 -18 x 2 1/2 BH C/S BLK | 2 |
| 50 | 561270** | 3/8 x 5/8 x .060 NYLON WASHER | 2 |
| 33-25 | 881697 | S/A LATCH BLOCK ASSM BLK | |
| 33-36 | 920244 | S/A LATCH ASSM W/BLK BOLT | |
| 1,29-32 | 881331, 881332 | REAR PIVOT BLOCK ASSM (EA) | |
| 4-12,14,50 | 881321 | TILT LINACK ARM ASSM (EA)14" | |
| 4-12,14 | 881322 | TILT LINACK ARM ASSM (EA)15"- 20" | |
| 21-23, | 881323- | BACK TUBE ASSM | |
| 28,46-49 | 881329 | (14"- 20") | |
| 26-27 | 661070- | TILT SEAT FRAME PNTD | |
| | 661076 | (14"- 20") | |

* ITEM 44 CAN BE ORDERED FOR QTRONIX SET-UP OR INTEGRAL CONTROL SYSTEM
 ** IF ITEM 9 (P/N 481794) MEASURES 2" LONG, USE ONE WASHER (ITEM 50, P/N 561270) PER SIDE.

NOTE: FOR ALM MOUNT ASSEMBLY (P/N 882500), SEE BATTERY SUPPORT ASSEMBLY (QUICKIE-S525) ON PAGE 7.11.

SEAT FRAME/FRAME MOUNT SYSTEM (S-525 INTEGRATED TILT)



525TLX1A

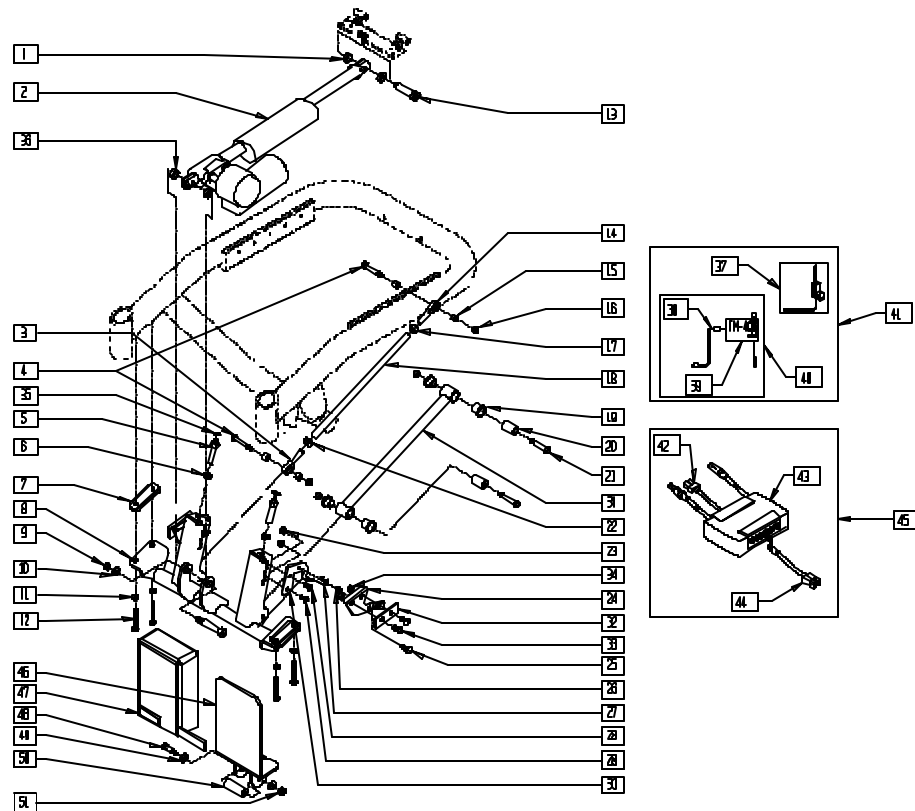
| ITEM | NUMBER | DESCRIPTION | QTY |
|------|-----------|-----------------------------|-----|
| 1 | 226218 | 5/16-18 x 1 3/4" BH C/S BLK | 6 |
| 2 | 580010 | TILT UPPER STOP BLOCK | 2 |
| 3 | 263110-OU | 5/16 AN WASHER FLAT THIN | 6 |
| 4 | 202102 | 5/16-18 NYLOCK NUT THIN | 6 |
| 6 | 226109 | 1/4-28 x 3/8 F/H SOCKET C/S | 12 |
| 7 | 550469 | TILT LOWER STOP BLOCK | 2 |
| 8 | 227100 | 1/4-20 x 7/8 BH C/S BLK | 4 |
| 9 | 226069 | 1/4-20 x 1/2 BH C/S BLK | 4 |
| 10 | 500343 | TILT PIVOT NUT | 2 |
| 11 | 500340 | TILT GLIDE BLOCK | 2 |
| 13 | 124500 | TILT LIMIT SWITCH PLATE | 3 |
| 14 | 501767 | TILT SWITCH MOUNT | 1 |
| 15 | 281013 | 2-56 x 1/2 PAN PHIL M/S BLK | 6 |

| ITEM | NUMBER | DESCRIPTION | QTY |
|-----------|----------------|--------------------------------|-----|
| 16 | 281042 | #4 x 1/4 PH PHIL S/TAP SCREW | 3 |
| 17 | 261536 | #2 x 1/4 FLAT WASHER | 6 |
| 18 | 505137 | TILT RAIL DOVE TAIL 4.5 | 4 |
| 19 | 481106-OU | 1/4-28 CHANNEL NUT | 9 |
| 20 | 500076 | TILT MERCURY SWITCH MOUNT BRKT | 1 |
| | 138506 | SPRING CLIP DRILLED | |
| 21 | 221090 | 1/4-28 x 3/8 BH C/S BLK | 1 |
| 5,12 | 883070 | TILT GUIDE RECEIVER SUB ASSM L | |
| | 883071 | TILT GUIDE RECEIVER SUB ASSM R | |
| 5,6,12-17 | 881336, 881337 | GUIDE REC ASSEMBLY | |
| 19-21 | 881333 | SWITCH MOUNT BRKT ASSEMBLY | |

NOTE: FOR ALM MOUNT ASSEMBLY (P/N 882500), SEE BATTERY SUPPORT ASSEMBLY (QUICKIE-S525) ON PAGE 7.11.

ACTUATOR ASSEMBLY (QUICKIE S-626)

(Discontinued 11/13/01 - parts only)



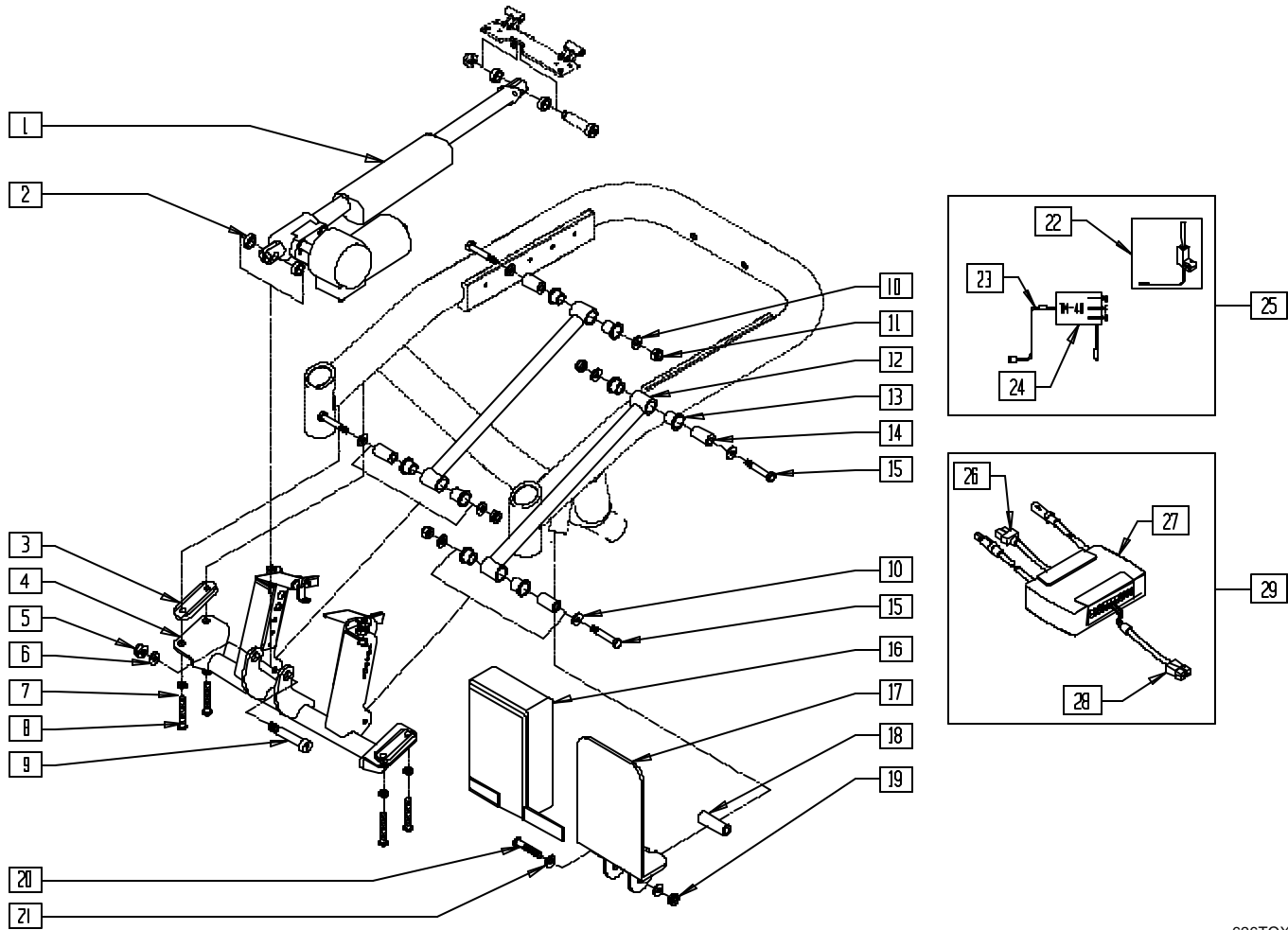
S626X33A

| ITEM | NUMBER | DESCRIPTION | QTY |
|------|-------------------|--------------------------------|-----|
| 1 | 261531 | ACTUATOR THRUST WASHER | 2 |
| 2 | 881037 | ACTUATOR ASSM 400lb S626 | 1 |
| | 880967 | ACTUATOR ASSM 250 S626 | |
| 3 | 340019 | 5/16-24 MALE LH THREAD ROD END | 1 |
| 4 | 222103 | 5/16 AN5-20A HEX C/S | 2 |
| 5 | 340026 | TILT FORWARD STOP ADJ PIN | 2 |
| 6 | 203001 | 3/8-24 NUT THIN | 2 |
| 7 | 483209 | ACTUATOR MOUNT SADDLE S626 | 2 |
| 8 | 542050 | LOWER ACT MOUNT ASSM 16 STD | 1 |
| | 542052 | LOWER ACT MOUNT ASSM 18 STD | |
| | 542051 | LOWER ACT MOUNT ASSM 16 2" | |
| | 542053 | LOWER ACT MOUNT ASSM 18 2" | |
| 9 | 201263 | 3/8-16 NYLOCK NUT BLK ZINC | 1 |
| 10 | 263140 | 3/8 WASHER FLAT | 1 |
| 11 | 263100 | 5/16 AN WASHER FLAT | 4 |
| 12 | 226176 | 5/16-18 x 1 1/2 BH C/S BLK | 4 |
| 13 | 226329 | 1/2 x 1 3/4 SOC C/S SHOULD BLK | 2 |
| 14 | 341717 | 5/16-24 x 5/16 ROD END | 1 |
| 15 | 481320 | UPPER SPHERICAL LINKAGE SPACER | 4 |
| 16 | 202111 | 5/16-24 NYLOCK NUT THICK BLK | 4 |
| 17 | 202108 | 5/16-24 HEX JAM NUT | 4 |
| 18 | 526061 | LINK TUBING SPHERICAL STD | 1 |
| | 526062 | LINK TUBING SPHERICAL 2" | |
| 19 | 560401 | NYLINER BUSHING (10L7-F) | 4 |
| 20 | 481321 | UPPER SOLID LINKAGE PIVOT | 2 |
| 21 | 222103 | 5/16 AN5-20A HEX C/S | 2 |
| 22 | 202118 | 5/16-24 HEX THIN NUT LH THREAD | 1 |
| 23 | 202300 | 1/4-28 NYLOCK NUT THIN BLK ZN | 6 |
| 24 | 481253, 481254 | ANTI TIP ACTUATION LEVER | 1 |
| 25 | 226090 | 1/4-28 x 5/8 BH C/S | 2 |
| 26 | 481039 | BACK REL BUSHING RIGID | 2 |

| ITEM | NUMBER | DESCRIPTION | QTY |
|-------|-----------|---------------------------------|-----|
| 27 | 321727, | ANTI TIP ACTUATION SPRING (EA) | 1 |
| | 321728 | | |
| 28 | 226076 | 1/4-28 x 1/2 FH C/S W/PATCH | 2 |
| 29 | 226071 | 1/4-28 x 1/2 BH C/S BLK | 2 |
| 30 | 505567, | ANTI TIP ACTUATION BRACKET | 1 |
| | 505568 | | |
| 31 | 542032 | TILT SEATING FIXED LINKAGE | 1 |
| | 542041 | TILT SEATING FXED LNKGE 2" LIFT | |
| 32 | 562001 | ANTI TIP ACTUATION RUB BLOCK | 2 |
| 33 | 226018 | 10-32 x 3/8 BH C/S W/PATCH BLK | 4 |
| 34 | 200101 | 10-32 NYLOCK NUT THIN | 4 |
| 35 | 340018 | RUBBER INSULATOR S525 | 2 |
| 36 | 261531 | ACTUATOR THRUST WASHER | 2 |
| 37 | 881318 | TOGGLE SWITCH ASSY TILT L | 1 |
| | 881338 | TOGGLE SWITCH ASSY TILT R | |
| 38 | 139425 | WIRING HARNESS TM40 S626 | 1 |
| 39 | 910055 | AUTO STOP TILT CONTROL M40 | 1 |
| 40 | 881341 | TM40 TILT CONTROL ASSY | 1 |
| 41 | 881517 | TM40 CNTRL ASSM R S626 | 1 |
| | 881518 | TM40 CNTRL ASSM L S626 | |
| 42 | 139424 | WIRING HARNESS ALM P500 TK | 1 |
| 43 | 881342 | PILOT + ALM ASSY 6 AMP | 1 |
| | 881343 | PILOT + ALM ASSY 10 AMP | |
| | 139427 | WIRING HARNESS WP COVER ALM | |
| 44 | 881515 | ALM 250lb CNTRL ASSM S626 | 1 |
| | 881516 | ALM 400lb CNTRL ASSM S626 | |
| 46 | 505648 | ALM TM40 MOUNT | 1 |
| 47 | 750155 | WATER PROOF COVER ALM | 1 |
| 48 | 226166 | 1/4-28 x 2 1/2 BH C/S BLK | 1 |
| 49 | 262100-QU | 1/4 AN WASHER FLAT | 2 |
| 50 | 505569 | ALM MOUNT SPACER | 1 |
| 51 | 204110 | 1/4-28 NYLOCK NUT BLK ZN | 1 |
| 46-51 | 880753 | ALM TM40 MOUNT ASSM | |

ACTUATOR, LINKAGE, AND CONTROL ASSEMBLIES (QUICKIE S-626)

(Effective 11/13/01)

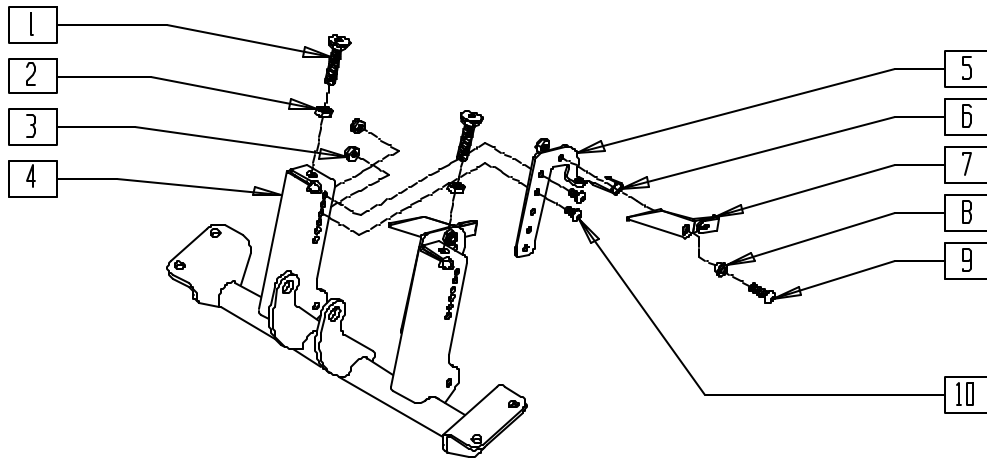


626TOX04

| ITEM | NUMBER | DESCRIPTION | QTY |
|------|--------|--------------------------------|-----|
| 1 | 881037 | ACTUATOR ASSM 400LB S626 | 1 |
| | 880967 | ACTUATOR ASSM 250 S626 | |
| 2 | 261531 | ACTUATOR THRUST WASHER | 2 |
| 3 | 483209 | ACTUATOR MOUNT SADDLE S626 | 2 |
| 4 | 884190 | TILT LOWER MNT SUB ASSM 16 STD | 1 |
| | 884191 | TILT LOWER MNT SUB ASSM 18 STD | |
| | 884192 | TILT LOWER MNT SUB ASSM 16 2" | |
| | 884193 | TILT LOWER MNT SUB ASSM 18 2" | |
| 5 | 201263 | 3/8-16 NYLOCK NUT BLK ZINC | 1 |
| 6 | 263140 | 3/8 WASHER FLAT | 1 |
| 7 | 263100 | 5/16 AN WASHER FLAT | 4 |
| 8 | 226176 | 5/16-18 x 1 1/2 BH C/S BLK | 4 |
| 9 | 226329 | 1/2 x 1-3/4 SOC C/S SHOULD BLK | 1 |
| 10 | 263100 | 5/16 AN WASHER FLAT | 8 |
| 11 | 202111 | 5/16-24 NYLOCK NUT THICK BLK | 4 |
| 12 | 542032 | TILT SEATING FIXED LINKAGE | 2 |
| | 542041 | TLT SEATING FXED LNKGE 2" LIFT | |
| | | | |
| 13 | 560401 | NYLINER BUSHING (10L7-F) | 8 |
| 14 | 481321 | UPPER SOLID LINKAGE PIVOT | 4 |
| 15 | 222103 | 5/16 AN5-20A HEX C/S | 4 |
| 16 | 750155 | WATER PROOF COVER ALM | 1 |
| 17 | 505648 | ALM TM40 MOUNT | 1 |

| ITEM | NUMBER | DESCRIPTION | QTY |
|-------|-------------------|--------------------------------------|-----|
| 18 | 505569 | ALM MOUNT SPACER | 1 |
| 19 | 204110 | 1/4-28 NYLOCK NUT BLK ZN | 1 |
| 20 | 226166 | 1/4-28 x 2 1/2 BH C/S BLK | 1 |
| 21 | 262100-OU | 1/4 AN WASHER FLAT | 1 |
| 22 | 881318, 881338 | TOGGLE SWITCH ASSY TILT (EA) | 1 |
| 23 | 139425 | WIRING HARNESS TM40 S626 | 1 |
| 24 | 881341 | TM40 TILT CONTROL ASSY | 1 |
| 25 | 881517, 881518 | TM40 CNTRL ASSM S626 (EA) | |
| 26 | 139424 | WIRING HARNESS ALM P500 TK | 1 |
| 27 | 881342 | PILOT + ALM W/VELCRO 6 AMP | 1 |
| | 881343 | PILOT + ALM W/VELCRO 10 AMP | |
| 28 | 139427 | WIRING HARNESS WP COVER ALM | 1 |
| 29 | 881515 | ALM 250LB CNTRL ASSM S626 | |
| | 881516 | ALM 400LB CNTRL ASSM S626 | |
| 16-21 | 880753 | ALM TM40 MOUNT ASSM | |
| 2-15 | 884170 | TILT LOWER MNT ASSM 16 STD 626 (STD) | |
| | 884171 | TILT LWR MNT ASSM 18 STD 626 (WIDE) | |
| | 884172 | TILT LOWER MNT ASSM 16 2" S626 (STD) | |
| | 884173 | TILT LWR MNT ASSM 18 2" S626 (WIDE) | |

TILT LOWER ACTUATOR MOUNT ASSEMBLY (QUICKIE S-626) (Effective 11/13/01)



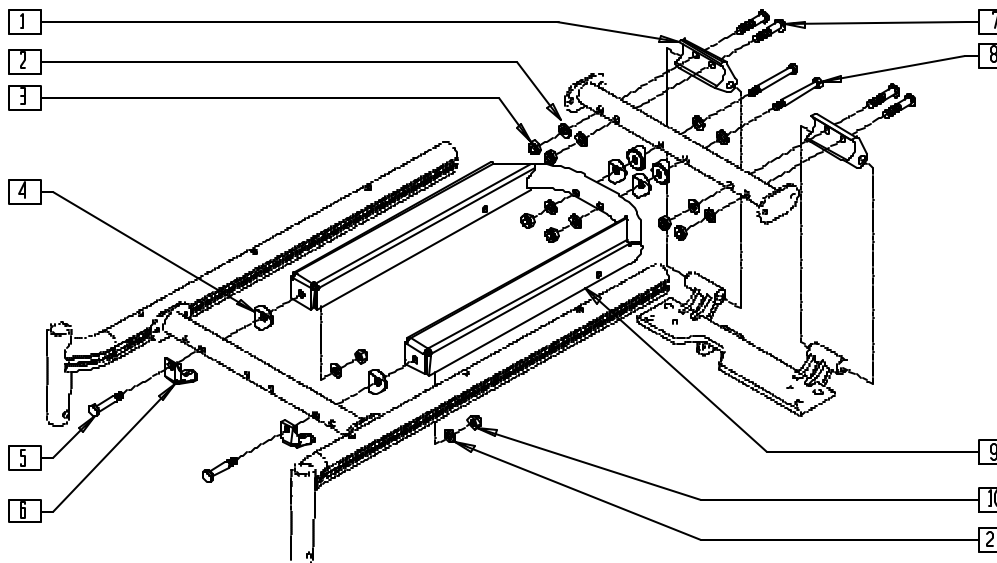
626TOX01

| ITEM | NUMBER | DESCRIPTION | QTY |
|------|-------------------|----------------------------------|-----|
| 1 | 330006 | M12X1.75 FRNT SPRT SEAT SCREW | 2 |
| 2 | 210075 | M12 x 1.75 HEX JAM NUT | 2 |
| 3 | 202300 | 1/4-28 NYLOCK NUT THIN BLK ZN | 6 |
| 4 | 542098 | LOWER ACT MOUNT ASSM 16 T & R | 1 |
| | 542099 | LOWER ACT MOUNT ASSM 18 T & R | |
| | 547101 | LOWER ACT MOUNT ASSM 16 T & R 2" | |
| | 547102 | LOWER ACT MOUNT ASSM 18 T & R 2" | |
| 5 | 505567, 505568 | ANTI TIP ACTUATION BRACKET (EA) | 1 |
| 6 | 321727, 321728 | ANTI TIP ACTUATION SPRING (EA) | 1 |

| ITEM | NUMBER | DESCRIPTION | QTY |
|------|-------------------|--------------------------------------|-----|
| 7 | 541049, 541050 | ANTI TIP ACTUATOR LEVER (EA) | 1 |
| 8 | 481039 | BACK REL BUSHING RIGID | 2 |
| 9 | 226090 | 1/4-28 x 5/8 BH C/S | 2 |
| 10 | 226071 | 1/4-28 x 1/2 BH C/S BLK | 4 |
| 1-10 | 884190 | TILT LWR MNT SUB ASSM 16 STD (STD) | |
| | 884191 | TILT LWR MNT SUB ASSM 18 STD (WIDE) | |
| | 884192 | TILT LOWER MNT SUB ASSM 16 2" (STD) | |
| | 884193 | TILT LOWER MNT SUB ASSM 18 2" (WIDE) | |

NOTE: RIGHT SIDE BRACKET AND SPRING (ITEMS 5 AND 6) USED INSIDE THE LEFT UPRIGHT; AND LEFT SIDE BRACKET AND SPRING (ITEMS 5 AND 6) USED INSIDE THE RIGHT UPRIGHT.

TILT FRAME ASSEMBLY (QUICKIE S-626) (Discontinued 11/13/01 - parts only)



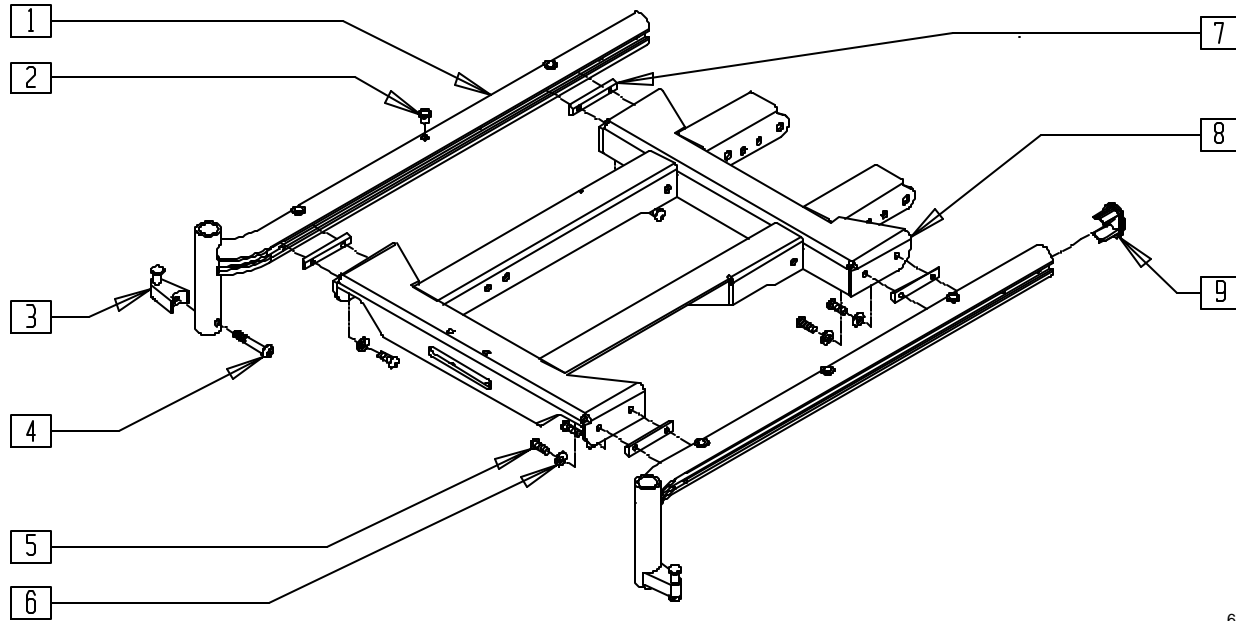
S6260X24

| ITEM | NUMBER | DESCRIPTION | QTY |
|------|--------|------------------------------|-----|
| 1 | 505524 | REAR CROSS TUBE BOSS | 2 |
| 2 | 263100 | 5/16 AN WASHER FLAT | 10 |
| 3 | 202117 | 5/16-18 NYLOCK NUT THICK BLK | 4 |
| 4 | 561006 | 1" SADDLE 5/16" HOLE | 6 |
| 5 | 222101 | 5/16 AN5-16A HEX C/S | 2 |
| 6 | 505554 | TILT BOTTOM STOP PAD | 2 |

| ITEM | NUMBER | DESCRIPTION | QTY |
|------|--------|----------------------------------|-----|
| 7 | 226218 | 5/16-18 x 1 3/4" BH C/S BLK | 4 |
| 8 | 222102 | 5/16 AN5-26A HEX C/S | 2 |
| 9 | 542058 | TILT SEAT CHANNEL WLDMNT 16"/18" | 1 |
| | 542059 | TILT SEAT CHANNEL WLDMNT 18" | |
| 10 | 202111 | 5/16-24 NYLOCK NUT THICK BLK | 4 |

TILT FRAME ASSEMBLY (QUICKIE S-626)

(Effective 11/13/01)



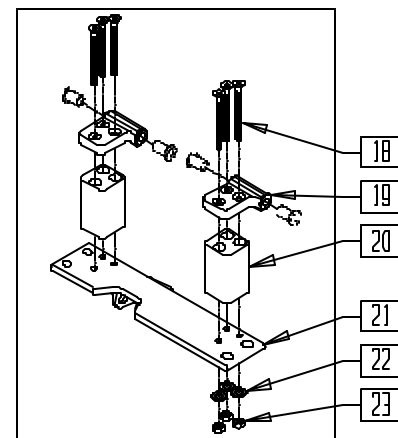
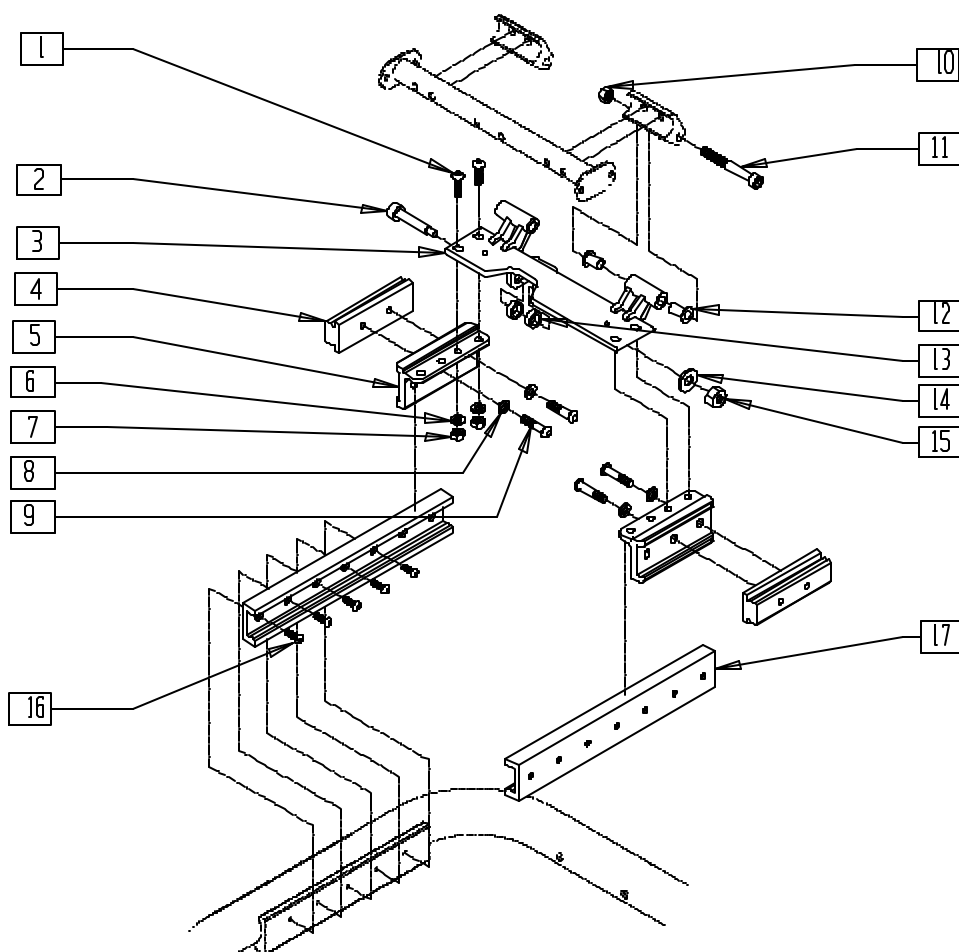
626TOX02

| ITEM | NUMBER | DESCRIPTION | QTY |
|------|---------------|-----------------------------------|-----|
| | 2 | 10-32 x .020-.130 RIVNUT GOLD | 3 |
| | 3 | S/A LATCH BLOCK ASSM BLK | 2 |
| | 4 | 5/16-18 x 1 3/4" BH C/S BLK | 2 |
| | 5 | 1/4-28 x 7/16 BH CS BLK W/PTCH | 8 |
| | 6 | 1/4 AN WASHER FLAT THIN | 8 |
| | 7 | 1/4-28 CHANNEL NUT 1.75" SP | 4 |
| 8 | 542500-542508 | 14-24W TILT CHNNL WLDMT (.5) TUBE | 1 |
| | 542532-542538 | TILT CHANNEL WLDMNT 16-24W LONG | |

| ITEM | NUMBER | DESCRIPTION | QTY |
|-------|----------------|-----------------------------------|-----|
| 9 | 567003 | END PLUG OVAL | 1 |
| 1,2,9 | 660180, 660181 | FLRD SEAT RAIL ASSM STD S626 (EA) | |
| | 660182, 660183 | FLRD SEAT RAIL ASSM LNG S626 (EA) | |
| | 660184 | STRGHT SEAT RAIL ASSM STD S626 | |
| | 660185 | STRGHT SEAT RAIL ASSM LNG S626 | |

TILT SEAT SLIDING PLATE ASSEMBLY (QUICKIE S-626)

(Discontinued 11/13/01)



2" LIFT OPTION
(20" SEAT HEIGHT)

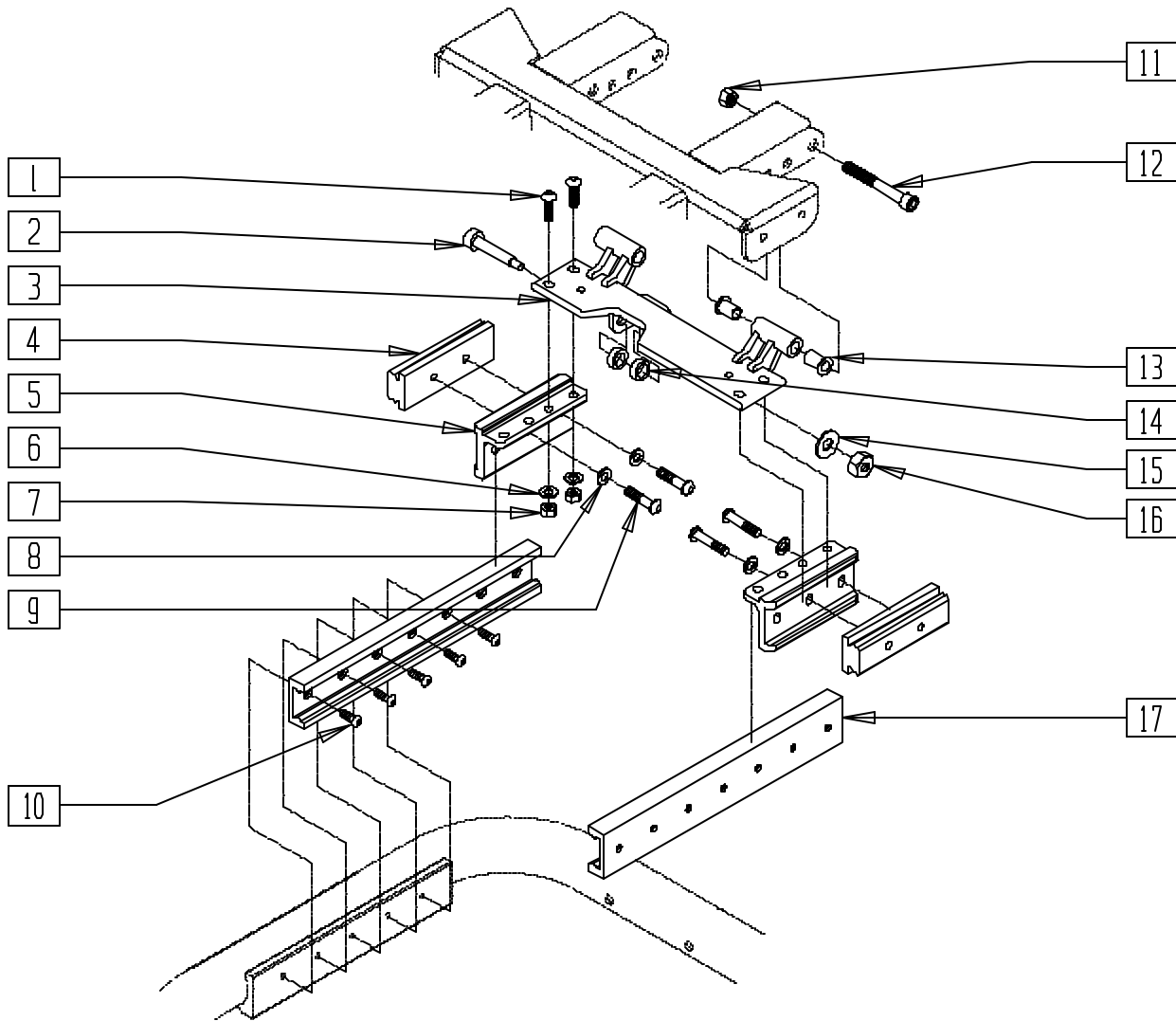
S6260X37

| ITEM | NUMBER | DESCRIPTION | QTY |
|------|-----------|--------------------------------|-----|
| 1 | 226181 | 5/16-18 x 1 BH C/S BLK | 4 |
| 2 | 226329 | 1/2 x 1-3/4 SOC C/S SHOULD BLK | 1 |
| 3 | 542067 | TILT RR PLT WLDMNT STD 16" | 1 |
| | 542068 | TILT RR PLT WLDMNT STD 18" | |
| 5 | 483248 | GLIDE BLOCK METRIC S626 | 2 |
| 6 | 263110-QU | 5/16 AN WASHER FLAT THIN | 4 |
| 7 | 202117 | 5/16-18 NYLOCK NUT THICK BLK | 4 |
| 8 | 250095 | M8 WASHER NARROW | 4 |
| 9 | 235007 | M8 x 1.25 x 16 BH C/S | 4 |
| 10 | 201263 | 3/8-16 NYLOCK NUT BLK ZINC | 2 |
| 11 | 226310 | 3/8-16 x 3 SOC HD C/S BLK | 2 |
| 12 | 349529 | TILT REAR PLT PIVT BUSHNG S626 | 4 |
| 13 | 261531 | ACTUATOR THRUST WASHER | 2 |

| ITEM | NUMBER | DESCRIPTION | QTY |
|------|-----------|--------------------------------------|-----|
| 14 | 263140 | 3/8 WASHER FLAT | 1 |
| 15 | 201263 | 3/8-16 NYLOCK NUT BLK ZINC | 1 |
| 16 | 226078 | 1/4-20 x 3/4 BH C/S W/PATCH | 10 |
| 18 | 221217 | 1/4-28 x 3 1/4" FH C/S BLK | 6 |
| 19 | 483186 | CROSS PLATE BLOCK | 2 |
| 20 | 505515 | TILT 2" LIFT BLOCK S626 | 2 |
| 21 | 542048 | REAR PLT WLDMNT 16" 2" LIFT | 1 |
| | 542049 | REAR PLT WLDMNT 18" 2" LIFT | |
| 22 | 262100-QU | 1/4 AN WASHER FLAT | 6 |
| 23 | 204110 | 1/4-28 NYLOCK NUT BLK ZN | 6 |
| 4,17 | 883155 | TILT GUIDE RAIL ASSEMBLY 250 lb (EA) | 2 |
| | 883156 | TILT GUIDE RAIL ASSEMBLY 400 lb (EA) | |

TILT SEAT SLIDING PLATE ASSEMBLY (QUICKIE S-626)

(Effective 11/13/01)

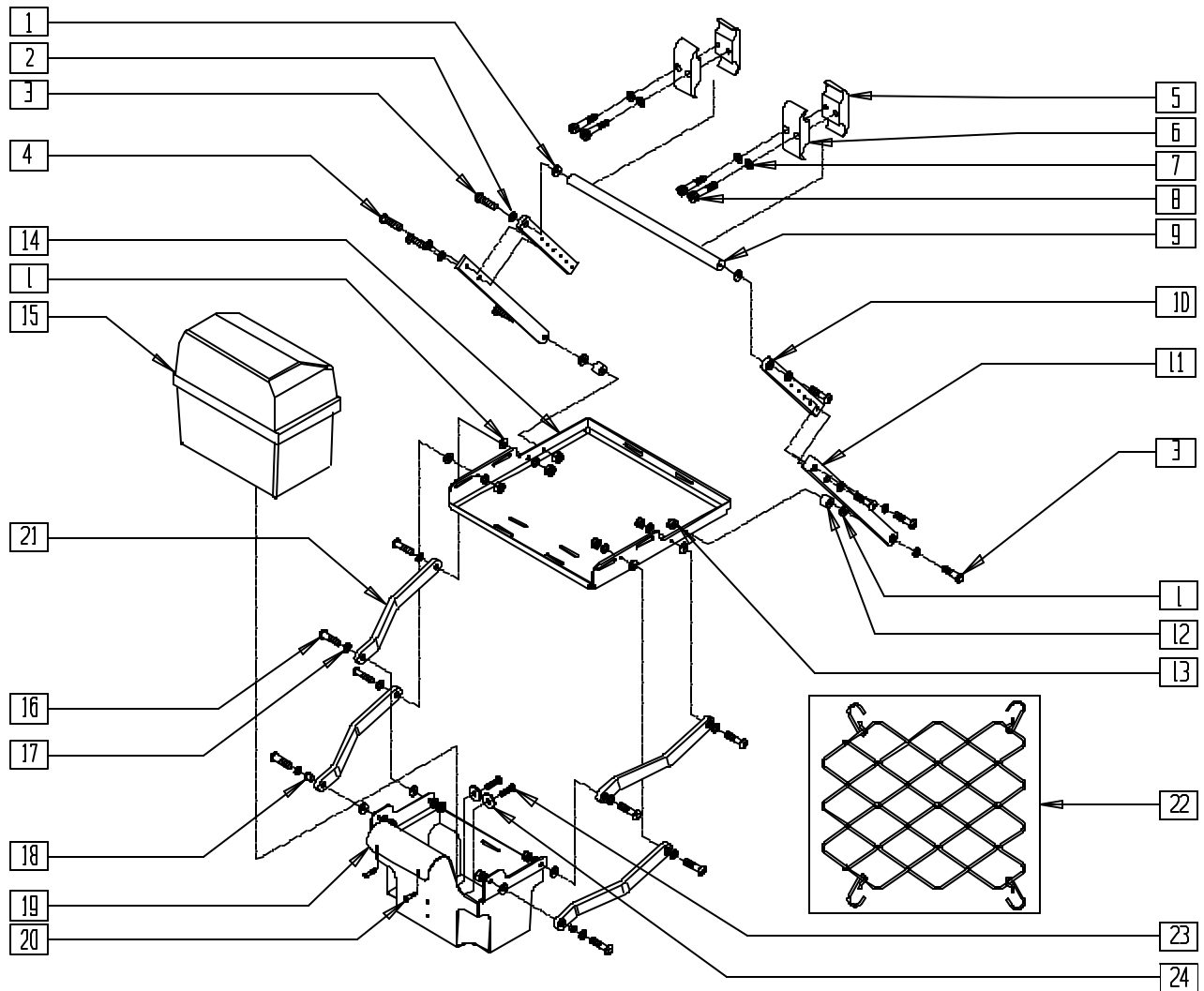


626TOX03

| ITEM | NUMBER | DESCRIPTION | QTY |
|------|-----------|--------------------------------|-----|
| 1 | 226181 | 5/16-18 x 1 BH C/S BLK | 4 |
| 2 | 226329 | 1/2 x 1-3/4 SOC C/S SHOULD BLK | 1 |
| 3 | 540870 | REAR PLATE WLDMT 16" 626 T/R | 1 |
| | 540871 | REAR PLATE WLDMT 18" 626 T/R | |
| | 541029 | HEIGHT PLATE WLDMT 16" REAR | |
| | 541030 | HEIGHT PLATE WLDMT 18" REAR | |
| 5 | 483248 | GLIDE BLOCK METRIC S626 | |
| 6 | 263110-QU | 5/16 AN WASHER FLAT THIN | 4 |
| 7 | 202117 | 5/16-18 NYLOCK NUT THICK BLK | 4 |
| 8 | 250095 | M8 WASHER NARROW | 4 |
| 9 | 235007 | M8 x 1.25 x 16 BH C/S | 4 |
| 10 | 226078 | 1/4-20 x 3/4 BH C/S W/PATCH | 10 |

| ITEM | NUMBER | DESCRIPTION | QTY |
|-------------------|--------|---------------------------------------|-----|
| 11 | 201263 | 3/8-16 NYLOCK NUT BLK ZINC | 2 |
| 12 | 226331 | 3/8-16 x 2-1/4 SOC HD C/S BLK | 2 |
| 13 | 349595 | BEARING IGUS 3/8 x 15/32 x 1/2 | 4 |
| 14 | 261531 | ACTUATOR THRUST WASHER | 2 |
| 15 | 263140 | 3/8 WASHER FLAT | 1 |
| 16 | 201263 | 3/8-16 NYLOCK NUT BLK ZINC | 1 |
| 4,17 | 883155 | TILT GUIDE RAIL ASSM 250 LB | |
| | 883156 | TILT GUIDE RAIL ASSM 400 LB | |
| 1-3,5-9, 11-16 | 883060 | TILT SEAT SLIDE PLT ASSM 16" (STD) | |
| | 883061 | TILT SEAT SLIDE PLT ASSM 18" (WIDE) | |
| | 883062 | TILT SEAT SLIDE PLT ASSM 16 2" (STD) | |
| | 883063 | TILT SEAT SLIDE PLT ASSM 18 2" (WIDE) | |

VENT TRAY ASSEMBLY (QUICKIE S-626)

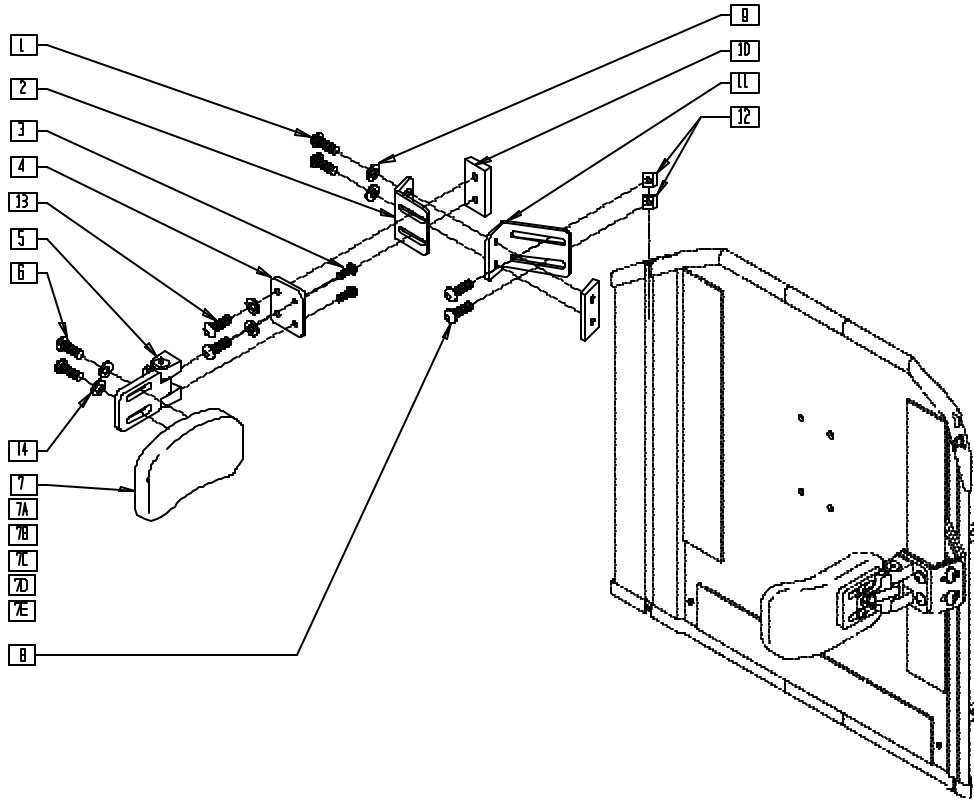


S6260X3B

| ITEM | NUMBER | DESCRIPTION | QTY |
|------|-----------|-------------------------------|-----|
| 1 | 561059 | 3/4 OD x .318 ID WASHER | 12 |
| 2 | 263110-OU | 5/16 AN WASHER FLAT THIN | 12 |
| 3 | 226250 | 5/16 x 1 SH SHLDR BOLT 1" | 6 |
| 4 | 226247 | 1/4-28 x 5/8 B/H C/S BLACK G5 | 6 |
| 5 | 550576 | CLAMP 2 1/4" THREADED BLK | 2 |
| 6 | 550477 | CLAMP 2 1/4" RECESS BLK | 2 |
| 7 | 262114 | 1/4 WASHER HI COLLAR LOCK ZN | 4 |
| 8 | 226112 | 1/4-28 x 1 SOC C/S BLK | 4 |
| 9 | 526055 | VENT TRAY CROSS TUBE S626 | 1 |
| 10 | 505559 | VENT TOP DRIVING LINK S626 | 2 |
| 11 | 505558 | VENT BOTTOM DRIVE LINK S626 | 2 |
| 12 | 483198 | VENT TRAY SPACER S626 | 2 |
| 13 | 201105 | 1/4-20 NYLOCK NUT THIN | 10 |
| 14 | 505557 | VENT TRAY S626 | 1 |

| ITEM | NUMBER | DESCRIPTION | QTY |
|--------------------|-----------|----------------------------------|-----|
| 15 | 887711 | BTTY BX BTM W/STRP(GP22)P120 | 1 |
| | 887712 | BTTY BOX LID FRNT (GRP22) P120 | |
| 16 | 226249 | 5/16 x 3/8 SH SHLDR BOLT 3/8" | 10 |
| 17 | 263110-OU | 5/16 AN WASHER FLAT THIN | 12 |
| 18 | 560249 | 5/16 ID x 1/4 IGLIDE BUSHING | 12 |
| 19 | 540207 | VENT BATTERY CAGE WELDMNT S626 | 1 |
| 20 | 227110 | 1/4-28 x 1 BH C/S BLK ZN | 2 |
| 21 | 483199 | VENT TRAY LINK S626 | 4 |
| 22 | 360000 | VENT TRAY VENT BUNGIE S626 | 1 |
| 23 | 222205 | 1/4-14 x 1/2 PAN HEAD TP SCREW | 2 |
| 24 | 455037-OU | 1/4 x 1 FLAT WASHER | 2 |
| 5-8 | 884101 | VENT TRAY CLAMP ASSEMBLY S626 | |
| 1-4,9-14, 16-22 | 884102 | VENT TRAY ASSEMBLY S626 | |
| 1-24 | 920553 | VENT TRAY/BATT BOX ASSEMBLY S626 | |

LATERAL PAD ASSEMBLY

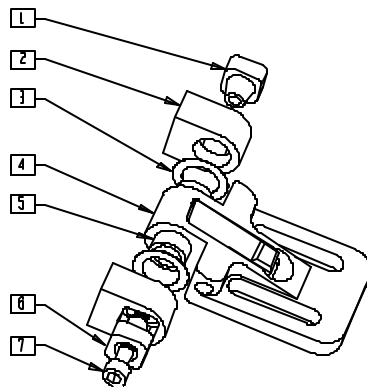


TCG00X20

| ITEM | NUMBER | DESCRIPTION | QTY |
|---------|-----------|----------------------------------|-----|
| 1 | 226071 | 1/4-28 x 1/2 BH C/S BLK | 4 |
| 2 | 120093 | SWING AWAY LATERAL L BRACKET | 1 |
| 3 | 226018-OU | 10-32 x 3/8 BH C/S W/PATCH BLK | 2 |
| 4 | 120091 | SWING AWAY LATERAL FLAT BRACKET | 1 |
| 5 | 476180 | SWING AWAY LATERAL ASSEMBLY | 1 |
| 6 | 455013 | 10-32 x 1/2 ALLEN BH SCW | 1 |
| 6.7,15 | 450852 | TRUNK PAD CURVED 3"H x 6"L 1" CN | |
| 6.7A,15 | 450854 | TRUNK PAD CURVED 4"H x 5"L 1" CN | |
| 6.7B,15 | 450855 | TRUNK PAD CURVED 4"H x 6"L 1" CN | |
| 6.7C,15 | 450822 | TRUNK PAD FLAT 3"H x 6"L 1" CN | |
| 6.7D,15 | 450824 | TRUNK PAD FLAT 4"H x 5"L 1" CN | |
| 6.7E,15 | 450825 | TRUNK PAD FLAT 4"H x 6"L 1" CN | |

| ITEM | NUMBER | DESCRIPTION | QTY |
|------------|-----------|-----------------------------------|-----|
| 8 | 476304 | 1/4-28 x .31 BHCS W/PATCH | 2 |
| 9 | 261111 | 9/32 x 5/8 WASHER BLK | 6 |
| 10 | 330134 | THREADED PLATE | 2 |
| 11 | 120092 | SWING AWAY LATERAL LONG L BRACKET | 1 |
| 12 | 481106-OU | CHANNEL UNF NUT 1/4-28 | 2 |
| 13 | 226247 | 1/4-28 x 5/8 B/H C/S BLK G5 | 2 |
| 14 | 455031 | #10 AN WASHER .32 SS | 2 |
| 1,2,4,7-13 | 881902 | LATERAL BRACKET ASSM SOLID BACK | |
| 1-5,8-13 | 900475 | S/A LATERAL ASSM SOLID BACK | |

LATERAL SWING AWAY ASSEMBLY



TCG00X19

| ITEM | NUMBER | DESCRIPTION | QTY |
|------|---------|----------------------------------|-----|
| 1 | 476186 | END CAP-THREADED ADJ SA | 1 |
| 2 | 476189 | BASE MOUNT ADJ SA | 2 |
| 3 | M-2154 | WASHER NYLON 5 x .75 x .10 THICK | 2 |
| 4 | X476190 | SLOTTED BRACKET ADJ SA | 1 |

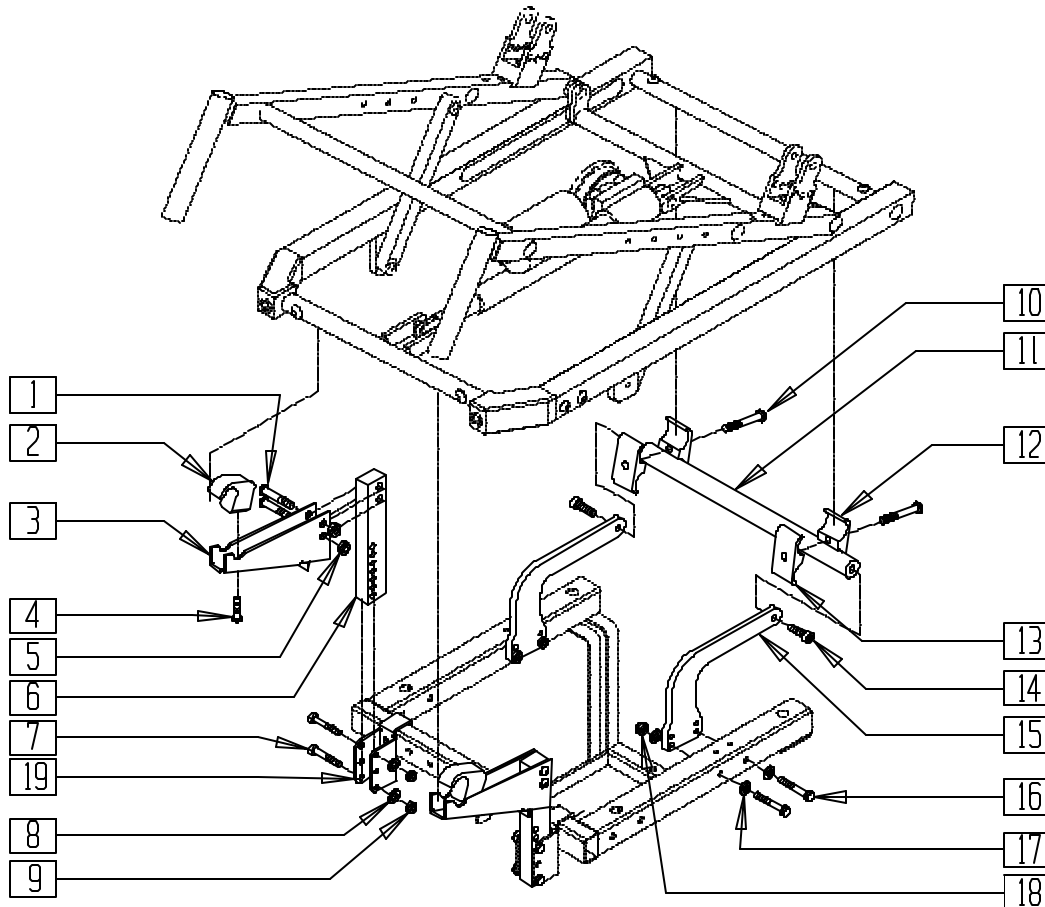
| ITEM | NUMBER | DESCRIPTION | QTY |
|------|--------|-------------------------------|-----|
| 5 | 476185 | AXLE ADJ SA | 1 |
| 6 | 476187 | END CAP-NON THRD ADJ SA | 1 |
| 7 | M-2152 | 10-32 x 1 1/2 SOC C/S BLK | 1 |
| 1-7 | 476180 | ADJUSTABLE LATERAL SWING AWAY | 1 |

Power Seating Systems (Tiltmaster)

IN THIS SECTION

| | | | |
|---|-------|--|-------|
| Mounting Hardware (Tiltmaster CG G-424 Tilt Interface) | 19.1 | 80° Heavy Duty Footrest Hanger (Tiltmaster CG) | 19.12 |
| Mounting Hardware (Tiltmaster TK P320) | 19.2 | Power Chair Elevating Legrest (Tiltmaster CG) ... | 19.13 |
| Mounting Hardware (Tiltmaster TK Z500) | 19.3 | Plastic Side Guard (Tiltmaster CG) | 19.14 |
| Mounting Hardware (Tiltmaster TK QTS) | 19.4 | Seat Pan (Tiltmaster CG) | 19.14 |
| Mounting Hardware (Tiltmaster TK Storm) (Old Style) | 19.5 | Wiring Harness Assembly (Tiltmaster CG) | 19.15 |
| Battery, Tray, and Box (Tiltmaster TK QTS) | 19.6 | TM 34 Wiring Harness Assembly (Tiltmaster CG) | 19.16 |
| Frame (Tiltmaster CG) | 19.7 | Tiltmaster Mounting Assembly (Quickie P300) | 19.17 |
| Headrest (Tiltmaster CG) (Disc.) | 19.8 | Tiltmaster Mounting Assembly (Quickie P320) | 19.17 |
| Headrest (Tiltmaster CG) | 19.8 | Tiltmaster Mounting Assembly (Invacare Storm-Old) | 19.18 |
| Height-Adjustable Flip-back Armrest (Tiltmaster CG) | 19.9 | Tiltmaster Mounting Assembly (Invacare Storm-New) | 19.18 |
| Solid Back (Tiltmaster) | 19.10 | Tiltmaster Mounting Assembly (Pride Jazzy) | 19.19 |
| Dual-post Height-adjustable Armrest (Tiltmaster CG) | 19.11 | Vent Tray Assembly (Quickie Power Tilt) | 19.20 |
| Dual-post Armrest Receiver (Tiltmaster CG) | 19.12 | | |

MOUNTING HARDWARE (TILTMASER CG G-424 TILT INTERFACE)

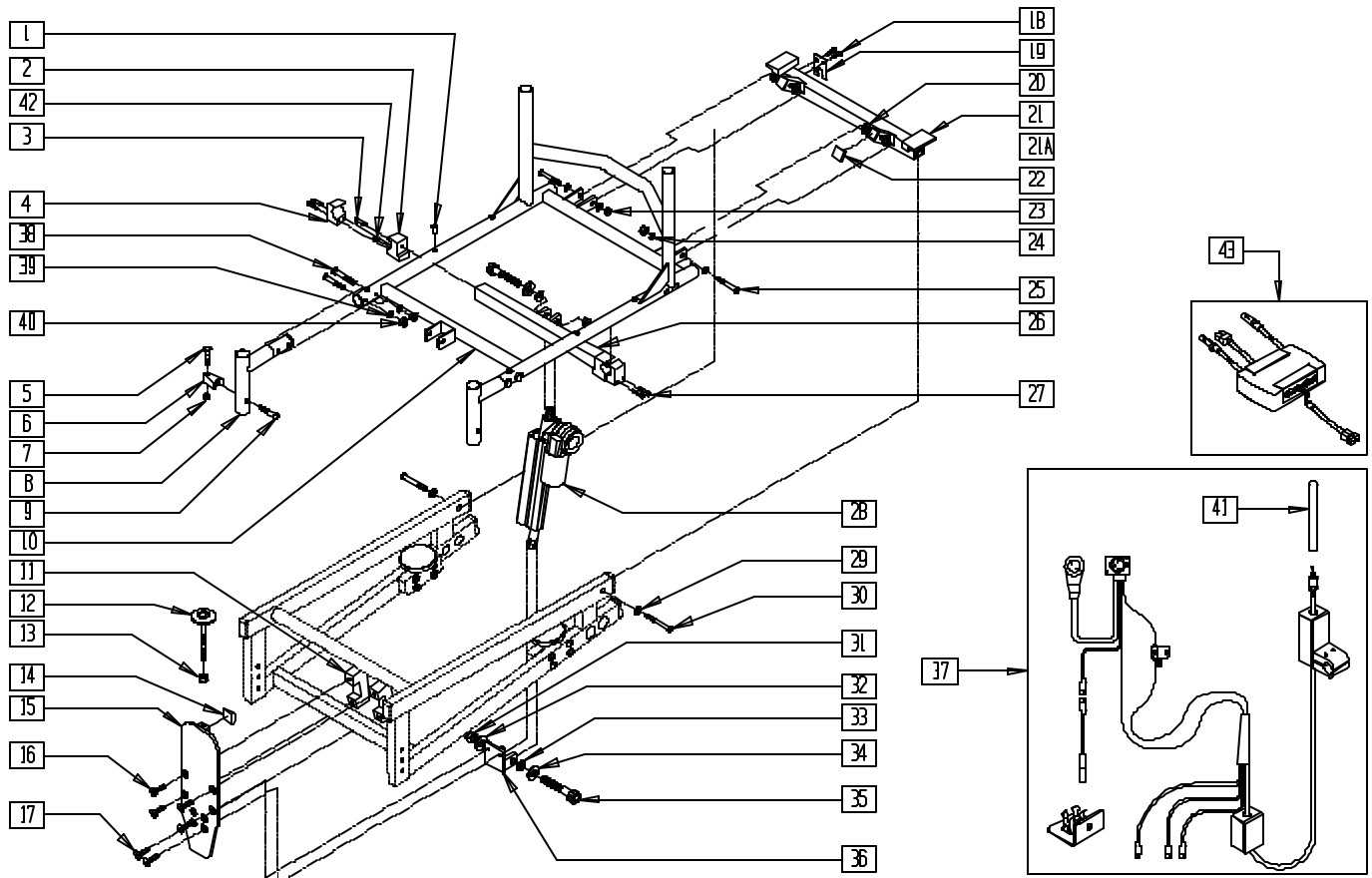


CG424X01

| ITEM | NUMBER | DESCRIPTION | QTY |
|------|--------|--------------------------------|-----|
| 1 | 226214 | 3/8-16 x 1 1/2" BH C/S BLK ZN | 4 |
| 2 | 122088 | FRONT CLAMP G424 TILT | 2 |
| 3 | 505495 | FRONT ARM G424 TILT | 2 |
| 4 | 222230 | 5/16-18 x 3/4 HEX C/S G8 | 2 |
| 5 | 201234 | 3/8-16 NYLOCK NUT THIN | 4 |
| 6 | 122085 | FRONT POST G42 TILT | 2 |
| 7 | 226190 | 5/16-18 x 1 3/4 BH C/S SHLDR | 4 |
| 8 | 263100 | 5/16 AN WASHER FLAT | 4 |
| 9 | 202103 | 5/16-18 NYLOCK NUT THICK | 4 |
| 10 | 222109 | 5/16-18 x 1 1/4" BH C/S BLK ZN | 2 |

| ITEM | NUMBER | DESCRIPTION | QTY |
|------|-----------|-------------------------------|-----|
| 11 | 520790 | FRONT TUBE G424 TILT | 1 |
| 12 | 550003-OU | SEAT ANGLE CLAMP SHORT CG | 2 |
| 13 | 550921 | SEAT ANGLE CLMP SHORT THRD CG | 2 |
| 14 | 222104 | 5/16-18 x 1" SOC C/S BLK ZN | 2 |
| 15 | 500325 | STEEL ARM G424 TILT | 2 |
| 16 | 221191 | 1/4-28 x 2 1/4 G8 HEX C/S | 4 |
| 17 | 262110 | 1/4 AN WASHER FLAT THIN | 4 |
| 18 | 201110 | 1/4-28 NYLOCK NUT | 4 |
| 19 | 481178 | FRONT SEAT MOUNT G424 | 2 |
| 1-19 | 882950 | T/M G424 TILT MOUNT HDWR ASSM | |

MOUNTING HARDWARE (TILTMMASTER TK P320)

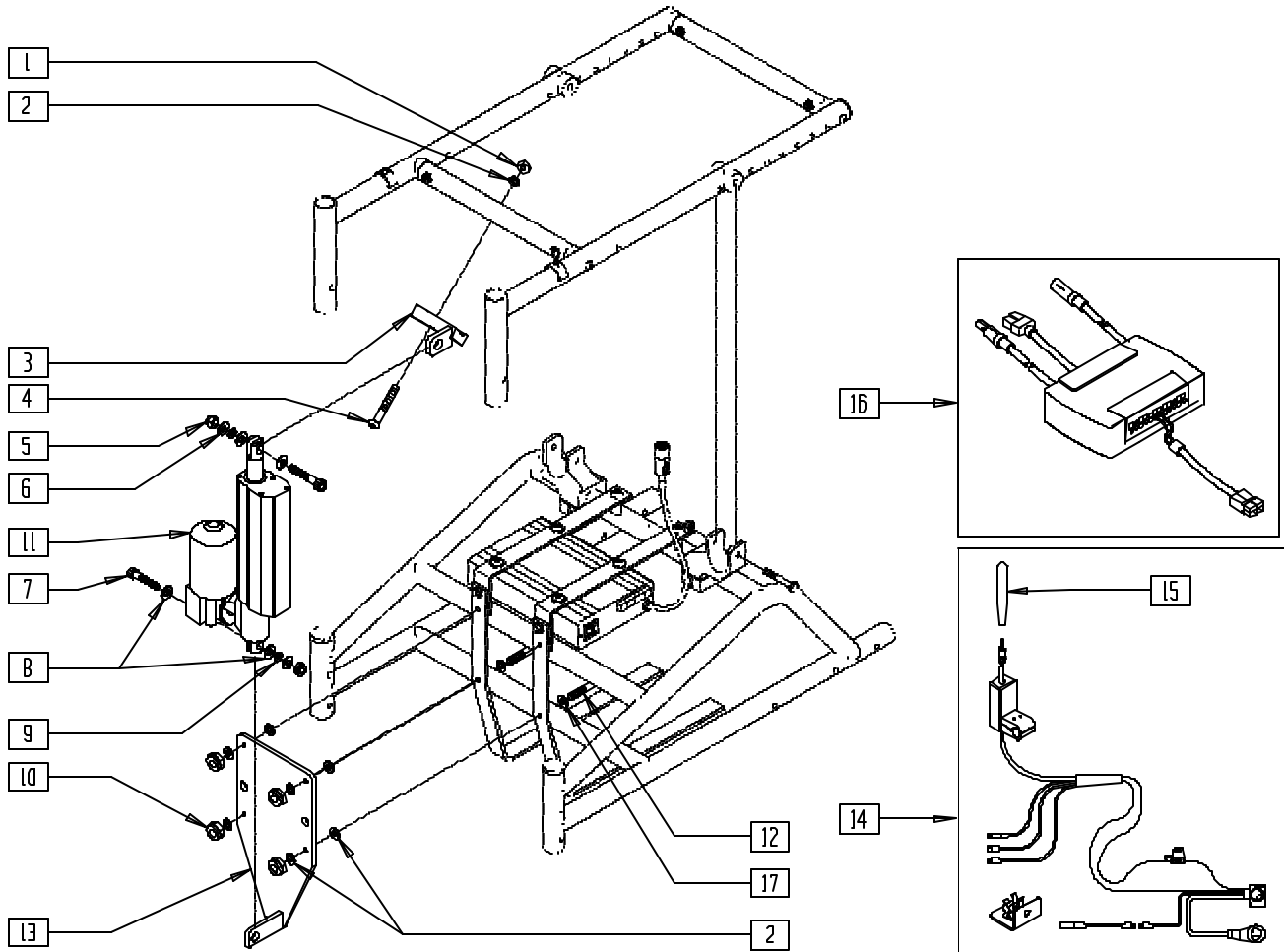


TKT320X1

| ITEM | NUMBER | DESCRIPTION | QTY |
|------|-------------------|---|-----|
| 2 | 550035 | SEAT CLAMP TOP BRACKET | 2 |
| 3 | 201339 | 3/8-16 x 1" SOC C/S BLK ZN | 2 |
| 4 | 550006 | SEAT ANGLE CLMP 5D RECESS C.G | 2 |
| 5 | 481023 | S/A LATCH STUD NEW | 2 |
| 6 | 550310 | LATCH STUD SUPPORT | 2 |
| 7 | 201100 | 1/4-28 NYLOCK NUT THIN | 2 |
| 8 | 541013, 541014 | HANGER REC WLDMNT TK P320 | 2 |
| 9 | 226190 | 5/16-18 x 1 3/4 BH C/S SHLDR | 2 |
| 11 | 550961 | BATTERY TRAY CLAMP CG | 2 |
| 12 | 340017 | ADJUSTABLE SWIVEL GLIDE | 1 |
| 13 | 201138 | 3/8-16 HEX NUT | 1 |
| 14 | 349578 | RUBBER SUBBASE BUMPER | 1 |
| 15 | 541015 | MOUNTING PLATE TK P320 | 1 |
| 16 | 226281 | 5/16-18 x 1/2 FH CS BLK ZN | 4 |
| 17 | 2251 | 5/16-18 x 3/4" FH SOC CS | 2 |
| 18 | 226017 | 10-32 x 3/8" BH C/S BLK | 2 |
| 19 | 550919 | CHARGER MOUNTING PLATE CG | 1 |
| 20 | 560005 | REAR BRACKET SPACER TK 320 | 4 |
| 21 | 541093- 541099 | REAR BRACKET 18 STF 14" - 20" WIDE | 1 |
| 21A | 541100- 541106 | REAR BRACKET 19 STF 14" - 20" WIDE | 1 |
| 22 | 562422 | 1 x 3/4 SQUARE END CAP | 2 |
| 23 | 202104 | 5/16-24 NYLOCK NUT | 2 |
| 24 | 263100 | 5/16 AN WASHER FLAT | 4 |
| 25 | 226231 | 5/16-18 x 2 1/2 BH C/S BLK | 2 |
| 26 | 541020- 541028 | TOP BRACKET WELDMNT (12" - 20" WIDE) | 1 |
| 27 | 221116 | 1/4-20 x 1 SOC HD BLK | 4 |

| ITEM | NUMBER | DESCRIPTION | QTY |
|------------------------|-------------------|--|-----|
| 28 | 881008 | ACTUATOR ASSM | 1 |
| 29 | 263100 | 5/16 AN WASHER FLAT | 2 |
| 30 | 226231 | 5/16-18 x 2 1/2 BH C/S BLK | 2 |
| 31 | 201262 | 3/8-16 NYLOCK NUT | 2 |
| 32 | 261521 | 5/16 x 7/8 OD CUT WASHER | 2 |
| 33 | 561273 | 1/2 x 3/4 x .060 NYLON WASHER | 4 |
| 34 | 561270 | 3/8 x 5/8 x .060 NYLON WASHER | 2 |
| 35 | 226251 | 1/2 x 2 SOC C/S SHOULDER BLK | 2 |
| 36 | 541016 | CLEVIS WELDMNT TK P320 | 1 |
| 37 | 880789 | WIRING HARNESS | 1 |
| 38 | 201110 | 1/4-28 NYLOCK NUT | 4 |
| 39 | 227130 | 1/4-28 x 1 1/2 BH C/S BLK ZN | 4 |
| 40 | 262100-OU | 1/4 AN WASHER FLAT | 4 |
| 41 | 138153 | TOGGLE SWITCH BAT CG | 1 |
| 42 | 225110 | 10-32 x 3/8" SET SCREW | 2 |
| 43 | 881342 | PILOT ALM ASSM 6 AMP | 1 |
| | 881343 | PILOT ALM ASSM 10 AMP | |
| 5-7,9 | 920220 | S/A LATCH ASSEMBLY W/BOLT | |
| 12-15 | 820050 | MNT PLT SUB-ASSM P320 TK | |
| 12-17, 31,36 | 821001 | FRONT MNT PLATE ASSM P320 TK | |
| 2-4,26,42 | 820051- 820057 | TOP BRKT 14" SUB-ASSM P320 TK | |
| 2,3,26,27, 31-35,42 | 821002- 821008 | TOP BRACKET ASSM P320 TK (14" - 20" WIDE) | |
| 18-25, 29,30 | 821010- 821025 | RR BRKT ASSM 18 STF STD (14" - 20" WIDE) | |
| 1,10 | 663802- 663866 | SEAT FRAME P300 LOW 14" x 14" - 20" x 18" | |

MOUNTING HARDWARE (TILTMMASTER TK Z500)

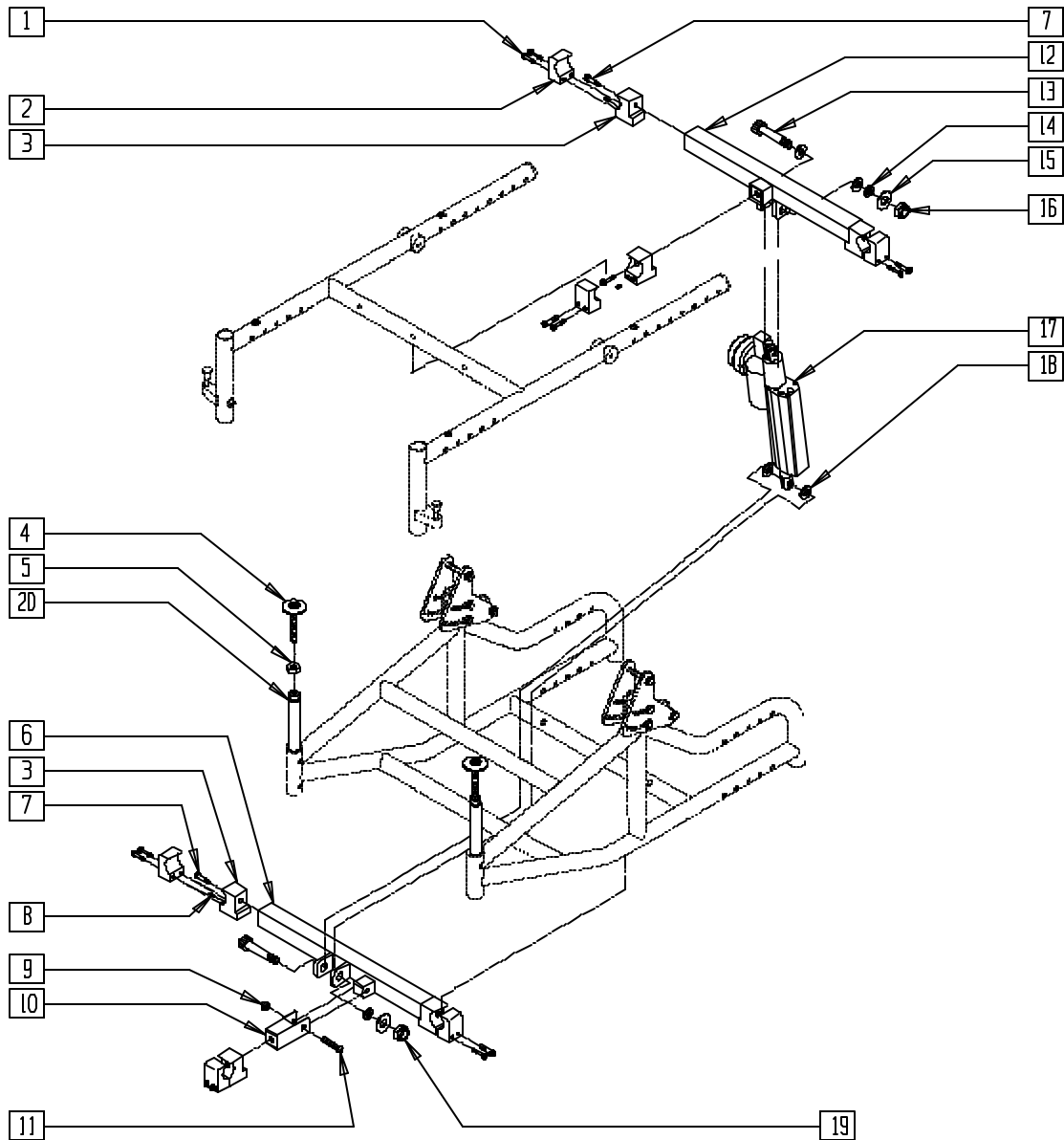


TKT50X01

| ITEM | NUMBER | DESCRIPTION | QTY |
|------|-----------|---------------------------------|------|
| 1 | 201136 | 1/4-20 NYLOCK NUT HIGH | 1-2 |
| 2 | 262100-QU | 1/4 AN WASHER FLAT | 9-10 |
| 3 | 541068 | TOP BRKT 12-16 W SINGLE LOCK P5 | 1 |
| | 541069 | TOP BRKT 15-16W DUAL LOCK P500 | |
| 4 | 221140 | 1/4-20 x 1 3/4 HEX C/S | 1-2 |
| 5 | 201262 | 3/8-16 NYLOCK NUT | 2 |
| 6 | 261511 | 3/8 x 7/8 OD WASHER FLAT SS | 2 |
| 7 | 226229 | 1/2" x 1" SOC C/S SHOULDER | 2 |
| 8 | 561273 | 1/2 x 3/4 x .060 NYLON WASHER | 4 |
| 9 | 561270 | 3/8 x 5/8 x .060 NYLON WASHER | 2 |

| ITEM | NUMBER | DESCRIPTION | QTY |
|-------------------|--------|------------------------------|-----|
| 10 | 201136 | 1/4-20 NYLOCK NUT HIGH | 4 |
| 11 | 881007 | ACTUATOR ASSM P500 TK | 1 |
| 12 | 226152 | 1/4-20 x 2 BH C/S | 4 |
| 13 | 541133 | FRONT MOUNT ASSM P500 | 1 |
| 14 | 880859 | WIRING HARNESS ASSM P500 TK | 1 |
| 15 | 138153 | TOGGLE SWITCH BAT CG | 1 |
| 16 | 881342 | PILOT + ALM ASSY 6 AMP | 1 |
| 17 | 262130 | 6mm WASHER WAVE | 4 |
| 1-10,12, 13,17 | 820062 | MOUNTING HDWR 12-14" P500 TK | |
| | 820063 | MOUNTING HDWR 12-14" P500 TK | |

MOUNTING HARDWARE (TILTMMASTER TK QTS)

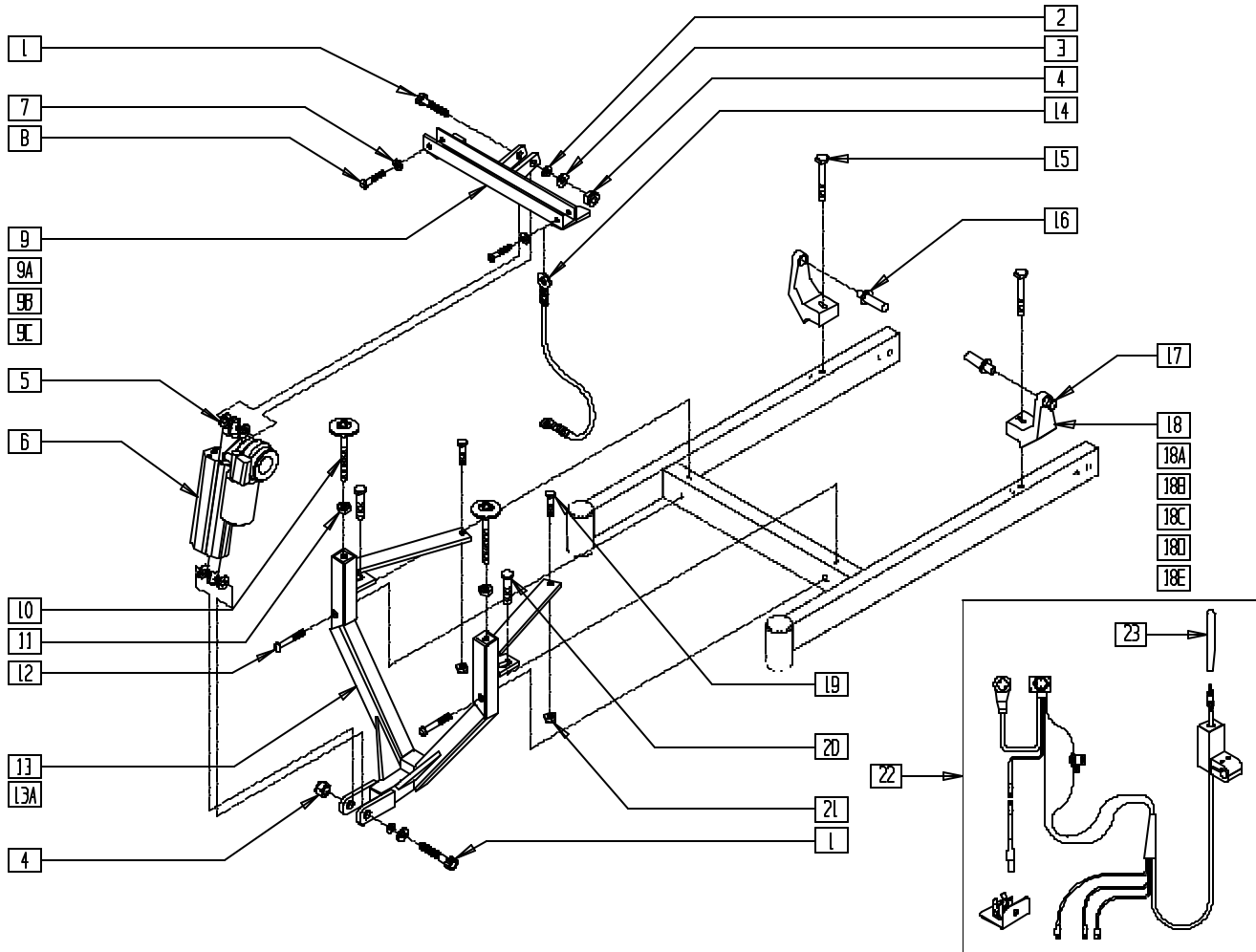


TKQTSX01

| ITEM | NUMBER | DESCRIPTION | QTY |
|------|-------------------|---|-----|
| 1 | 221116 | 1/4-20 x 1 SOC HD BLK | 12 |
| 2 | 550006 | SEAT ANGLE CLMP 5D RECESS C.G. | 6 |
| 3 | 550036 | BRACKET CLAMP QTS TK | 6 |
| 4 | 340017 | ADJUSTABLE SWIVEL GLIDE | 2 |
| 5 | 201138 | 3/8-16 HEX NUT | 2 |
| 6 | 541051- 541055 | BASE FRAME LOWER ACT MOUNT (16" - 20") | 1 |
| 7 | 201339 | 3/8-16 x 1 SOC C/S B | 6 |
| 8 | 225110 | 10-32 x 3/8 SET SCREW | 6 |
| 9 | 201105 | 1/4-20 NYLOCK NUT THIN | 1 |
| 10 | 541114 | LOWER ACT SUPPORT BRACE WELD | 1 |
| 11 | 226080 | 1/4-20 x 1 1/4 BH C/S SS | 1 |

| ITEM | NUMBER | DESCRIPTION | QTY |
|------------|-------------------|--|-----|
| 12 | 541070- 541074 | UPPER ACT MOUNT SEAT FRAME TS (16" - 20") | 1 |
| 13 | 226251 | 1/2 x 2 SOC C/S SHOULDER BLK | 2 |
| 14 | 561270 | 3/8 x 5/8 x .060 NYLON WASHER | 2 |
| 15 | 261511 | 3/8 x 7/8" OD WASHER FLAT SS | 2 |
| 16 | 201262 | 3/8-16 NYLOCK NUT | 1 |
| 17 | 881007 | ACTUATOR ASSM P500 TK | 1 |
| 18 | 561273 | 1/2 x 3/4 x .060 NYLON WASHER | 4 |
| 19 | 201138 | 3/8-16 HEX NUT | 2 |
| 20 | 481299 | STOP BLOCK FRONT BASE | 2 |
| 1-16,18-20 | 881192- 881196 | MOUNTING HARDWARE QTS TK (16" - 20") | |

MOUNTING HARDWARE (TILTMMASTER TK STORM) (OLD STYLE)

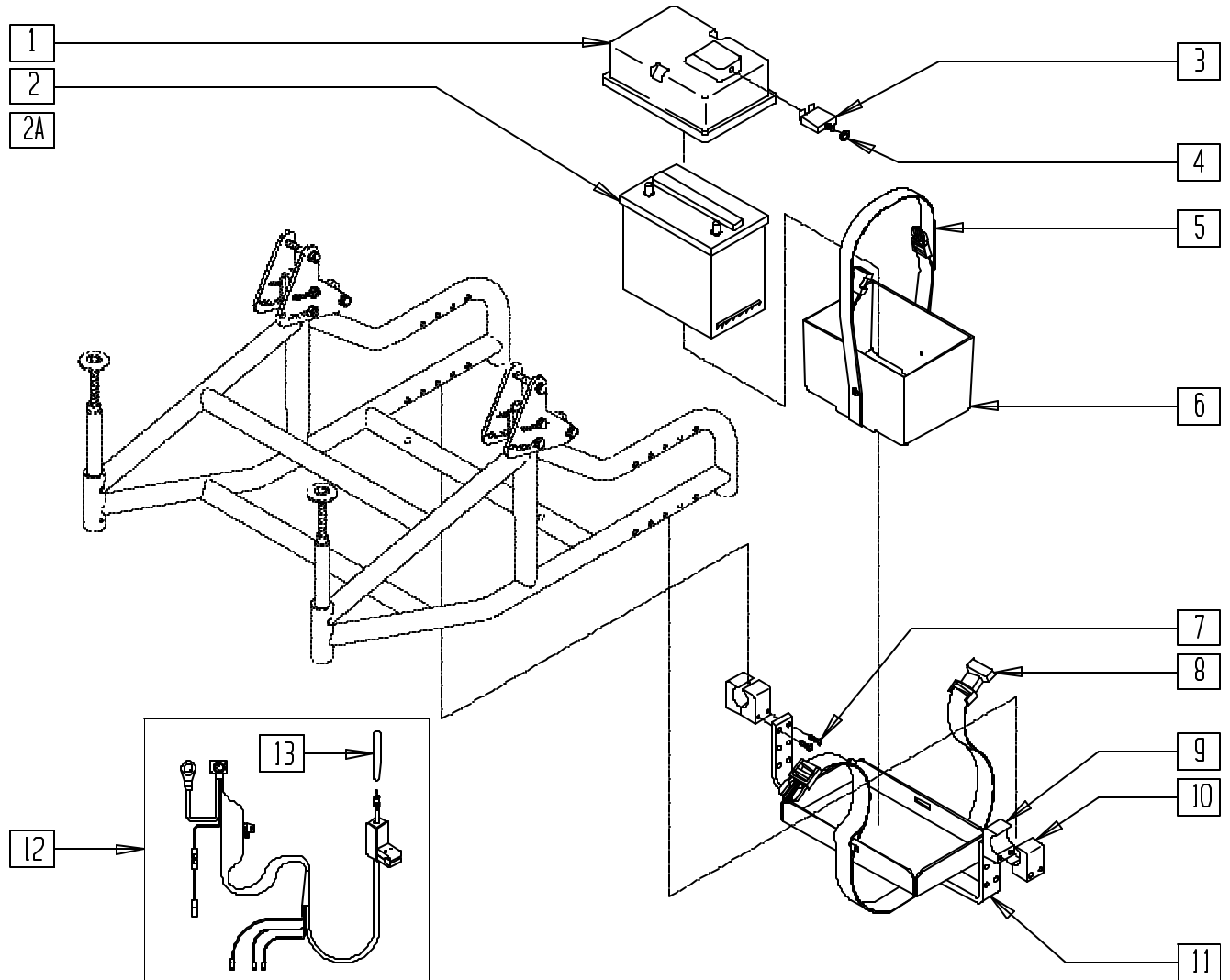


TKSTRM01

| ITEM | NUMBER | DESCRIPTION | QTY |
|------|--------|-------------------------------|-----|
| 1 | 226251 | 1/2 x 2 SOC C/S SHOULDER BLK | 2 |
| 2 | 561270 | 3/8 x 5/8 x .060 NYLON WASHER | 2 |
| 3 | 261521 | 5/16 x 7/8 OD CUT WASHER | 2 |
| 4 | 201262 | 3/8-16 NYLOCK NUT | 2 |
| 5 | 561273 | 1/2 x 3/4 x .060 NYLON WASHER | 4 |
| 6 | 881008 | ACTUATOR ASSM P320 TK | 1 |
| 7 | 261521 | 5/16 x 7/8 OD CUT WASHER | 2 |
| 8 | 226136 | 1/4-20 x 1 1/2 BH C/S BLK | 2 |
| 9 | 541087 | TOP BRACKET 5-55D 12-17DP OS | 1 |
| 9A | 541088 | TOP BRACKET 5-55D 18-19DP OS | 1 |
| 9B | 541121 | TOP BRACKET 0-40D 12-17 DP OS | 1 |
| 9C | 541122 | TOP BRACKET 18-19DP 0-40D OS | 1 |
| 10 | 340017 | ADJUSTABLE SWIVEL GLIDE | 2 |
| 11 | 201138 | 3/8-16 HEX NUT | 2 |
| 12 | 226138 | 5/16-24 x 1 1/2 BH C/S | 2 |
| 13 | 541089 | BOTTOM BRKT WELDMNT 18STF OS | 1 |
| 13A | 541091 | BOTTOM BRKT WELDMNT 19STF OS | 1 |

| ITEM | NUMBER | DESCRIPTION | QTY |
|------|-------------------|-------------------------------|-----|
| 14 | 341563 | SAFETY CABLE | 1 |
| 15 | 221125 | 1/4-20 x 1 1/4 HEX C/S | 2 |
| 16 | 500003- 500008 | REAR PIVOT BAR TK STORM | 1 |
| 17 | 349524 | BEARING BRONZE 3/4 OD 1/2 ID | 2 |
| 18 | 483211 | REAR PIVOT BLOCK 18STF 12-18W | 2 |
| 18A | 483212 | REAR PIVOT BLOCK 18STF 19W | 2 |
| 18B | 483213 | REAR PIVOT BLOCK 18STF 20W | 2 |
| 18C | 483214 | REAR PIVOT BLOCK 19STF 12-18W | 2 |
| 18D | 483215 | REAR PIVOT BLOCK 19STF 19W | 2 |
| 18E | 483216 | REAR PIVOT BLOCK 19STF 20W | 2 |
| 19 | 221105-OU | 1/4-20 x 3/4 HEX C/S | 2 |
| 20 | 221110 | 1/4-20 x 1 HEX C/S | 2 |
| 21 | 201105 | 1/4-20 NYLOCK NUT THIN | 2 |
| 22 | 880859 | WIRING HARNESS ASSM P500 TK | 1 |
| 23 | 138153 | TOGGLE SWITCH BAT CG | 1 |

BATTERY, TRAY, AND BOX (TILTMASTER TK QTS)

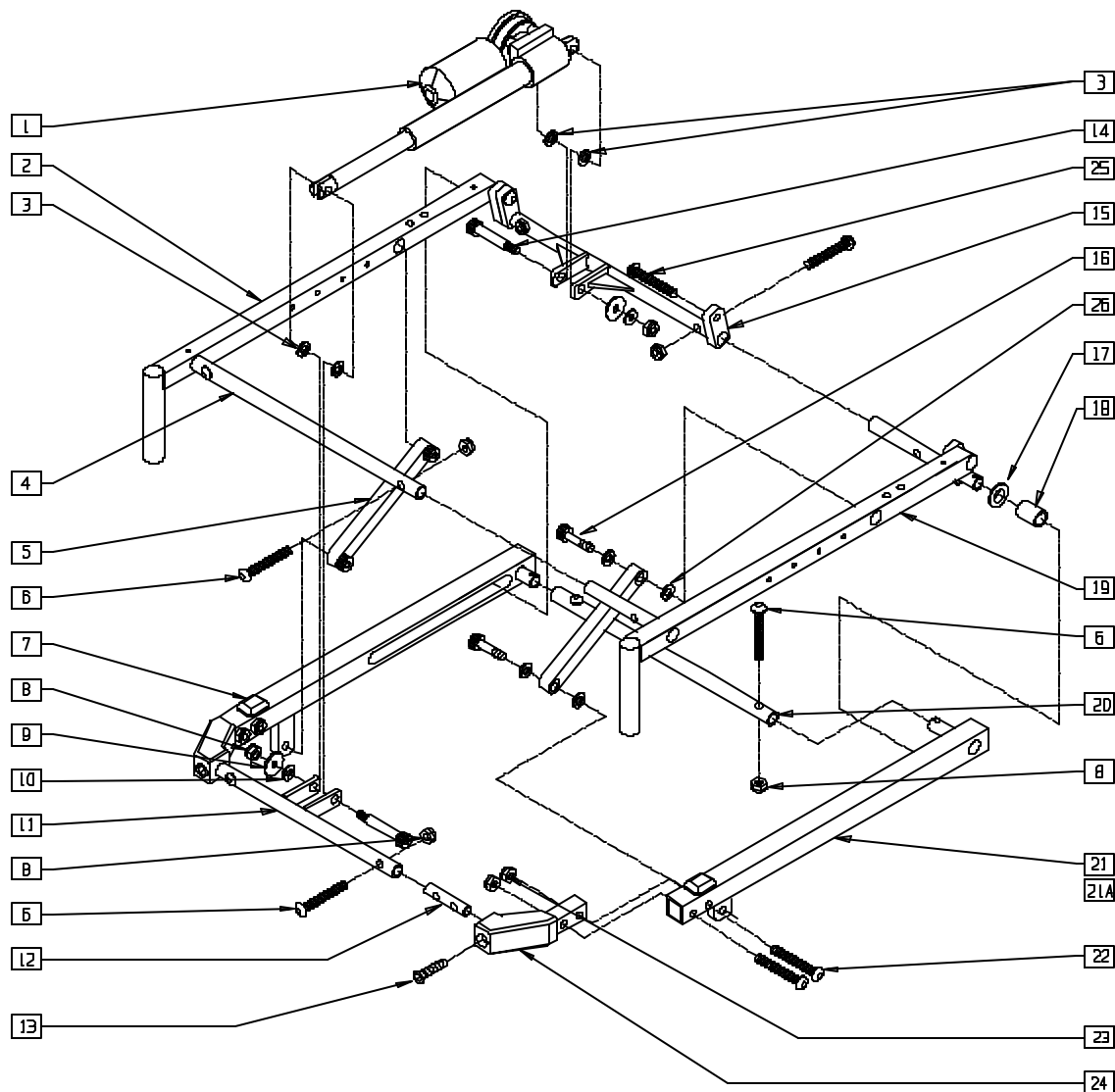


TKQTSX02

| ITEM | NUMBER | DESCRIPTION | QTY |
|-------|--------|---------------------------------|-----|
| 2 | 136510 | BATTERY HEAVY DUTY LM9 35 AMP | 1 |
| 2A | 136511 | BATTERY GEL CEL U128 31 AMP | 1 |
| 3 | 133012 | CIRCUIT BREAKER 30 AMP RESET | 1 |
| 4 | 210071 | NUT KNURLED FOR 133010 | 1 |
| 1,3-4 | 881197 | BATTERY BOX TOP ASSEMBLY QTS TK | |
| 5 | 750069 | BATTERY BOX STRAP P110-U1 | 1 |
| 5,6 | 880484 | BATTERY BOX ASSEMBLY QTS TK | |
| 1,3-6 | 920462 | BATTERY BOX ASSEMBLY QTS TK | |

| ITEM | NUMBER | DESCRIPTION | QTY |
|------|-------------------|---|-----|
| 7 | 226136 | 1/4-20 x 1 1/2 BH C/S BLK | 4 |
| 8 | 750092 | BATTERY STRAP QTS TK | 1 |
| 9 | 550969 | CHARGER CLAMP 1" CG | 2 |
| 10 | 550970 | CHARGER CLAMP 1" THRD CG | 2 |
| 11 | 540274- 540278 | BATTERY TRAY WELDMENT QTS TK (16" - 20") | 1 |
| 12 | 139415 | WIRING HARNESS 12V SYS AT/TS | 1 |
| 13 | 138153 | TOGGLE SWITCH BAT CG | 1 |

FRAME (TILTMMASTER CG)



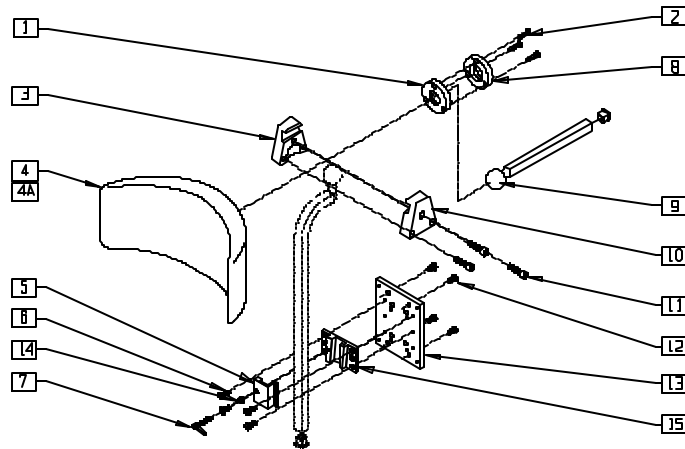
TCG00X04

| ITEM | NUMBER | DESCRIPTION | QTY |
|------|----------------|--|-----|
| 1 | 138315 | ACTUATOR CG | 1 |
| 2 | 550917 | SEAT FRAME WELDMENT R CG | 1 |
| 3 | 561273 | 1/2 x 3/4 x .060 NYLON WASHER | 4 |
| 4 | 550962-550966 | SEAT FRAME FRONT CROSS TUBE 16"-24" | 1 |
| 5 | 540112 | STRUT TUBE WELDMENT CG | 1 |
| 6 | 226214 | 3/8-16 x 1 1/2 BH C/S BLK ZN | 8 |
| 7 | 349578 | RUBBER SUBBASE BUMPER | 2 |
| 8 | 201262 | 3/8-16 NYLOCK NUT | 10 |
| 9 | 261521 | 5/16 x 7/8 OD CUT WASHER | 2 |
| 10 | 561270 | 3/8 x 5/8 x .060 NYLON WASHER | 2 |
| 11 | 540450-540454 | FRONT ACTUATOR 16"-20" WELDMENT CG NEW | 1 |
| | 540439-540443* | FRNT ACTUATOR WLDMNT CG 16"-20" | |
| 12 | 142011 | SUBBASE FRONT CROSS BAR CG | 2 |
| 13 | 226248 | 5/16-18 x 1 1/4 FH C/S | 2 |
| 14 | 226227 | 1/2 x 1.75 SOC C/S SHOULDER SHT | 2 |
| 15 | 540258-540262 | REAR ACTUATOR CROSS TUBE 16"-20" CG | 1 |
| 16 | 226229 | 1/2 x 1 SOC C/S SHOULDER | 4 |
| 17 | 560443 | 3/4 x 1-1/4 x .120 NYLON WASHER | 2 |

| ITEM | NUMBER | DESCRIPTION | QTY |
|------|----------------|-------------------------------|-----|
| 18 | 349522 | PLANE BEARING CG | 2 |
| 19 | 550918 | SEAT FRAME WELDMENT L CG | 1 |
| 20 | 550950-550954 | CROSS TUBE 16"-20" CG | 1 |
| 21 | 540113, 540114 | SUBBASE S/F WELDMENT CG P320 | 1 |
| 21A | 540137, 540138 | SUBBASE S/F WELDMENT CG P300 | 1 |
| 22 | 226248 | 5/16-18 x 1 1/4 FH C/S BLK | 4 |
| 23 | 202103 | 5/16-18 NYLOCK NUT THICK | 4 |
| 24 | 550756 | FRONT BRACKET CG | 2 |
| 25 | 226213 | 3/8-16 x BH C/S BLK ZN | 2 |
| 26 | 561274 | 1/2 x 3/4 x .120 NYLON WASHER | 8 |
| 1-26 | 665060-665065 | T/M SEAT 16" x 16"-21" TILT | |
| | 665070-665075 | T/M SEAT 17" x 16"-21" TILT | |
| | 665080-665085 | T/M SEAT 18" x 16"-21" TILT | |
| | 665090-665095 | T/M SEAT 19" x 16"-21" TILT | |
| | 665100-665105 | T/M SEAT 20" x 16"-21" TILT | |

* ORDER 540439-540443 FOR CHAIRS PRIOR TO 8/27/99.

HEADREST (TILTMMASTER CG) (Discontinued 4/4/00 - parts only)



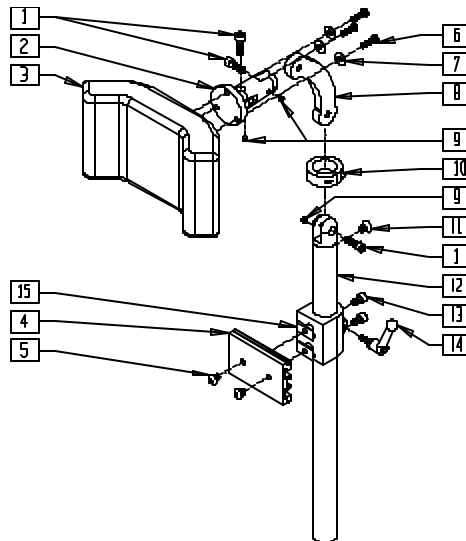
TCG00X06

| ITEM | NUMBER | DESCRIPTION | QTY |
|------|--------|--------------------------------|-----|
| 1 | 505249 | HDRST LOCKING RING INSIDE CG | 1 |
| 2 | 226108 | 1/4-20 x 1 1/4 SOC C/S BLK ZN | 3 |
| 3 | 550908 | HEADREST BALL CLAMP THREADED | 1 |
| 4 | 750696 | HEADREST W/ZIPPER MED CG | 1 |
| 4A | 750697 | HEADREST W/ZIPPER LG CG | 1 |
| 5 | 550904 | HEADREST ADJ CLAMP ASSEMBLY CG | 1 |
| 6 | 226043 | 10-32 x 1/2 BH C/S BLK | 4 |
| 7 | 349038 | 1/4-20 x 1 HAND LEVER | 1 |

| ITEM | NUMBER | DESCRIPTION | QTY |
|------|--------|--------------------------------|-----|
| 8 | 505248 | HDRST LOCKING RING OUTSIDE CG | 1 |
| 9 | 550906 | HEADREST POST CG | 1 |
| 10 | 550907 | HEADREST BALL CLAMP RECESS CG | 3 |
| 11 | 221116 | 1/4-20 x 1 SOC HD BLK | 3 |
| 12 | 476304 | 1/4-28 x .31 BH C/S W/PATCH | 4 |
| 13 | 476303 | HEADREST MOUNTING PLATE | 1 |
| 14 | 483027 | 1/4 x 1/4 ALUM SPACER BLK | 1 |
| 15 | 550903 | HEADREST ADJ CLAMP THREADED CG | 1 |

NOTE: FOR HEADREST SUPPORT POST OR COMPLETE HEADREST ASSEMBLY, PLEASE SEE HEADREST (TILTMMASTER CG) (EFFECTIVE 4/4/00) ON PAGE 19.8.

HEADREST (TILTMMASTER CG) (Effective 4/4/00)

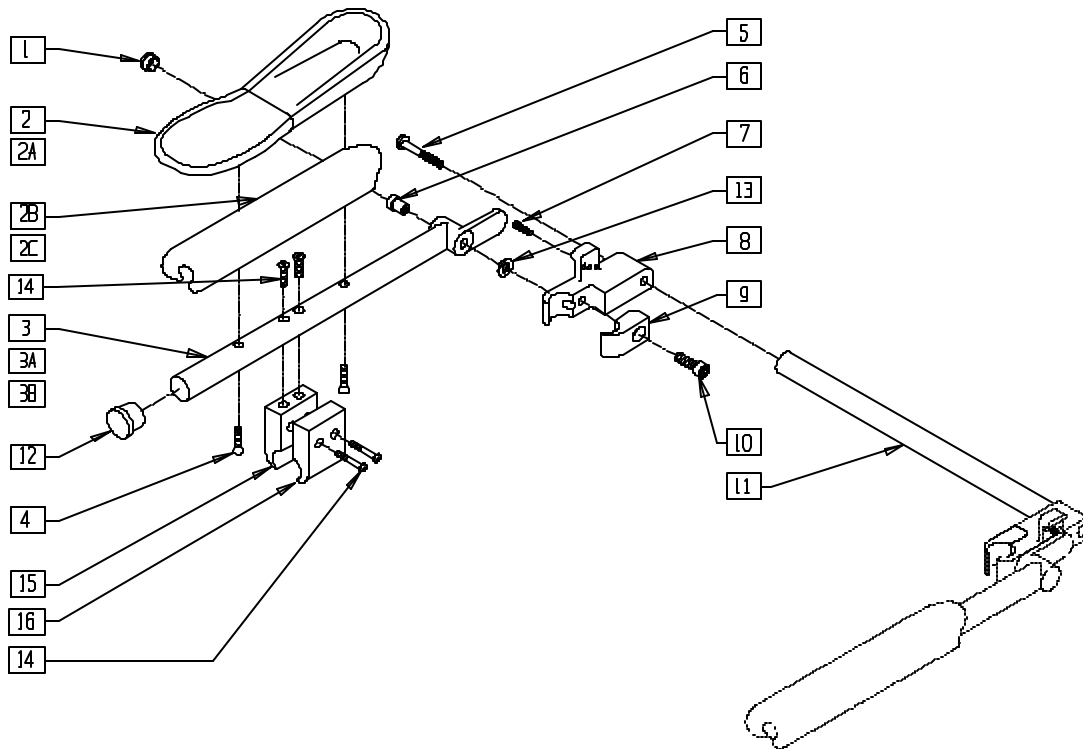


TCG00X6A

| ITEM | NUMBER | DESCRIPTION | QTY |
|------|-----------|------------------------------|-----|
| 1 | 221115 | 1/4-20 x 3/4" SOC HD C/S BLK | 3 |
| 3 | 750696 | HEADREST W/ZIPPER MEDIUM CG | 1 |
| | 750697 | HEADREST W/ZIPPER LARGE CG | |
| 4 | 505932 | HEADREST MOUNTING TRACK | 1 |
| 5 | 476304 | 1/4-28 x .31 BHCS W/PATCH | 2 |
| 6 | 455010-OU | 10-32 x 3/4 BH C/S BLK | 3 |
| 7 | 261204 | #10 AN WASHER .063 | 3 |
| 8 | 331078 | HEADREST LINK | 1 |
| 9 | 341045 | #10-24 CONE POINT SET SCREW | 3 |

| ITEM | NUMBER | DESCRIPTION | QTY |
|------------|--------|--------------------------------|-----|
| 10 | 505933 | HEADREST COLLAR | 1 |
| 11 | 226072 | 1/4-20 x 1/2 FH C/S BLK | 1 |
| 13 | 226095 | 1/4-20 x 3/8" SOC C/S BLK ZN | 2 |
| 14 | 341046 | HEADREST CLAMPING HANDLE SCREW | 1 |
| 15 | 340033 | 1/4-20 WELD NUTS SLAB BASE | 2 |
| 1,2,4,6-14 | 881003 | HEADREST MOUNTING BRACKET ASSM | |
| 1-14 | 881907 | HEADREST ASSEMBLY MEDIUM | |
| | 881908 | HEADREST ASSEMBLY LARGE | |

HEIGHT-ADJUSTABLE FLIP-BACK ARMREST (TILTMASTER CG)

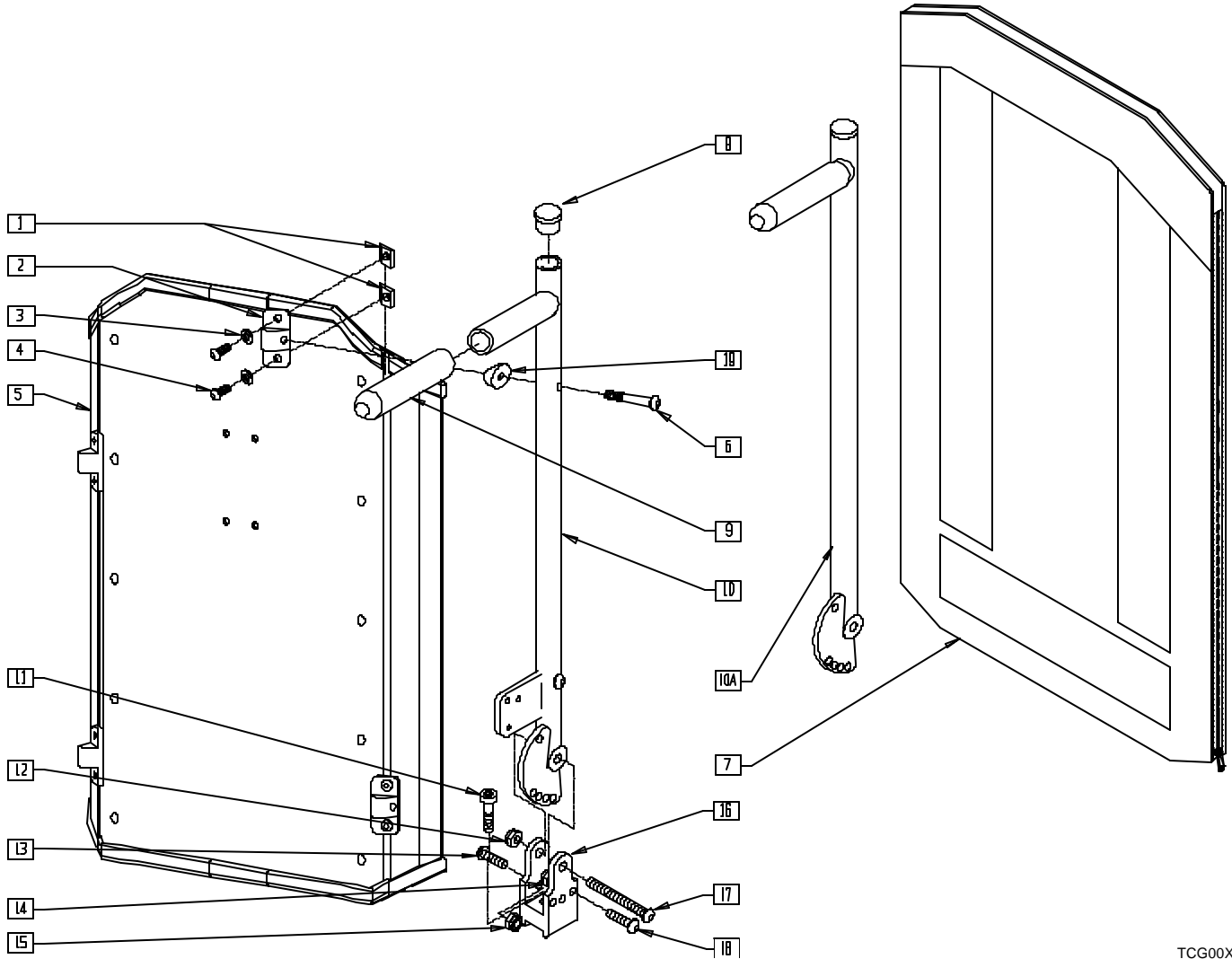


TCG00X07

| ITEM | NUMBER | DESCRIPTION | QTY |
|------|-------------------|--------------------------------------|-----|
| 1 | 560996 | 1" INSERT PLUG ARMREST CG | 2 |
| 2 | 755025 | ARMREST PAD TROUGH STD CG | 2 |
| 2A | 755026 | ARMREST PAD TROUGH LONG CG | 2 |
| 2B | 561142 | ARMREST PAD DESK CG | 2 |
| 2C | 561143 | ARMREST PAD FULL CG | 2 |
| 4 | 226055 | 10-32 x 1 1/4 FH C/S BLK ZN | 4 |
| 5 | 222104 | 5/16-18 x 1 SOC C/S BLK ZN | 2 |
| 6 | 226225 | 1/2 x 1 SOC C/S SHLDR SHT | 2 |
| 7 | 226095 | 1/4-20 x 3/8 SOC C/S BLK ZN | 2 |
| 8 | 540115, 540116 | ARMREST BLOCK WELDMENT CG (EA) | 1 |
| 9 | 550007 | ARMREST SUPPORT CLAMP RECESS CG | 2 |
| 10 | 201339 | 3/8-16 x 1 SOC C/S BLK ZN | 2 |
| 11 | 540155- 540159 | SPREADER BAR WELDMENT C.G 16"-20" | 1 |
| 12 | 561005 | 1" INSERT PLUG .125 | 2 |
| 13 | 561273 | 1/2 x 3/4 x .060 NYLON WASHER | 2 |

| ITEM | NUMBER | DESCRIPTION | QTY |
|---------------------|-------------------|--|-----|
| 14 | 226164 | 1/4-20 x 1 1/4 BH C/S BLK ZN | 4 |
| 15 | 550967 | CONTROLLER CLAMP 3/4" THREADED CG | 1 |
| 16 | 550968 | CONTROLLER CLAMP 3/4" CG | 1 |
| 1,2B,3,4, 12,13 | 881370, 881371 | FLIP-BACK HT ADJ ARM ASSEMBLY DESK CG | |
| 1,2C,3A,4, 12,13 | 881372, 881373 | FLIP-BACK HT ADJ ARM ASSEMBLY FULL CG | |
| 1,2,3B,4, 12,13 | 881374, 881375 | FLIP-BACK HT ADJ ARM ASSEMBLY TROUGH CG | |
| 1,2B, 3-16 | 900560- 900564 | T/M HT ADJ FLIP BACK DESK 16"-20" | |
| 1,2,3A, 4-16 | 900565- 900569 | T/M HT ADJ FLIP BACK FULL 16"-20" | |
| 1,2,3B 4-16 | 900570- 900574 | T/M HT ADJ FLIP BACK TROUGH 16"-20" | |
| 6-11 | 881361- 881365 | ARMREST SPREADER BAR ASSM 16"-20" | |

SOLID BACK (TILTMASTER)



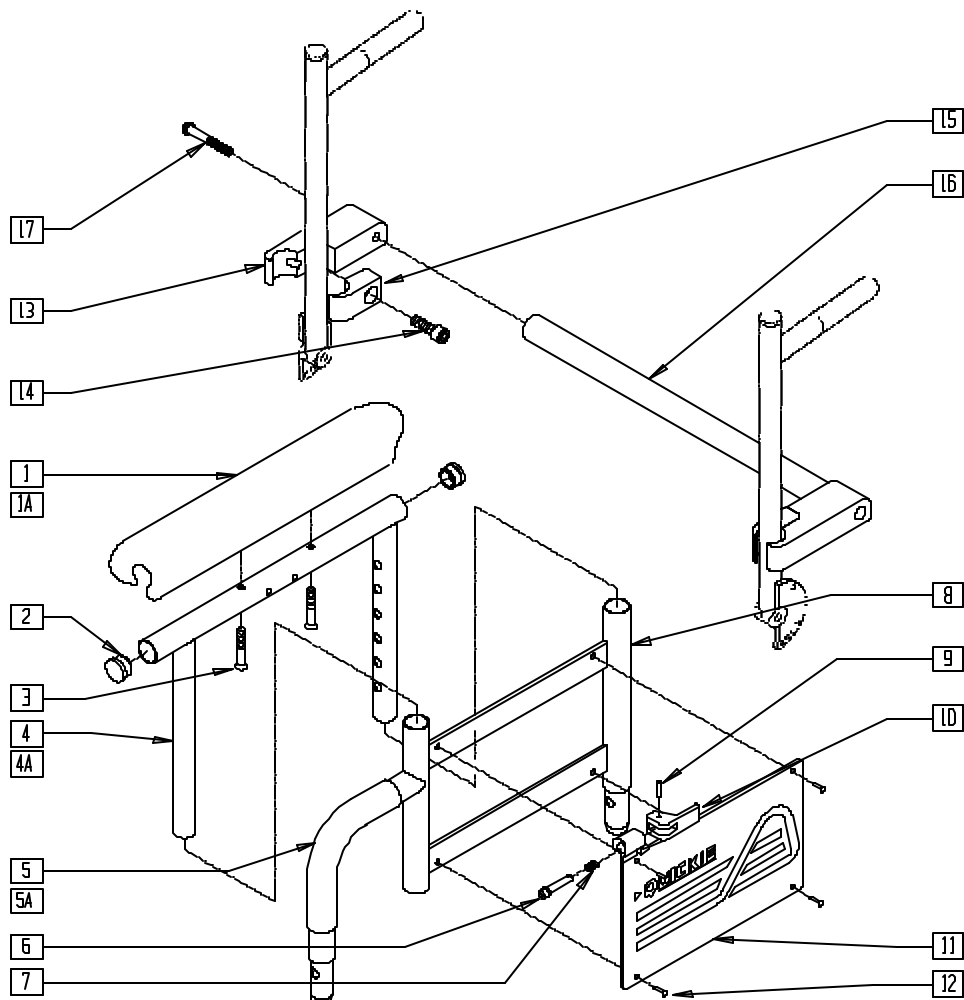
TCG00X09

| ITEM | NUMBER | DESCRIPTION | QTY |
|------|-------------------|--|-----|
| 1 | 481106-OU | CHANNEL UNF NUT 1/4-28 | 8 |
| 2 | 121507 | SOLID BACK MNTG BRACKET | 4 |
| 3 | 267052 | 1/4 WASHER FLAT AN960C416 | 8 |
| 4 | 221094 | 1/4-28 x 7/16 BH C/S BLK | 8 |
| 5 | 881850- 881884 | SOLID BACKREST SHELL ASSEMBLY | 1 |
| 6 | 226291 | 5/16-18 x 1-1/2 BHCS BK W/PTCH | 4 |
| 7 | 681850- 681884 | BACK CUSHION 14"-20" x 18"-25" SOLID BACK | 1 |
| 8 | 561005 | 1" INSERT PLUG .125 | 1 |
| 9 | 560250 | 5 x .94 x .125 FOAM GRIP CG | 1 |
| 10 | 550923- 550929 | BACKREST SUPPORT ASSEMBLY W/VENT 18"-25" CG | 1 |
| 10A | 550178- 550189 | BACKREST SUPPORT ASSEMBLY 18"-25" CG | 1 |

NOTE: IF ORDERING BACKREST PRIOR TO JULY 15, 1999, ITEM 10 OR 10A IS REQUIRED.

| ITEM | NUMBER | DESCRIPTION | QTY |
|-------------------|-------------------|--|-----|
| 11 | 201339 | 3/8-16 x 1" SOC C/S BLK ZN | 1 |
| 12 | 201262 | 3/8-16 NYLOCK NUT | 1 |
| 13 | 226106 | 1/4-20 x 3/4 BH C/S BLK ZN | 1 |
| 14 | 202102 | 5/16-18 NYLOCK NUT THIN | 1 |
| 15 | 201105 | 1/4-20 NYLOCK NUT THIN | 1 |
| 16 | 550755 | PIVOT BLOCK ALUM CG | 1 |
| 17 | 226215 | 3/8-16 x 2" BH C/S BLK ZN | 1 |
| 18 | 226174 | 5/16-18 x 3/4 BH C/S BLK ZN | 1 |
| 19 | 561006 | 1" SADDLE 5/16" HOLE | 4 |
| 5,7 | 687400- 687434 | SOLID BACKREST ASSEMBLY 14"-20" x 18"-25" | |
| 1-4,6 | 881900 | MOUNT KIT SOLID BACK (EA) | |
| 1-4,6,19 | 881795 | MOUNT HDWR SOLID BACK (2 PR) | |
| 8,9,10A, 11-19 | 887398- 887416 | TILTMASTER BACK TUBE ASSEMBLY 16"-24" (EA) | |
| 8-19 | 887418- 887436 | TILTMASTER BACK TUBE ASSEMBLY 16"-24" W/VENT (EA) | |

DUAL-POST HEIGHT-ADJUSTABLE ARMREST (TILTMASTER CG)

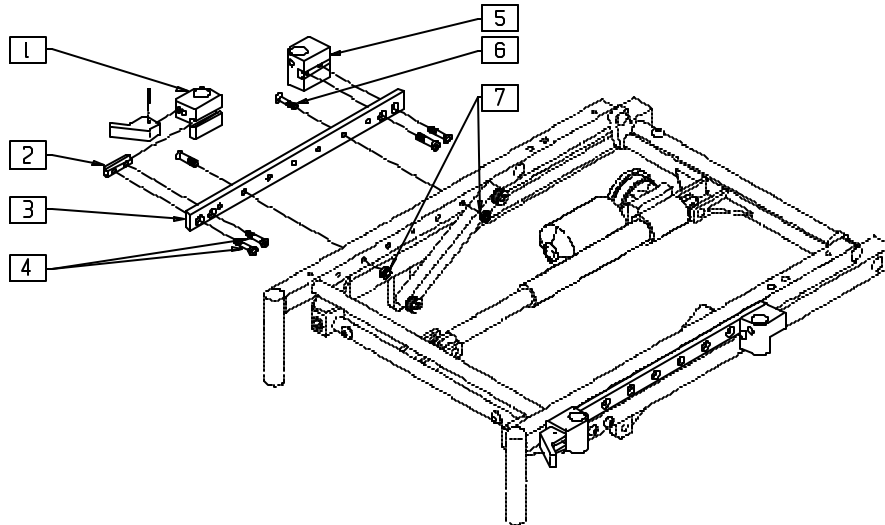


TCG00X22

| ITEM | NUMBER | DESCRIPTION | QTY |
|------|-------------------|---------------------------------------|-----|
| 1 | 561142 | ARMREST PAD 10" DESK | 1 |
| 1A | 561143 | ARMREST PAD 14" FULL | 1 |
| 2 | 560768 | 7/8" INSERT PLUG .049 | 2 |
| 3 | 226038 | 10-32 x 1 3/8 BH C/S BLK | 2 |
| 4 | 521841 | DUAL-POST ADJ UPPR ARM DESK PWR CG | 1 |
| 4A | 521844 | DUAL-POST ADJ UPPR ARM FULL PWR CG | 1 |
| 5 | 560514 | FOAM 8" x .840 TUBE | 1 |
| 5A | 560614 | 11" x .840 FOAM TUBE | 1 |
| 6 | 341132 | ARMREST PIN W/SHOULDER | 1 |
| 7 | 321141 | .650L x 6 COIL SPRING | 1 |
| 8 | 540224- 540227 | DUAL-POST ADJ LOWER ARM (EA) | 1 |
| 9 | 341088 | 3/32 x 5/8 ROLL PIN | 1 |
| 10 | 561109 | ARMREST LEVER FLIP-BACK HT ADJ | 1 |
| 11 | 562740, 562741 | ARMREST PANEL DUAL-POST (EA) | 1 |

| ITEM | NUMBER | DESCRIPTION | QTY |
|------------------|-------------------|---|-----|
| 13 | 550008 | ARMREST BLOCK WELDMENT CG | 2 |
| 14 | 201339 | 3/8-16 x 1 SOC C/S BLK ZN | 2 |
| 15 | 550007 | ARMREST SUPPORT CLAMP RECESS CG | 2 |
| 17 | 222104 | 5/16-18 x 1 SOC C/S BLK ZN | 2 |
| 1-4 | 881460, 881461 | DUAL-POST UPPER ADJ DESK CG | |
| 1A-3,4A | 881462, 881463 | DUAL-POST UPPER ADJ FULL CG | |
| 5-12 | 881568, 881569 | DUAL-POST ADJ LOWER ARM SHT CG | |
| 13-17 | 881380- 881384 | D-POST ARM SPREADER BAR ASSM 16"-20" | |
| 1-12 | 881612, 881613 | DUAL-POST ADJ W/DESK CG | |
| 1A-3,4A, 5-12 | 881614, 881615 | DUAL-POST ADJ W/FULL CG | |

DUAL-POST ARMREST RECEIVER (TILTMMASTER CG)

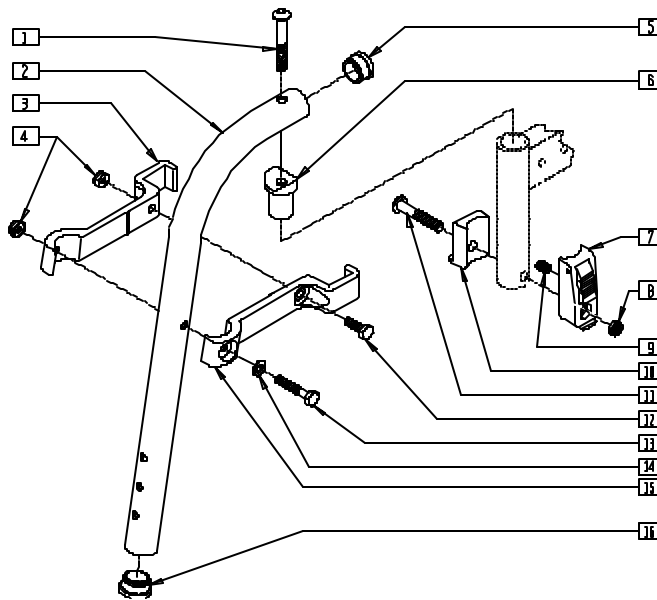


TCG00X14

| ITEM | NUMBER | DESCRIPTION | QTY |
|------|-------------------------|---------------------------------|-----|
| 2 | 340030 | DUAL-POST ARMREST REC T-NUT CG | 2 |
| 3 | 550135-OU, 550136-OU | DUAL-POST ARMREST PLATE CG (EA) | 1 |
| 4 | 227104 | 1/4-28 x 5/8 FH C/S BLK ZN | 4 |
| 5 | 500770, 500771 | ARMREST RECEIVER REAR T/M (EA) | 2 |
| 6 | 226146 | 1/4-20 x 2 FH C/S BLK ZN | 2 |

| ITEM | NUMBER | DESCRIPTION | QTY |
|-------|-------------------|--------------------------------------|-----|
| 7 | 201107 | 1/4-20 NYLOCK NUT THICK | 2 |
| 3,6,7 | 880045, 880046 | DUAL-POST MOUNTING BAR ASSM CG (EA) | |
| 1,2,4 | 880003, 880004 | DUAL-POST ARM REC FRONT ASSM CG (EA) | |
| 2,4,5 | 880978, 880979 | DUAL-POST ARM REC REAR ASSM CG (EA) | |

80° HEAVY DUTY FOOTREST HANGER (TILTMMASTER CG)



TCG00X27

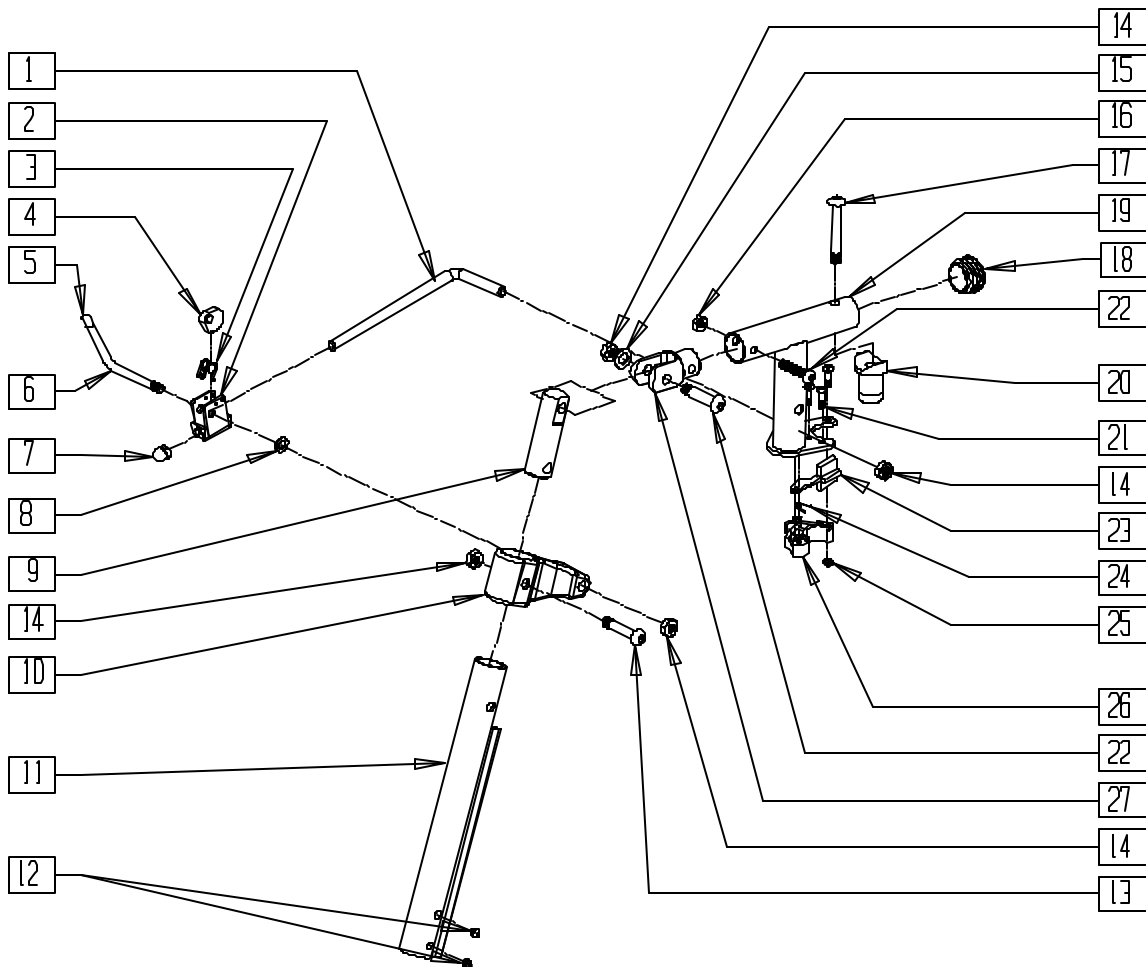
| ITEM | NUMBER | DESCRIPTION | QTY |
|------|--------|-------------------------------|-----|
| 1 | 226198 | 5/16-18 x 2 BH C/S SHT THREAD | 1 |
| 2 | 523913 | HANGER TUBE 80° HD | 1 |
| 3 | 550154 | T45 HANGER BRACKET 80° R | 1 |
| 4 | 201100 | 1/4-28 NYLOCK NUT THIN | 2 |
| 5 | 561002 | 1" INSERT PLUG .083 | 1 |
| 6 | 561074 | PIVOT SADDLE PLASTIC .125 | 1 |
| 7 | 880053 | FOOTREST BLOCK T45 | 1 |
| 8 | 202102 | 5/16-18 NYLOCK NUT THIN | 1 |
| 9 | 321141 | .650L x 6 COIL SPRING | 1 |
| 10 | 560684 | T45 FOOTREST BLOCK RECESSED | 1 |

| ITEM | NUMBER | DESCRIPTION | QTY |
|-----------|-----------|-----------------------------------|-----|
| 11 | 226194 | 5/16-18 x 1.63 BH C/S | 1 |
| 12 | 221100 | 1/4-28 x 3/4 HEX C/S | 1 |
| 13 | 221127 | 1/4-28 x 1 3/8 HEX C/S | 1 |
| 14 | 262100-OU | 1/4 AN WASHER FLAT | 1 |
| 15 | 550155 | T45 HANGER BRACKET 80° L | 1 |
| 16* | 561002 | 1" INSERT PLUG .083 | 1 |
| 7-11 | 920720 | FOOTREST BLOCK ASSEMBLY W/BOLT HD | |
| 1-6,12-15 | 641200 | HANGER 80° PAINTED R HD | |
| | 641201 | HANGER 80° PAINTED L HD | |

* ORDER ITEM 16 WHEN NOT USING FOOTREST EXTENSION.

POWER CHAIR ELEVATING LEGREST (TILTMMASTER CG)

(Effective 8/27/99)

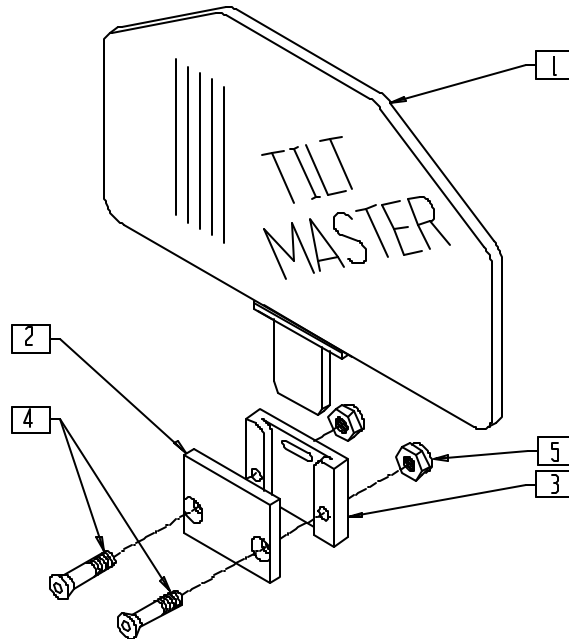


TCGELR

| ITEM | NUMBER | DESCRIPTION | QTY |
|------|-----------|---------------------------------|-----|
| 1 | 481242 | ELR LOCK ROD S525 | 1 |
| 2 | 880990 | ELR LOCK HOUSING W/PIN | 1 |
| 3 | 321106 | ELR TORSION SPRING | 1 |
| 4 | 481119 | ELR CAM LOCKING POWDERED METAL | 1 |
| 5 | 561049 | ELR RELEASE ROD COVER | 1 |
| 6 | 481243 | ELR ACTUATION ARM S525 | 1 |
| 7 | 202109 | 5/16-24 ACORN NUT HEX | 1 |
| 8 | 561059 | 3/4 OD x .318 ID WASHER | 1 |
| 9 | 540252 | ELR PIVOT PRS | 1 |
| 10 | 483195 | ELR UPPER PIVOT S525 | 1 |
| 11 | 550736 | ELR ADJUSTMENT TUBE | 1 |
| 12 | 225112 | 1/4-20 x 1/4 SS KNRLD CP W/PTCH | 4 |
| 13 | 226138 | 5/16-24 x 1 1/2 BH C/S | 2 |
| 14 | 202100-MJ | 5/16-24 NYLOCK NUT THIN | 4 |
| 15 | 263100 | 5/16 AN WASHER FLAT | 1 |
| 16 | 201100-QU | 1/4-28 NYLOCK NUT THIN | 1 |
| 17 | 226198 | 5/16-18 x 2 BH C/S SHT THREADED | 1 |

| ITEM | NUMBER | DESCRIPTION | QTY |
|-------|-------------------|---------------------------------|-----|
| 18 | 561062 | 1" INSERT PLUG .065 RIBS | 1 |
| 19 | 540198, 540199 | ELR HANGER POWER (EA) | 1 |
| 20 | 561074 | PIVOT SADDLE PLASTIC .125 | 1 |
| 21 | 226010 | 10-24 x .725 BH C/S | 3 |
| 22 | 226129 | 1/4-28 x 1 1/4 BH C/S | 2 |
| 23 | 561079 | S/A LATCH LEVER | 1 |
| 24 | 321136, 321137 | S/A SPRING (EA) | 1 |
| 25 | 200107 | 10-24 NYLOCK NUT THIN | 3 |
| 25,26 | 561076, 561078 | S/A LATCH BLOCK (EA) | |
| 27 | 505281 | ELR CLEVIS | 1 |
| 4,5 | 882409 | ELR ACTUATION ARM ASSEMBLY S525 | |
| 1-27 | 641470, 641471 | ELR HNGR W/O PAD PNTD T/M (EA) | |

PLASTIC SIDE GUARD (TILTMASER CG)

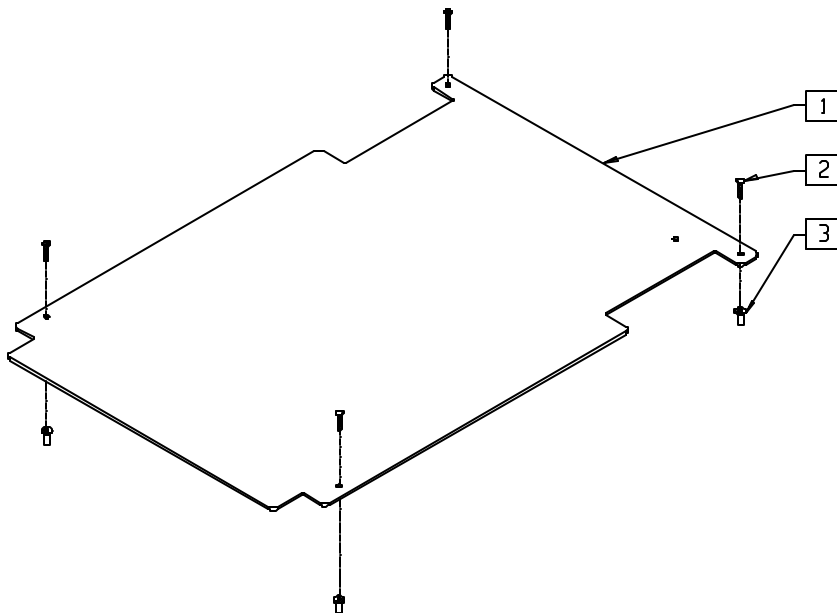


TCG00X12

| ITEM | NUMBER | DESCRIPTION | QTY |
|------|--------|------------------------------------|-----|
| 1 | 881145 | PLASTIC SIDE GUARD CG | 1 |
| 2 | 500116 | SIDE GUARD RECEIVER PLATE COVER CG | 1 |
| 3 | 500115 | SIDE GUARD RECEIVER PLATE CG | 1 |

| ITEM | NUMBER | DESCRIPTION | QTY |
|------|--------|-----------------------------|-----|
| 4 | 226151 | 1/4-20 x 2 FH C/S BLK ZN | 2 |
| 5 | 201136 | 1/4-20 NYLOCK NUT HIGH | 2 |
| 1-5 | 901142 | SIDE GUARD ASSEMBLY CG (PR) | |

SEAT PAN (TILTMASER CG)

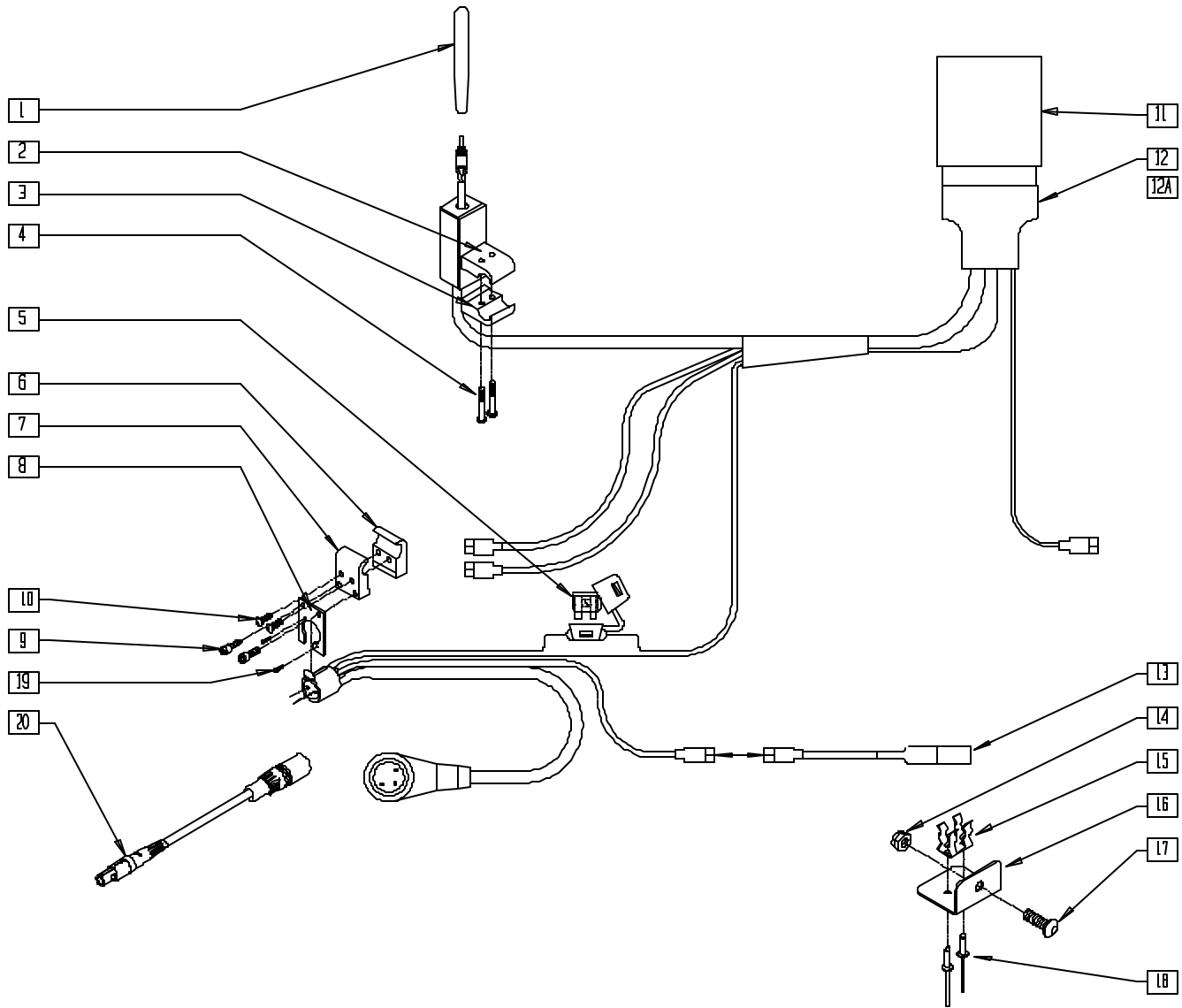


TCG00X10

| ITEM | NUMBER | DESCRIPTION | QTY |
|------|---------------|----------------------------------|-----|
| 1 | 124300-124324 | PURCH SEAT PAN 16"-20" x 19"-21" | 1 |

| ITEM | NUMBER | DESCRIPTION | QTY |
|------|--------|-------------------------------|-----|
| 2 | 226105 | 1/4-28 x 3/4 FH C/S BLK | 4 |
| 3 | 341497 | 10-32 x .020-.130 RIVNUT GOLD | 4 |

WIRING HARNESS ASSEMBLY (TILTMMASTER CG)

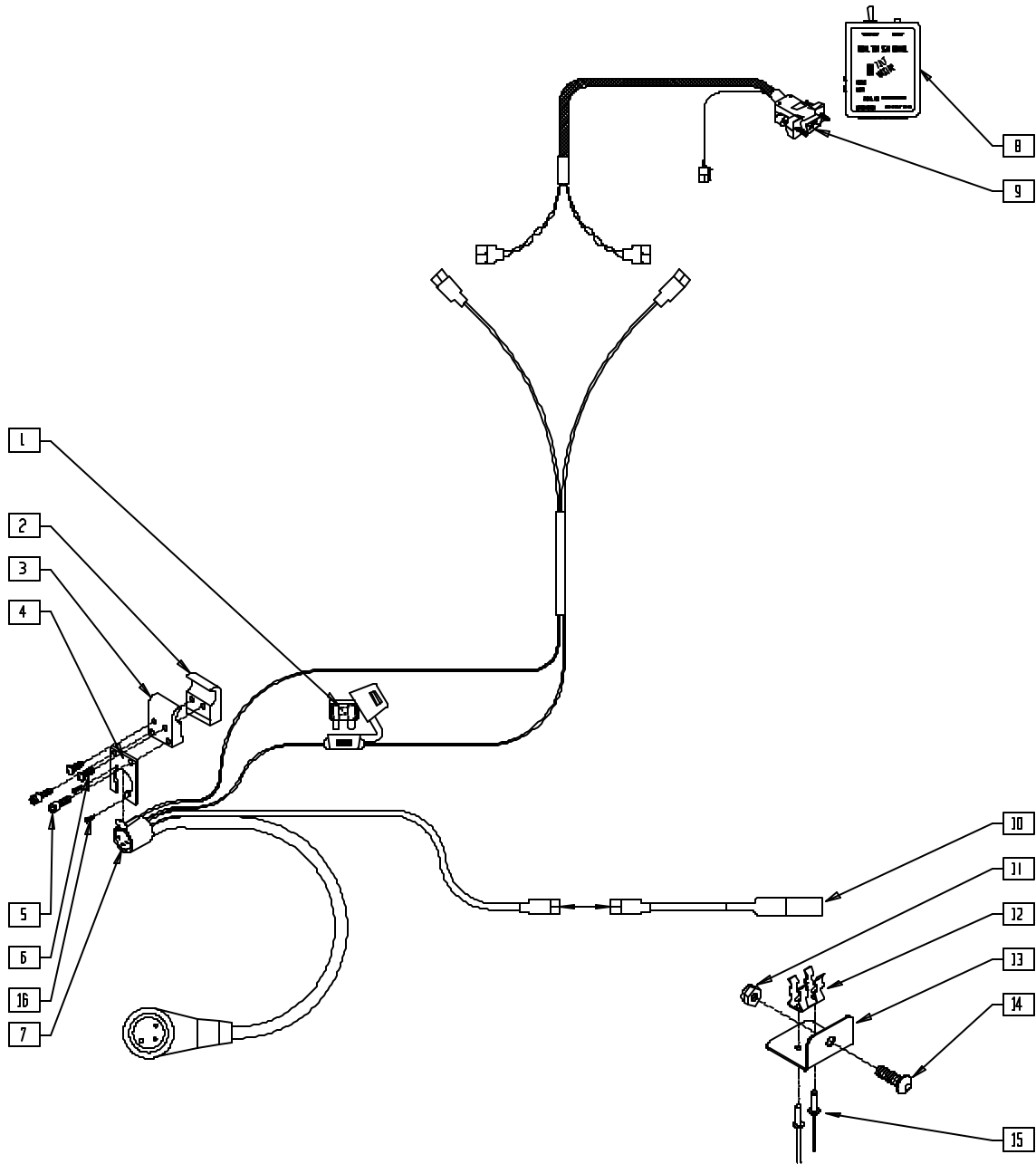


TCGOX18A

| ITEM | NUMBER | DESCRIPTION | QTY |
|------|--------|----------------------------------|-----|
| 1 | 138153 | TOGGLE SWITCH BAT CG | 1 |
| 2 | 550968 | CONTROLLER CLMP 3/4" CG | 1 |
| 3 | 550967 | CONTROLLER CLMP 3/4" THREADED CG | 1 |
| 4 | 226123 | 1/4-20 x 1 BH C/S BLK ZN | 1 |
| 5 | 131052 | FUSE BLADE 10 AMP | 1 |
| 6 | 550970 | CHARGER CLAMP 1" THREADED CG | 1 |
| 7 | 550969 | CHARGER CLAMP 1" CG | 1 |
| 8 | 550919 | CHARGER MOUNTING PLATE | 1 |
| 9 | 226108 | 1/4-20 x 1 1/4" SOC C/S | 2 |
| 10 | 226017 | 10-32 x 3/8 BH C/S BLK | 2 |
| 11 | 138310 | LIMIT BOX CG | 1 |
| 12 | 139410 | WIRING HARNESS ASSEMBLY CG | 1 |
| 12A | 139412 | WIRING HARNESS CG JAZZY | 1 |
| 13 | 133260 | MERCURY SWITCH CG | 1 |

| ITEM | NUMBER | DESCRIPTION | QTY |
|----------------------------|-----------|-------------------------------|-----|
| 14 | 200100-QU | 10-32 NYLOCK NUT | 1 |
| 15 | 138505 | MERCURY SWITCH SPRING CLIP CG | 1 |
| 16 | 550916 | MERCURY SWITCH MNTG BRKT CG | 1 |
| 17 | 455013-QU | 10-32 x 1/2 ALLEN BH C/S | 1 |
| 18 | 240112 | RIVET POP SD46BS BLK | 2 |
| 19 | 281037 | 4-40 x 1/2 FLAT PHIL M/S BLK | 2 |
| 20 | 139042 | CABLE ASSY PILOT + CHARGER | 1 |
| 1-5,11-13, 15,16,18 | 880779 | WIRING HARNESS ASSEMBLY CG | |
| 1-5,11,12A, 13,15,16,18 | 881426 | WIRING HARNESS ASSEMBLY JAZZY | |
| 1-5,11-13, 15,16,18 | 881429 | WIRING HARNESS ASSEMBLY STORM | |

TM 34 WIRING HARNESS ASSEMBLY (TILTMMASTER CG)

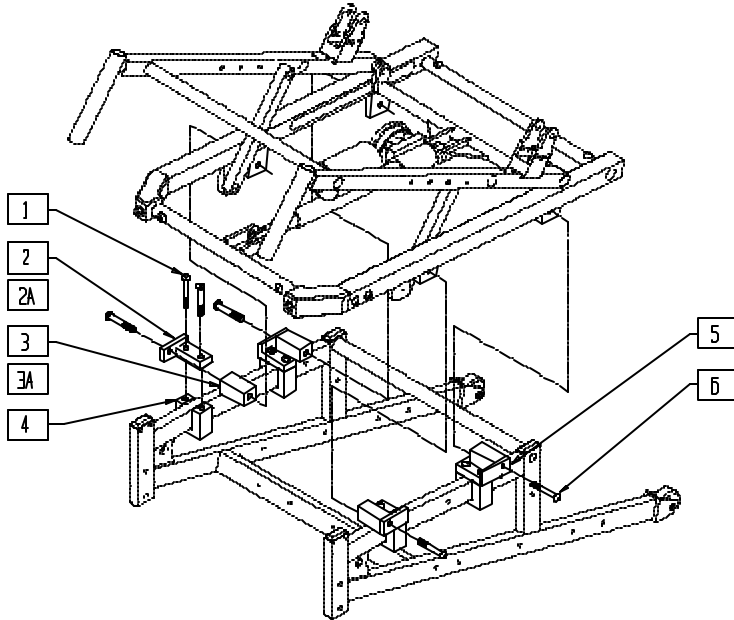


TCG00X25

| ITEM | NUMBER | DESCRIPTION | QTY |
|------|--------|-----------------------------------|-----|
| 1 | 131052 | FUSE BLADE 10 AMP | 1 |
| 2 | 550970 | CHARGER CLAMP 1" THREADED CG | 1 |
| 3 | 550969 | CHARGER CLAMP 1" CG | 1 |
| 4 | 550919 | CHARGER MOUNTING PLATE | 1 |
| 5 | 226108 | 1/4-20 x 1 1/4" SOC C/S BLK ZN | 1 |
| 6 | 226017 | 10-32 x 3/8 BH C/S BLK | 1 |
| 8 | 135060 | TM 34 SEAT CONTROL | 1 |
| 9 | 139023 | DRIVE AND ACTUATOR WIRING HARNESS | 1 |
| 10 | 133260 | MERCURY SWITCH CG | 1 |

| ITEM | NUMBER | DESCRIPTION | QTY |
|------|-----------|-----------------------------------|-----|
| 11 | 200100-QU | 10-32 NYLOCK NUT | 1 |
| 12 | 138505 | MERCURY SWITCH SPRING CLIP CG | 1 |
| 13 | 550916 | MERCURY SWITCH MNTG BRKT CG | 1 |
| 14 | 455013-QU | 10-32 x 1/2 ALLEN BH C/S | 1 |
| 15 | 240112 | RIVET POP SD46BS BLK | 2 |
| 16 | 281037 | 4-40 x 1/2 FLAT PHIL M/S BLK | 2 |
| 1-7 | 139411 | VARIABLE SPD CNTRL WIRING HARNESS | |
| | 139416 | WIRING HARNESS VS JAZZY | |
| | | | |

TILTMASTER MOUNTING ASSEMBLY (QUICKIE P300)

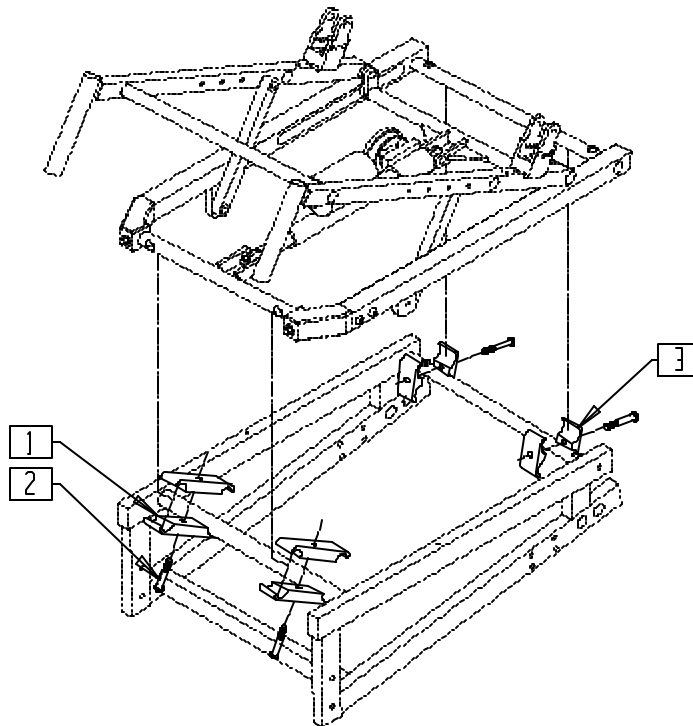


TCG00X11

| ITEM | NUMBER | DESCRIPTION | QTY |
|------|-------------------|---|-----|
| 1 | 226181 | 5/16-18 x 1 BH C/S BLK | 8 |
| 2 | 541083, 541084 | FRONT MOUNT TAB WELDMENT 0°-50° P300 | 2 |
| 2A | 541082 | FRONT MOUNT TAB WELDMENT 5°-55° P300 | 2 |
| 3 | 481285 | SPACER 16" WIDE P300 CG | 4 |
| 3A | 481286 | SPACER 18" WIDE P300 CG | 4 |
| 4 | 481295 | U CLAMP BASE P300 CG | 4 |

| ITEM | NUMBER | DESCRIPTION | QTY |
|------|-------------------|---|-----|
| 5 | 541085, 541086 | REAR MOUNTING BRACKET WELDMENT 0°-50° P300 | 2 |
| 6 | 226176 | 5/16-18 x 1 1/2 BH C/S BLK (USE WITH P/N 481285) | 4 |
| | 226174 | 5/16-18 x 3/4 BH C/S (NO SPACER) | |
| | 226232 | 5/16-18 x 2 1/4 BH C/S BLK (USE WITH P/N 481286) | |

TILTMASTER MOUNTING ASSEMBLY (QUICKIE P320)

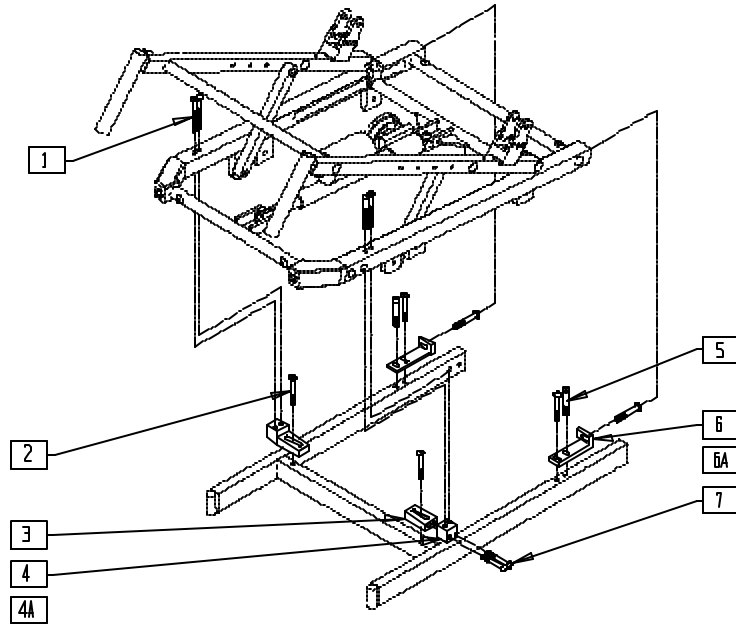


TCG00X13

| ITEM | NUMBER | DESCRIPTION | QTY |
|------|--------|-------------------------------|-----|
| 1 | 550004 | SEAT ANGLE CLAMP LONG CG | 4 |
| 2 | 222109 | 5/16-18 x 1 1/4 BH C/S BLK ZN | 4 |

| ITEM | NUMBER | DESCRIPTION | QTY |
|------|-----------|---------------------------|-----|
| 3 | 550003-OU | SEAT ANGLE CLAMP SHORT CG | 4 |

TILTMMASTER MOUNTING ASSEMBLY (INVACARE STORM-OLD)

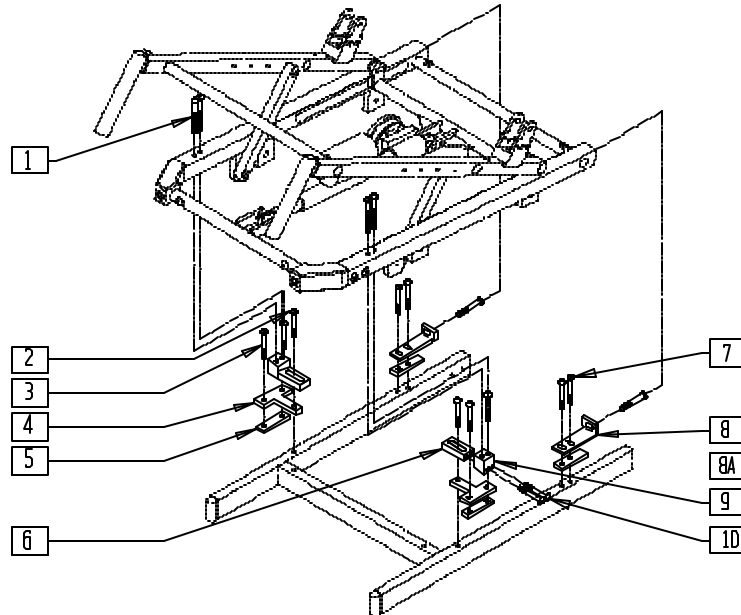


TCG00X16

| ITEM | NUMBER | DESCRIPTION | QTY |
|------|--------|-------------------------------|-----|
| 1 | 226218 | 5/16-18 x 1.75 BH C/S | 4 |
| 2 | 226181 | 5/16-18 x 1" BH C/S | 6 |
| 3 | 483263 | FRONT ADJ PLATE NS STORM | 2 |
| 4 | 483260 | FRONT BASE FRM 0-50° 18STF OS | 2 |
| 4A | 483265 | FRONT BASE FRM 0-50° 19STF OS | 2 |
| 5 | 226174 | 5/16-18 x 3/4 BH C/S | 2 |

| ITEM | NUMBER | DESCRIPTION | QTY |
|------|-------------------|---|-----|
| 6 | 500255- 500259 | RR MNT BRKT 15"-17" x 18"-20" 18STF STRM | 2 |
| 6A | 500290- 500294 | RR MNT BRKT 15"-17" x 18"-20" 19STF STRM | 2 |
| 7 | 226218 | 5/16-18 x 1 3/4 BH C/S BLK | 2 |

TILTMMASTER MOUNTING ASSEMBLY (INVACARE STORM-NEW)

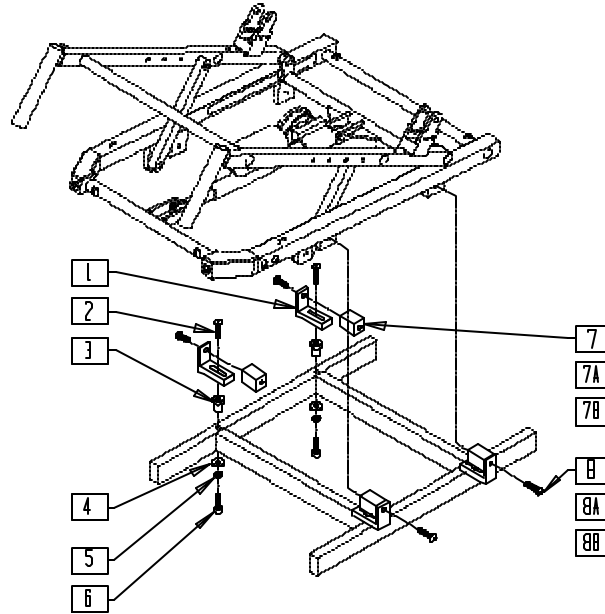


TCG00X17

| ITEM | NUMBER | DESCRIPTION | QTY |
|------|--------|--------------------------------|-----|
| 1 | 226218 | 5/16-18 x 1 3/4" BH C/S BLK | 4 |
| 2 | 226181 | 5/16-18 x 1 BH C/S | 6 |
| 3 | 226174 | 5/16-18 x 3/4 BH C/S | 2 |
| 4 | 481327 | FRONT BASE FRAME MNTG BRACKET | 2 |
| 5 | 481326 | FRONT BASE FRM INSERT NS STORM | 2 |
| 6 | 483263 | FRONT ADJ PLATE NS STORM | 2 |
| 7 | 226174 | 5/16-18 x 3/4 BH C/S | 2 |

| ITEM | NUMBER | DESCRIPTION | QTY |
|------|-------------------|--|-----|
| 8 | 500255- 500259 | RR MNT BRKT 15"-17" x 18"-20" 18STF STORM | 2 |
| 8A | 500290- 500294 | RR MNT BRKT 15"-17" x 18"-20" 19STF STORM | 2 |
| 9 | 483261 | FRONT BASE FRM 0-50° 18STF NS | 2 |
| | 483264 | FRONT BASE FRM 0-50° 19STF NS | |
| 10 | 226218 | 5/16-18 x 1 3/4 BH C/S BLK | 4 |

TILTMASTER MOUNTING ASSEMBLY (PRIDE JAZZY)

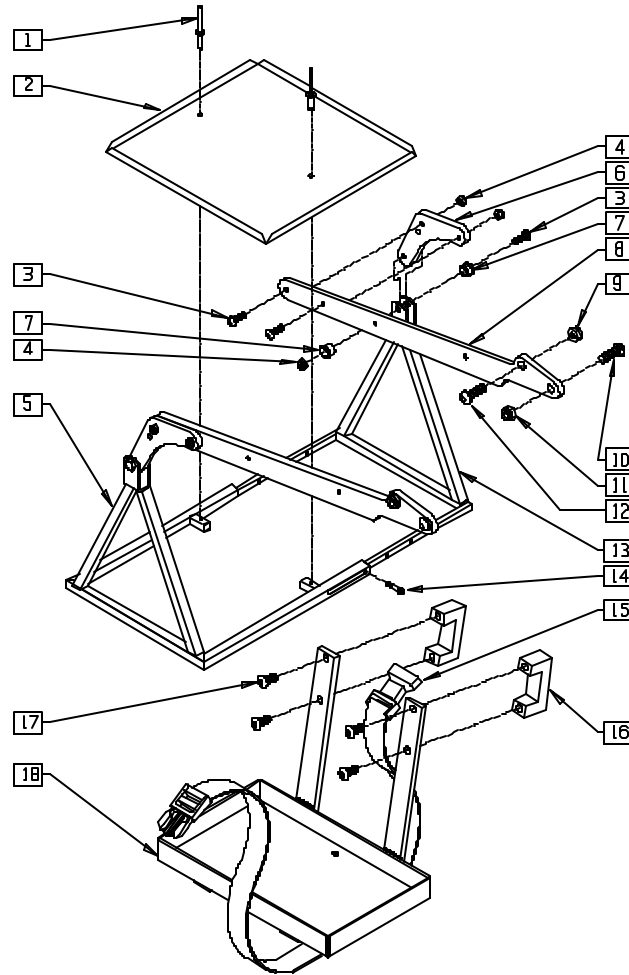


TCG00X21

| ITEM | NUMBER | DESCRIPTION | QTY |
|------|--------|--------------------------|-----|
| 1 | 483269 | BASE FRAME MOUNT JAZZY | 4 |
| 2 | 226213 | 3/8-16 x 1 BH C/S BLK ZN | 4 |
| 3 | 483268 | BASE FRAME INSERT JAZZY | 4 |
| 4 | 264101 | 1/2 WASHER HARDENED FLAT | 4 |
| 5 | 261509 | 3/8 SAE WASHER | 4 |
| 6 | 226272 | 3/8-16 x 3/4 SOC C/S BLK | 4 |

| ITEM | NUMBER | DESCRIPTION | QTY |
|------|--------|-------------------------------|-----|
| 7 | 481287 | SPACER 18"-20" WIDE JAZZY CG | 4 |
| 7A | 481288 | SPACER 16" WIDE JAZZY CG | 4 |
| 7B | 481289 | SPACER 17" WIDE JAZZY CG | 4 |
| 8 | 226174 | 5/16-18 x 3/4 BH C/S BLK ZN | 4 |
| 8A | 226288 | 5/16-18 x 1 3/4 BH C/S BLK ZN | 4 |
| 8B | 222108 | 5/16-18 x 1 1/4 BH C/S | 4 |

VENT TRAY ASSEMBLY (QUICKIE POWER TILT)



TCG00X15

| ITEM | NUMBER | DESCRIPTION | QTY |
|------|--------|-------------------------------|-----|
| 1 | 240112 | RIVET POP SD46BS BLK | 2 |
| 2 | 540105 | VENT TRAY | 1 |
| 3 | 226181 | 5/16-18 x 1 BH C/S BLK | 6 |
| 4 | 202103 | 5/16-18 NYLOCK NUT THICK | 2 |
| 5 | 540161 | VENT TRAY HANGER WELDMENT | 1 |
| 6 | 500113 | VENT TRAY LINK MNTG BRKT R | 1 |
| | 500114 | VENT TRAY LINK MNTG BRKT L | |
| 7 | 560102 | V/T LINK MOUNTING BRKT INSERT | 2 |
| 8 | 500112 | VENT TRAY LINK | 2 |
| 9 | 201234 | 3/8-16 NYLOCK NUT THIN | 2 |
| 10 | 226106 | 1/4-20 x 3/4 BH C/S BLK ZN | 2 |

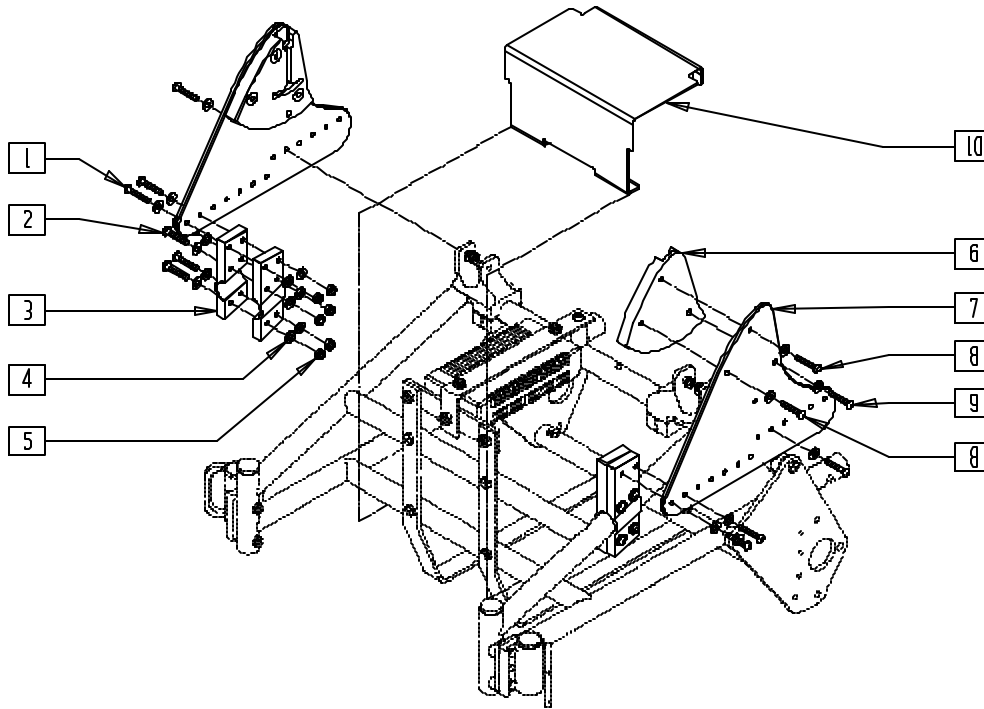
| ITEM | NUMBER | DESCRIPTION | QTY |
|-------|--------|--------------------------------|-----|
| 11 | 201105 | 1/4-20 NYLOCK NUT THIN | 2 |
| 12 | 226213 | 3/8-16 x 1" BH C/S BLK ZN | 2 |
| 13 | 540160 | VENT TRY SPPRT INSERT WELDMENT | 1 |
| 14 | 226095 | 1/4-20 x 3/8 SOC C/S BLK ZN | 4 |
| 15 | 750076 | BATTERY TRAY STRAP CG | 1 |
| 16 | 550961 | BATTERY TRAY CLAMP CG | 2 |
| 17 | 226174 | 5/16-18 x 3/4 BH C/S | 4 |
| 18 | 540162 | BATTERY TRAY WELDMENT | 1 |
| 1-15 | 880886 | VENT TRAY SUPPORT ASSEMBLY CG | |
| 16-18 | 880887 | BATTERY TRAY ASSEMBLY CG | |
| 1-18 | 920552 | T/M VENT TRAY AND BATTERY BOX | |

Kid Kart Xpress, Z-500 Power Pak

IN THIS SECTION

| | | | |
|---|------|--------------------------|------|
| Mounting System (Z-500 Power Pak)..... | 20.1 | Kill Switch and Hardware | |
| Transit System(Z-500 Power Pak)..... | 20.2 | (Z-500 Power Pak)..... | 20.4 |
| Joystick and Mounting Hardware | | | |
| (Kid Kart Xpress/Z-500 Power Pak) | 20.3 | | |

MOUNTING SYSTEM (Z-500 POWER PAK)

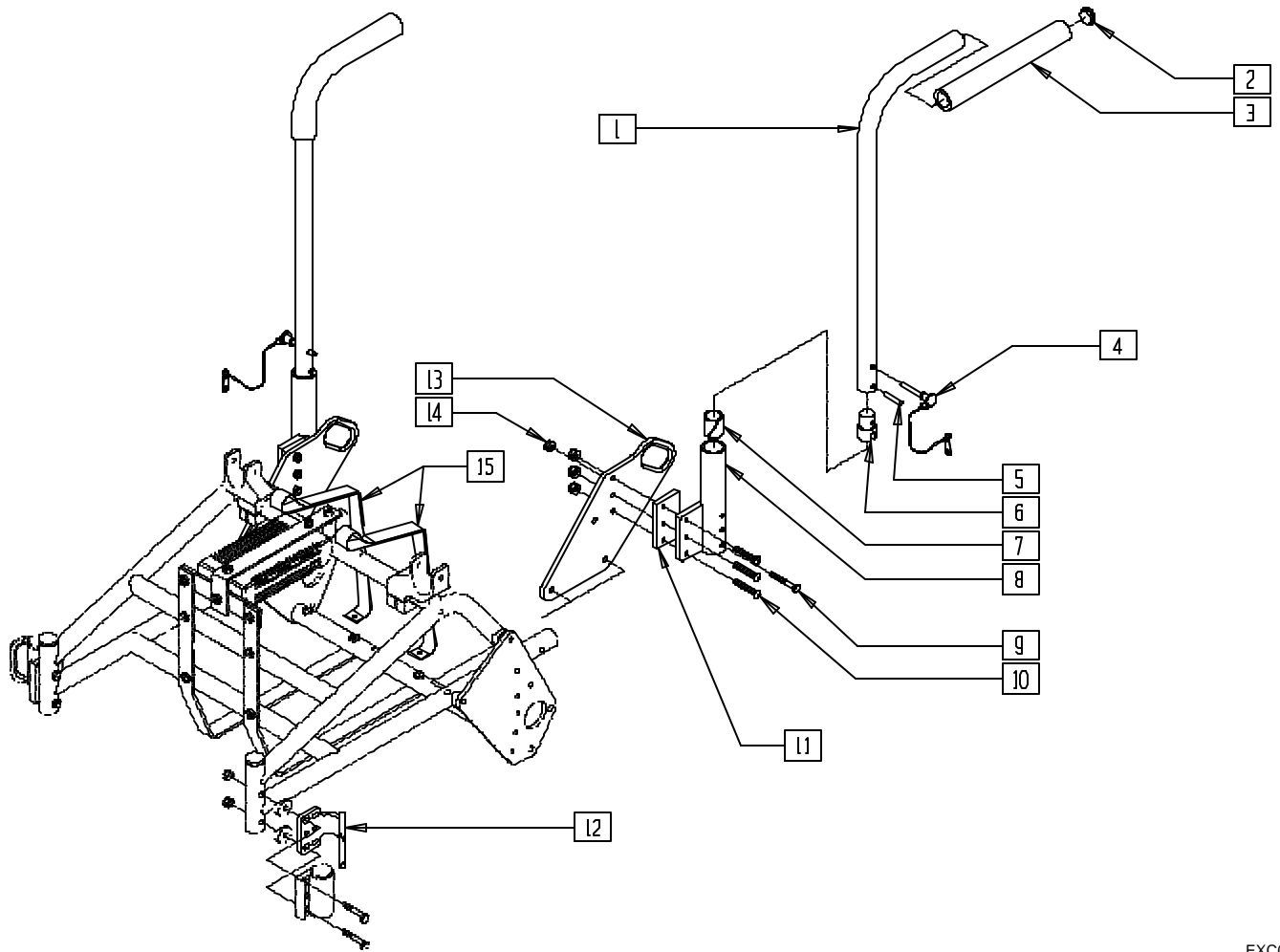


EXC0X01A

| ITEM | NUMBER | DESCRIPTION | QTY |
|------|-------------------|--------------------------------|-----|
| 1 | 227191 | 1/4-20 x 1-5/8" BH C/S BLK | 6 |
| 2 | 227190 | 1/4-20 x 1-3/8" BH C/S BLK | 8 |
| 3 | 550057, 550058 | FRONT FRAME BRACKET XC (EA) | 2 |
| 4 | 262110-QU | 1/4 AN WASHER FLAT THIN | 32 |
| 5 | 201136 | 1/4-20 NYLOCK NUT HIGH | 14 |

| ITEM | NUMBER | DESCRIPTION | QTY |
|------|-------------------|------------------------|-----|
| 6 | 500855, 500856 | TIS BLOCK XC (EA) | 1 |
| 7 | 500854 | SIDE PLATE XC | 2 |
| 8 | 226163 | 1/4-28 x 2 SOC C/S BLK | 4 |
| 9 | 226162 | 1/4-20 x 1 1/8 BH C/S | 2 |
| 10 | 560027 | SHROUD BASE XC | 1 |

TRANSIT SYSTEM (Z-500 POWER PAK)

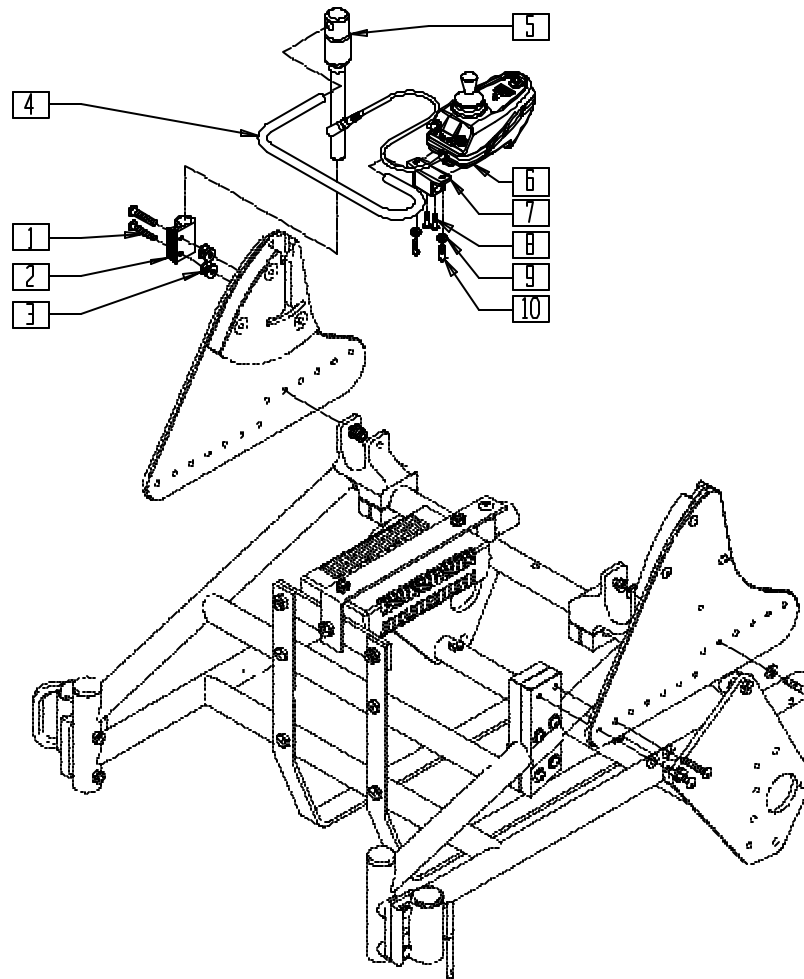


EXC0X02

| ITEM | NUMBER | DESCRIPTION | QTY |
|------|-------------------|-----------------------------|-----|
| 1 | 521600 | STROLLER HNDL REG STRT F | 2 |
| 2 | 561002 | 1" INSERT PLUG .083 | 2 |
| 3 | 560300 | 9 x .940 x .200 FOAM GRIP | 2 |
| 4 | 349020 | STROLLER HANDLE RELEASE PIN | 2 |
| 5 | 341200 | 1/4 x 1 ROLL PIN | 2 |
| 6 | 483029 | PUSH HANDLE PLUG | 2 |
| 7 | 560400 | 1" I.D. NY-LINER | 2 |
| 8 | 540100, 540102 | PADDED ARM REC STRT (EA) | 1 |

| ITEM | NUMBER | DESCRIPTION | QTY |
|---------|--------|-------------------------------|-----|
| 9 | 221133 | 1/4-28 x 1 1/2 G8 HEX C/S | 2 |
| 10 | 221124 | 1/4-28 x 1 1/4 G8 HEX C/S | 6 |
| 11 | 560015 | BRACKET SPACER HANDLEBAR XC | 2 |
| 12 | 505471 | TRANSIT BRCKT ZP | 2 |
| 13 | 550622 | REAR TRANSIT BRKT XC | 2 |
| 14 | 202300 | 1/4-28 NYLOCK NUT THIN BLK ZN | 8 |
| 15 | 750068 | BATTERY STRAP TRANSIT Z500 | 2 |
| 1-3,5,6 | 880360 | STROLLER HNDL REG STRT F | |

JOYSTICK AND MOUNTING HARDWARE (KID KART XPRESS/Z-500 POWER PAK)



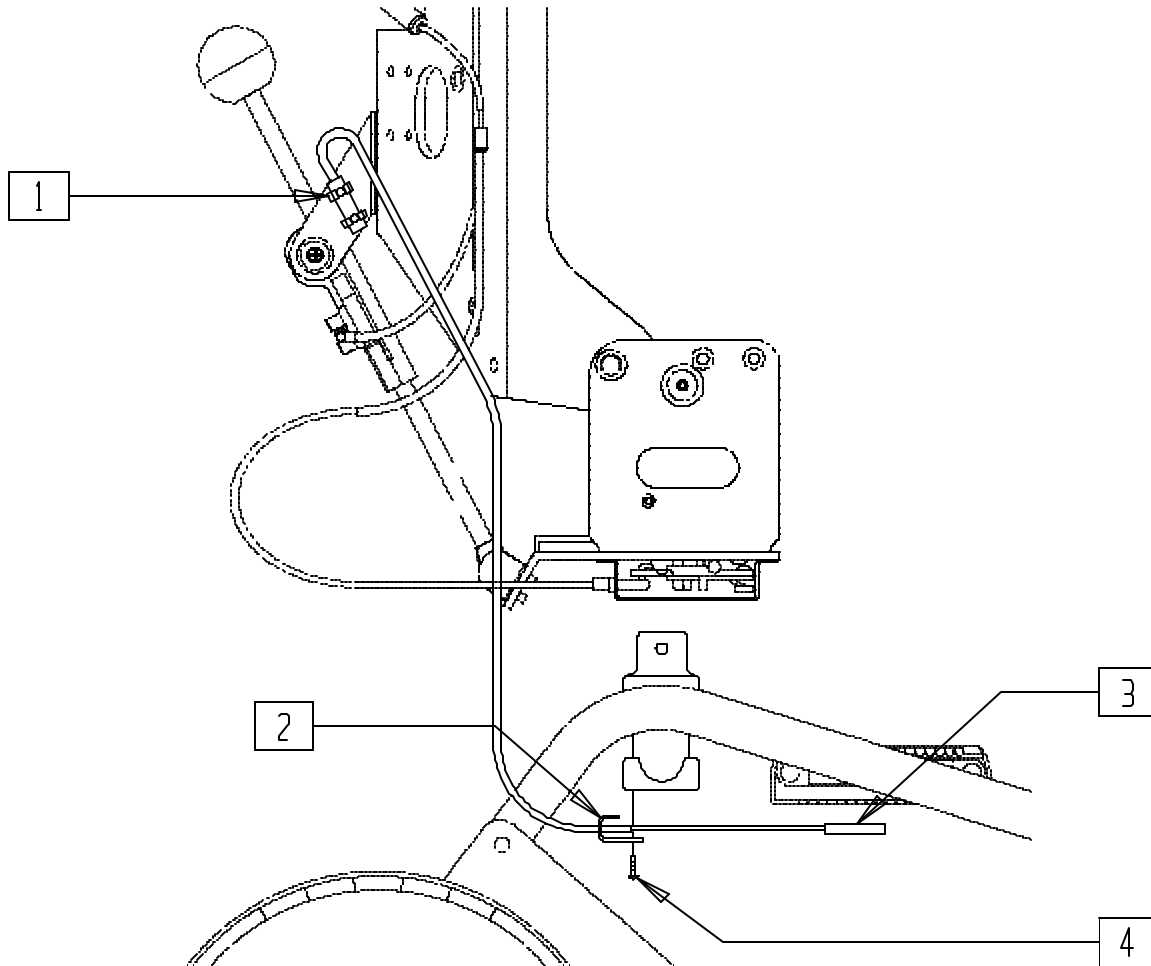
JOYSTICK CAN BE MOUNTED ON LEFT OR RIGHT SIDE OF CHAIR.

EXC0X20A

| ITEM | NUMBER | DESCRIPTION | QTY |
|------|--------|------------------------------|-----|
| 1 | 226123 | 1/4-20 x 1 BH C/S BLK ZN | 2 |
| 2 | 550350 | 3/4" CLMP ADJ FT PLT | 1 |
| 3 | 561059 | 3/4 O.D. x .318 I.D. WASHER | 4 |
| 4 | 505369 | S/A REMOTE BOX SUPPORT ARM | 1 |
| 5 | 886975 | USCM ARM ASSM KKART | 1 |
| 6 | 139667 | REMOTE BOX W/O JACKS 180D R | 1 |
| | 139668 | REMOTE BOX W/JACKS 180D R | |
| | 139665 | REMOTE BOX W/JS R MOUNT | |
| | 139669 | REMOTE BOX W/JS L MOUNT | |
| | 139666 | REMOTE BOX W/JACK & JS R MNT | |
| | 139670 | REMOTE BOX W/JACK & JS L MNT | |

| ITEM | NUMBER | DESCRIPTION | QTY |
|------|-----------|--------------------------------|-----|
| 7 | 500756 | BASE CLAMP JOYSTICK MOUNT | 1 |
| 8 | 220120 | 8-32 x 1/2 SOC C/S P/LK BLK | 2 |
| 9 | 262110-QU | 1/4 AN WASHER FLAT THIN | 2 |
| 10 | 226106 | 1/4-20 x 3/4 BH C/S BLK ZN | 2 |
| 6-10 | 882267 | RMT BX JSTK W/O JCK 180D ASSM | 1 |
| | 882278 | RMT BX JYSTCK W/JCK 180D ASSM | |
| | 882330 | RMT BX JSTK W/JS R ASSM | |
| | 882333 | RMT BX JSTK W/JS L ASSM | |
| | 882331 | RMT BX JSTK W/JACK & JS R ASSM | |
| | 882334 | RMT BX JSTK W/JACK & JS L ASSM | |

KILL SWITCH AND HARDWARE (Z-500 POWER PAK)



EXC0X06

| ITEM | NUMBER | DESCRIPTION | QTY |
|------|--------|-----------------------------|-----|
| 1 | 139331 | POWER PAK PLUG ASSM | 1 |
| 2 | 560316 | PHONE JACK MOUNTING BRACKET | 1 |

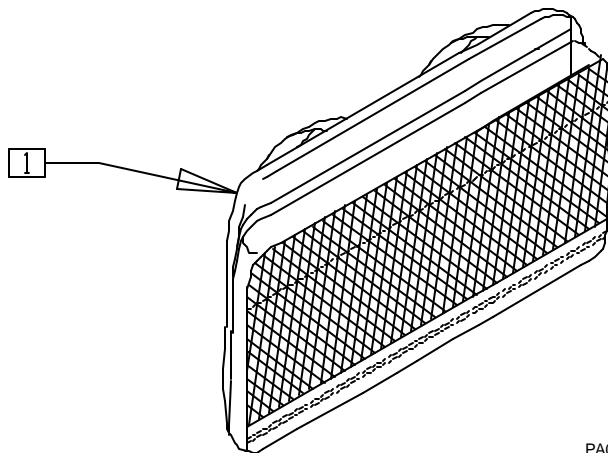
| ITEM | NUMBER | DESCRIPTION | QTY |
|------|--------|---------------------------|-----|
| 3 | 139330 | POWER PAK JACK ASSM | 1 |
| 4 | 221124 | 1/4-28 x 1 1/4 G8 HEX C/S | 1 |

Accessories

IN THIS SECTION

| | | | |
|---|------|--|-------|
| Armrest Pouch (Dual-post Armrest)..... | 21.1 | Manual Wheelchair Conversion Kit | |
| Auxiliary Charger Box | | (Quickie P-222) | 21.6 |
| (Quickie Power Recline System) | 21.1 | Multi Mount Adapter Assembly | 21.7 |
| Backpacks and Seat Pouches | 21.1 | Non-tilt Mechanism (Quickie Z500[Zippie P500]) ... | 21.7 |
| Batteries..... | 21.2 | Positioning Belt | 21.8 |
| Battery (Vent Tray) | | Quickie Plastic Side Guard | 21.8 |
| (Quickie P210/Power Recline System) | 21.2 | Programmer | 21.9 |
| Battery Tray | | Qtronix Programmer | 21.9 |
| (Quickie P210/Power Recline System) | 21.3 | Digital Multimeter | 21.9 |
| Quickie Caddy | 21.3 | Remote Extension Cable | 21.9 |
| Hanger Kit (Quickie G-424/P-222/S-525/S-626) | 21.3 | Tool Kit | 21.10 |
| Impact Guards (Neoprene) | 21.4 | Touch-up Paint | 21.10 |
| Leg Straps..... | 21.4 | Tray Table | 21.10 |
| Manual Wheelchair Conversion Kit (14"/15") | | Tray Table (Adjustable Locking Flip-up Arm) | |
| (Quickie P200/P320)..... | 21.4 | (Quickie Z500[Zippie P500]) | 21.11 |
| Manual Wheelchair Conversion Kit (16"-20") | | Vent Tray (Quickie Power Recline System) | 21.11 |
| (Quickie P200/P320)..... | 21.5 | | |

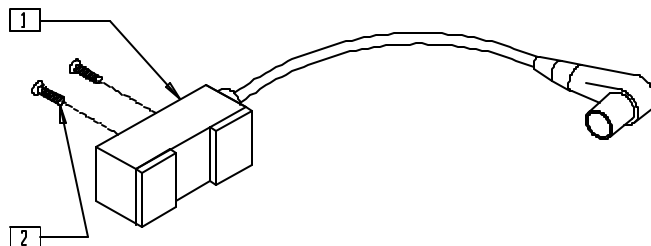
ARMREST POUCH (DUAL-POST ARMREST)



PA0X24A

| ITEM | NUMBER | DESCRIPTION | QTY |
|------|--------|-------------------------|-----|
| 1 | 750329 | DUAL POST ARMREST POUCH | 1 |

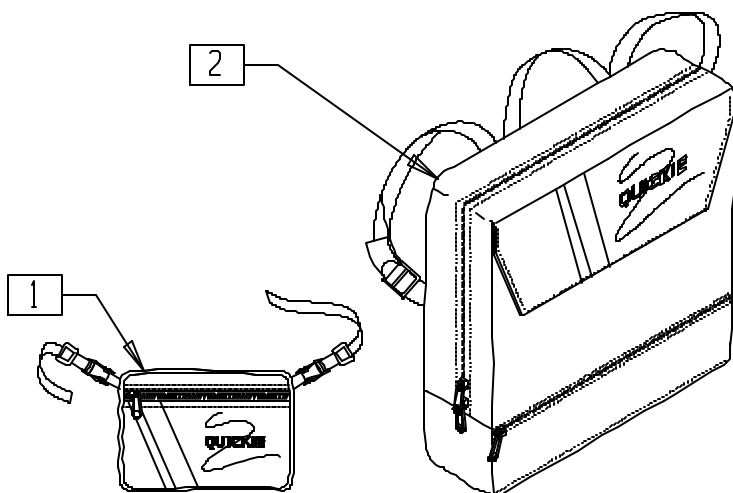
AUXILIARY CHARGER BOX (QUICKIE POWER RECLINE SYSTEM)



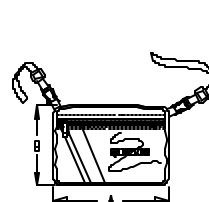
P200X67

| ITEM | NUMBER | DESCRIPTION | QTY |
|------|--------|-----------------------|-----|
| 2 | 281105 | 10-32 x 3/8 PAN PHIL | 2 |
| 1,2 | 139119 | AUXILIARY CHARGER BOX | |

BACKPACKS AND SEAT POUCHES




MEASURING GUIDE



PA0X19

| SEAT POUCH | |
|------------|----|
| A | B |
| 8" | 6" |



PA0X17

| BACKPACK | | | |
|----------|---------|---------|----|
| | C | D | E |
| KIDS | 12" | 12" | 4" |
| ADULT | 13 1/2" | 13 1/2" | 4" |

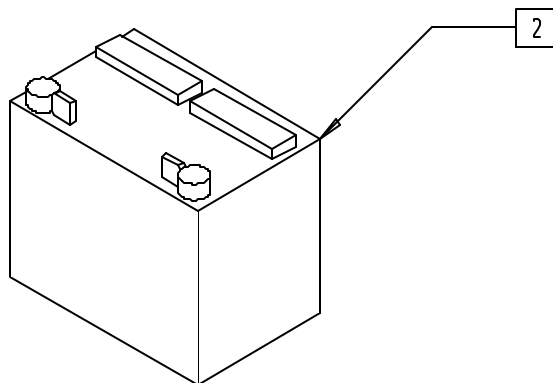
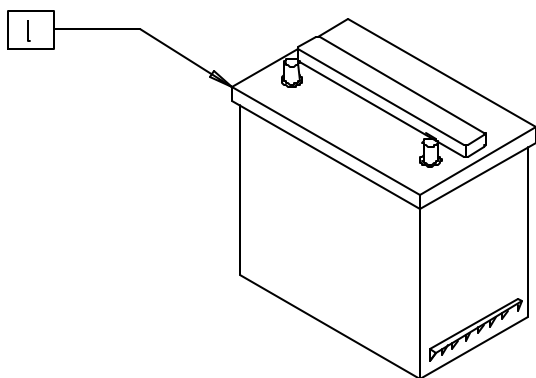
| ITEM | NUMBER | DESCRIPTION | QTY |
|------|---------------|-------------|-----|
| 1 | 750120-750125 | BACKPACK | 1 |

NOTE: KIDS BACKPACKS DO NOT HAVE ADJUSTABLE STRAPS WITH BUCKLES.

| ITEM | NUMBER | DESCRIPTION | QTY |
|------|---------------|-------------|-----|
| 2 | 750304-750306 | SEAT POUCH | 1 |

PA0X20

BATTERIES

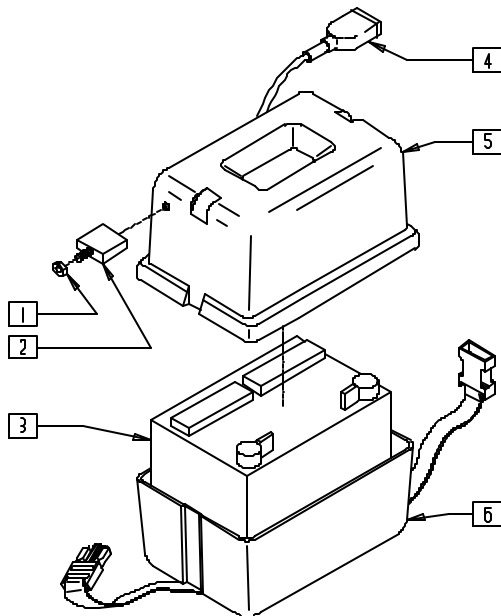


PA0X01

| ITEM | NUMBER | DESCRIPTION | QTY |
|------|--------|--------------------------------|-----|
| 1 | 136511 | BATTERY GEL CEL U128 31 AMP | 1 |
| | 136513 | BATTERY GEL CEL 22NF (GC12400) | |

| ITEM | NUMBER | DESCRIPTION | QTY |
|------|--------|------------------|-----|
| 2 | 136515 | BATTERY M-24 GEL | 1 |

BATTERY (VENT TRAY) (QUICKIE P210/POWER RECLINE SYSTEM)



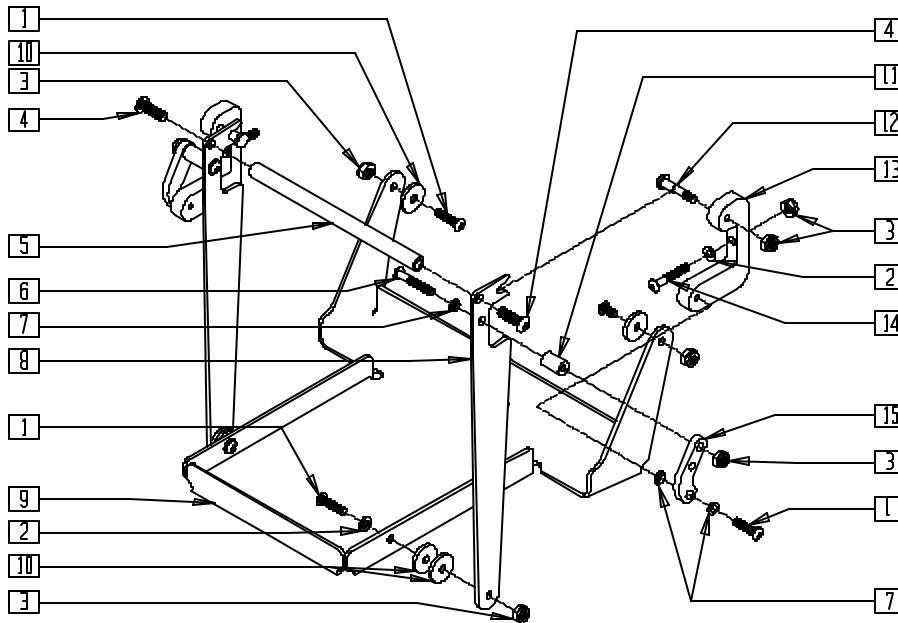
P200X74

| ITEM | NUMBER | DESCRIPTION | QTY |
|------|--------|----------------------------------|-----|
| 1 | 210071 | NUT KNURLED FOR 133010 | 1 |
| 2 | 133010 | CIRCUIT BREAKER 60 AMP RESET | 1 |
| 3 | 136515 | BATTERY M-24 GEL | 1 |
| 4 | 139018 | BATTERY CHARG LOOM P210 VENTILTR | 1 |

| ITEM | NUMBER | DESCRIPTION | QTY |
|---------|--------|----------------------------------|-----|
| 5 | 562705 | BATTERY BOX LID L P300 | 1 |
| 6 | 880480 | BATTERY BOX BOTTOM W/STRAP P2/P3 | 1 |
| 1,2,5,6 | 920287 | BATTERY BOX ASSM P210 VENT | |

NOTE: SEE PAGE 21.11 FOR VENT TRAY.

BATTERY TRAY (QUICKIE P210/POWER RECLINE SYSTEM)

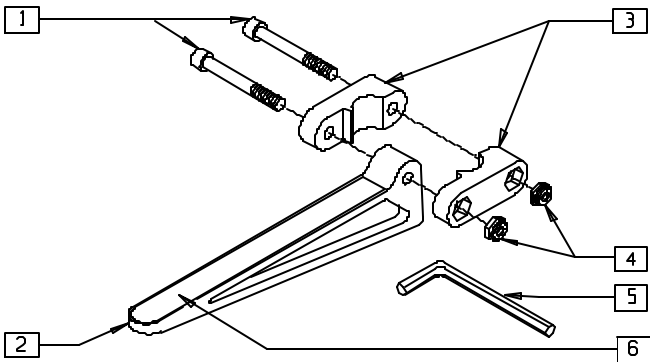


P200X73

| ITEM | NUMBER | DESCRIPTION | QTY |
|------|--------|---------------------------|-----|
| 1 | 226100 | 1/4-28 x 3/4 BH C/S | 6 |
| 2 | 262110 | 1/4 AN WASHER FLAT THIN | 4 |
| 3 | 201112 | 1/4-28 NUT THIN | 10 |
| 4 | 226182 | 5/16-18 x 1 BH C/S | 2 |
| 5 | 505335 | BATTERY TRAY HANDLE | 1 |
| 6 | 226130 | 1/4-28 x 1 1/2 BH C/S | 2 |
| 7 | 262115 | 1/4" NYLON FLANGE BUSHING | 2 |
| 8 | 505330 | BATTERY TRAY LINKAGE | 2 |
| 9 | 505726 | BATTERY TRAY PIVOTING | 1 |

| ITEM | NUMBER | DESCRIPTION | QTY |
|------|--------|---------------------------------------|-----|
| 10 | 561016 | 1" WASHER 5/16" HOLE | 6 |
| 11 | 561057 | T45 FRAME PLUG PLASTIC | 2 |
| 12 | 481023 | S/A LATCH STUD NEW | 2 |
| 13 | 550125 | BATTERY TRAY MOUNTING BLOCK | 2 |
| 14 | 226140 | 1/4-28 x 1 3/4 BH C/S | 2 |
| 15 | 550264 | 3 HOLE TOGGLE PULL (SPECIFY BLACK) | 2 |
| 1-15 | 920550 | BATTERY TRAY ASSM PRS | |

QUICKIE CADDY

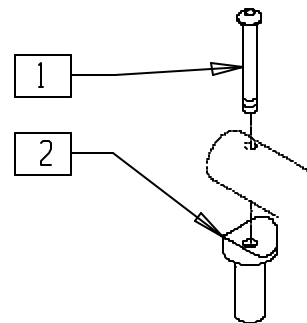


PA0X15

| ITEM | NUMBER | DESCRIPTION | QTY |
|------|--------|------------------------|-----|
| 1 | 226128 | 1/4-28 x 1 1/4 SOC C/S | 2 |
| 2 | 561105 | CADDY ARM | 1 |
| 3 | 561104 | CADDY CLAMP | 2 |
| 4 | 201100 | 1/4-28 NYLOCK NUT THIN | 2 |
| 5 | 349998 | 3/16" ALLEN WRENCH | 1 |
| 6 | 580050 | CADDY TAPE | 1 |
| 1-5 | 902350 | QUICKIE CADDY (PR) | |

HANGER KIT (QUICKIE G-424/P-222/S-525/S-626)

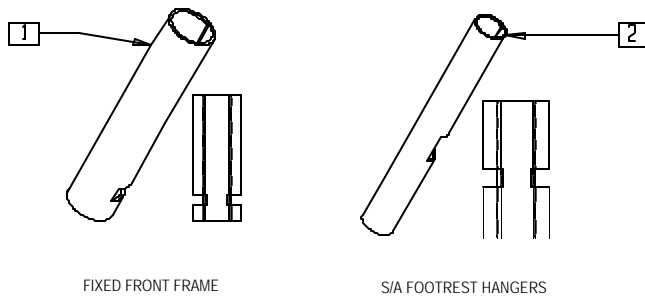
(for use when adapting manual products hangers to chairs listed)



PHGRX10A

| ITEM | NUMBER | DESCRIPTION | QTY |
|------|--------|--------------------------------|-----|
| 1 | 483603 | PIVOT SADDLE MANUAL/POWER | 1 |
| 2 | 226291 | 5/16-18 X 1-1/2 BHCS BK W/PTCH | 1 |

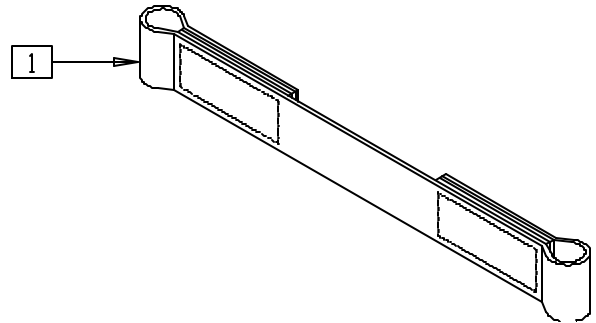
IMPACT GUARDS (NEOPRENE)



PA0X21

| ITEM | NUMBER | DESCRIPTION | QTY |
|------|--------|--|-----|
| 1 | 750316 | IMPACT GUARDS NEOPRENE FIXED (PR) | 1 |
| 2 | 750317 | IMPACT GUARDS NEOPRENE S/A AND GPS (PR) | 1 |

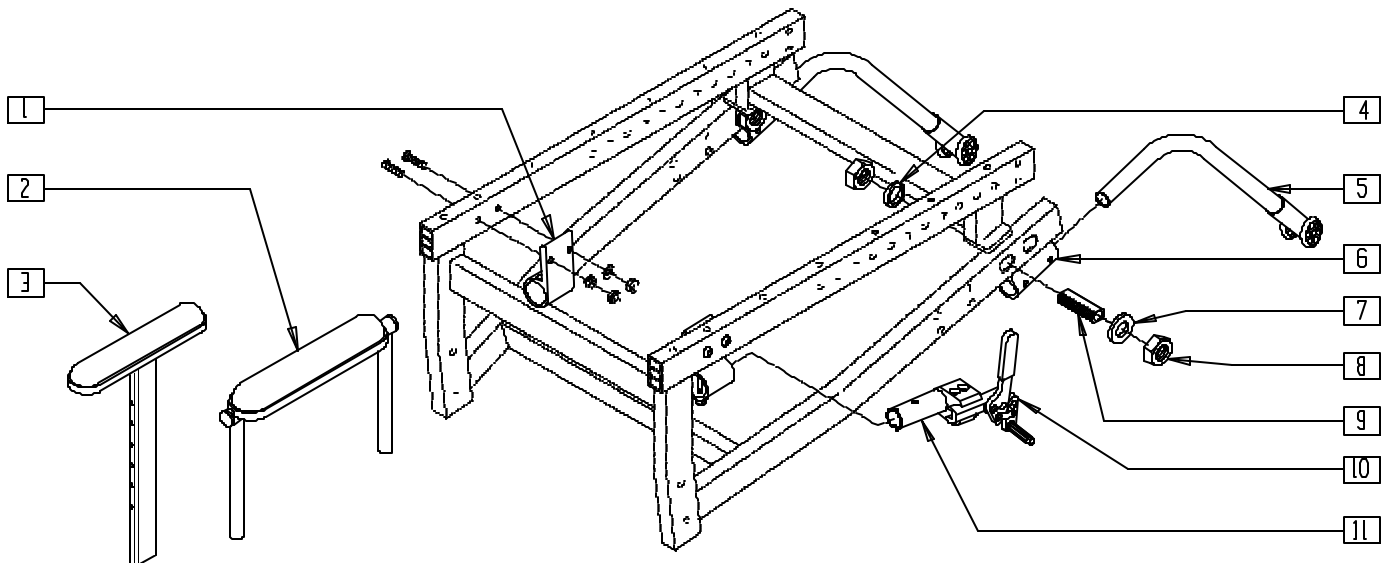
LEG STRAPS



PA0X22

| ITEM | NUMBER | DESCRIPTION | QTY |
|------|-------------------|------------------------|-----|
| 1 | 740111- 740132 | LEG STRAP 10"-20" (EA) | 1 |

MANUAL WHEELCHAIR CONVERSION KIT (14"/15") (QUICKIE P200/P320)



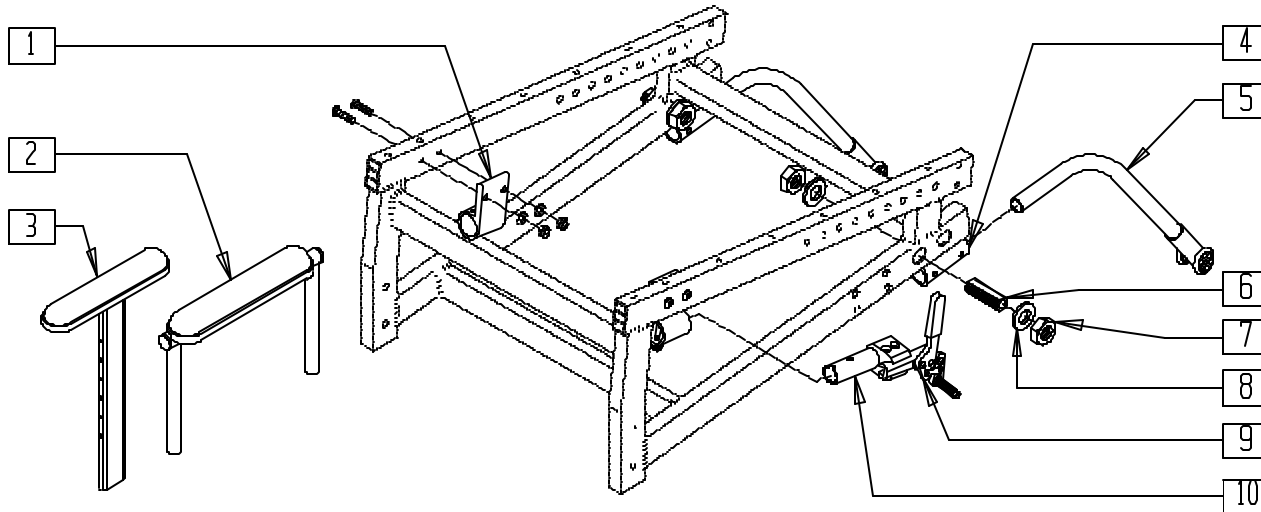
P200X41A

| ITEM | NUMBER | DESCRIPTION | QTY |
|------|---|--------------------------------|-----|
| 1 | 900505 | BRAKE HOUSING ASSM HT ADJ P2 | 1 |
| | 900506 | BRAKE HOUSING ASSM DUAL PST P2 | |
| 2 | 881446- 881449; 881550- 881553 | DUAL POST UPPER ADJ | 1 |
| | 880188- 880191 | HT ADJ UPPER ARM ASSM | |
| | 483069 | AXLE NUT SHIM 14/15 P2 | |
| | 880511, 880512 | ANTI-TIP ASSM P2 (EA) | |
| 6 | 900715 | ANTI-TIP RECEIVER W/HDWR P2 | 2 |

| ITEM | NUMBER | DESCRIPTION | QTY |
|----------|-------------------|--|-----|
| 7 | 265100 | 3/4 x 18 WASHER NARROW | 1 |
| 8 | 204000 | 3/4-16 NUT | 2 |
| 9 | 481065 | AXLE SLEEVE S.S. | 1 |
| 10 | 880570, 880571 | WHL LOCK PUSH W/CLMP (EA) | 1 |
| 11 | 880544 | BRAKE MOUNT TUBE W/HDWR | 2 |
| 4,7-9 | 920113 | AXLE SLEEVE W/HDWR 14/15 P2 | |
| 4-11 | 920438 | CONV KIT 14/15 W/NO ARMREST P2 | |
| 1,3-11 | 920430- 920433 | CONVERSION KIT (W/HT ADJ UPPER ARM) | |
| 1,2,4-11 | 920436, 920437 | CONVERSION KIT (W/QUAD UPPER ARM) | |

NOTE: FOR MANUAL WHEEL ASSEMBLIES, SEE *WHEELS*, SECTION 13.

MANUAL WHEELCHAIR CONVERSION KIT (16"-20") (QUICKIE P200/P320)



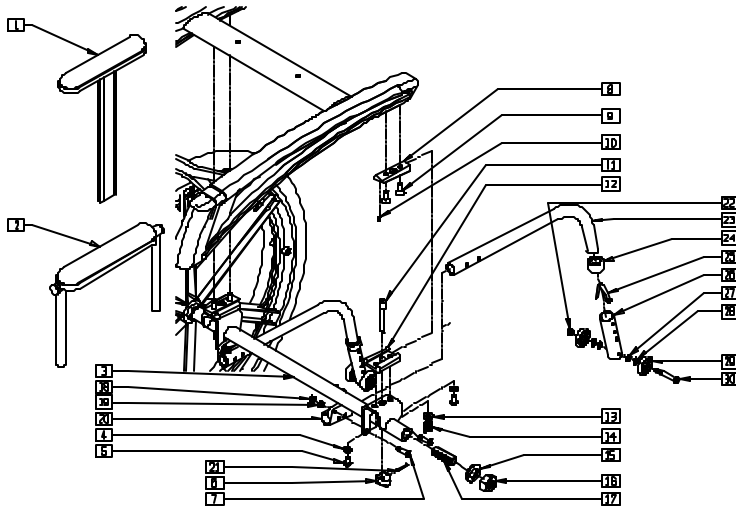
P200X41

| ITEM | NUMBER | DESCRIPTION | QTY |
|------|-------------------|--------------------------------|-----|
| 1 | 900505 | BRAKE HOUSING HT ADJ P2 | 2 |
| | 900506 | BRAKE HOUSING ASSM DUAL PST P2 | |
| 2 | 881446- | DUAL POST UPPER ARM PAD | 1 |
| | 881449; | | |
| | 881550- | | |
| | 881553 | | |
| 3 | 880188- 880191 | HT ADJ UPPER ARM ASSM | 1 |
| 4 | 900715 | ANTI-TIP RECEIVER W/HDWR P2 | 2 |
| 5 | 880511, 880512 | ANTI-TIP ASSM P2 (EA) | 1 |
| 6 | 481065 | AXLE SLEEVE S.S. | 1 |

| ITEM | NUMBER | DESCRIPTION | QTY |
|--------|---|--|-----|
| 7 | 204000 | 3/4-16 NUT | 2 |
| 8 | 265100 | 3/4 x 18 WASHER NARROW | 2 |
| 6-8 | 920121 | AXLE SLEEVE W/HDWR (NON-INDEX) | |
| 9 | 880570, 880571 | WHL LOCK PUSH W/CLMP (EA) | 1 |
| 10 | 880544 | BRAKE MOUNT TUBE W/HDWR | 2 |
| 1,3-10 | 920360- 920367 | CONVERSION KIT (W/HT ADJ UPPER ARM) | |
| | 920366, 920367, 920385, 920386 | CONVERSION KIT (W/QUAD UPPER ARM) | |

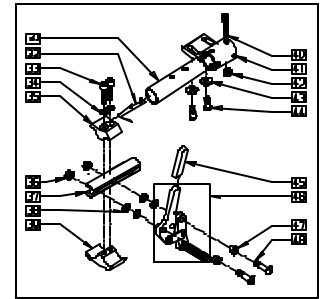
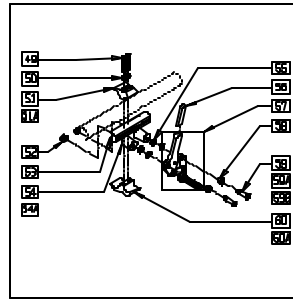
NOTE: FOR MANUAL WHEEL ASSEMBLIES, SEE *WHEELS* SECTION 13.

MANUAL WHEELCHAIR CONVERSION KIT (QUICKIE P-222)



FITS PRIOR TO S/N P222-8814

EFFECTIVE BEGINNING S/N P222-8814

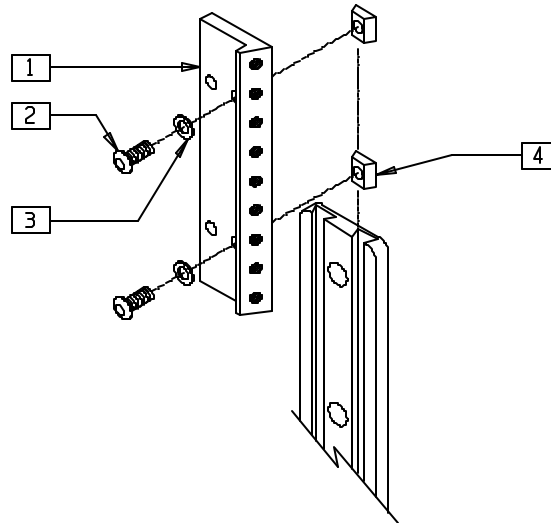


P2220X17

| ITEM | NUMBER | DESCRIPTION | QTY |
|------|-----------------------------|------------------------------------|-----|
| 1 | 880188-880191 | HT ADJ UPPER ARM ASSEMBLY | 1 |
| 2 | 881446-881449-881550-881553 | DUAL POST UPPER ADJ | 1 |
| 3 | 540092-540094, 540099 | MANUAL CONVERSION WELDMENT 18"-24" | 1 |
| 4 | 263100 | 5/16 AN WASHER FLAT | 4 |
| 5 | 226283 | 5/16-18 x 1/2 BH C/S BLK ZN | 4 |
| 6 | 483756 | PLUNGER KNOB | 2 |
| 7 | 227110 | 1/4-28 x 1 BH C/S BLK ZN | 2 |
| 9 | 226311 | 5/16-18 x 3/4 FH C/S W/PATCH | 4 |
| 8,10 | 887247 | MANUAL CONV DOVETAIL ASSEMBLY | |
| 11 | 481282 | MANUAL CONVERSION PLUNGER P222 | 2 |
| 12 | 551006 | MANUAL CONVERSION RECEIVER P222 | 2 |
| 13 | 262100-QU | 1/4 AN WASHER FLAT | 2 |
| 14 | 321701 | S/A HANGER SPRING P300 | 2 |
| 15 | 204000 | 3/4-16 NUT | 2 |
| 16 | 265100 | 3/4 x 18 WASHER NARROW | 2 |
| 17 | 481065 | AXLE SLEEVE SS | 2 |
| 18 | 204110 | 1/4-28 NYLOCK NUT BLK ZN | 4 |
| 19 | 481380 | ANTI-TIP SPACER XTR | 4 |
| 20 | 540187 | ANTI-TIP RECEIVER XTR | 2 |
| 21 | 341149 | 1/8 x 1 ROLL PIN | 4 |
| 22 | 201100-QU | 1/4-28 NYLOCK NUT THIN | 2 |
| 23 | 521727, 521728 | ANTI-TIP TUBE EXT REG BLK | 2 |
| 24 | 563065 | 3/4" ANTI-RATTLE | 2 |
| 25 | 301100 | 1/4" SNAP BUTTON SINGLE | 2 |
| 26 | 521587 | ANTI-TIP SLEEVE TUBE (5H) BLK | 2 |
| 27 | 262110-QU | 1/4 AN WASHER FLAT THIN | 4 |
| 28 | 262130 | 6mm WASHER WAVE | 4 |
| 29 | 561032 | ANTI-TIP WHEEL | 4 |
| 30 | 221192 | 1/4-28 x 2 G8 HEX C/S | 2 |
| 31 | 521569 | BRAKE MOUNT TUBE P2 | 1 |
| 32 | 301109 | SNAP BUTTON DUAL ONE SIDE | 1 |
| 33 | 226112 | 1/4-28 x 1 SOC C/S BLK | 2 |
| 34 | 262114 | 1/4 WASHER HI COLLAR LOCK ZN | 2 |
| 35 | 550659 | CLAMP 1 1/4" RECESS HALF BLK | 1 |
| 36 | 201100-QU | 1/4-28 NYLOCK NUT THIN | 2 |
| 37 | 550374 | WHL LCK SLIDE BLOCK 3 1/2" BLK | 1 |
| 38 | 561028 | 1/4" NYLON WASHER | 4 |
| 39 | 550658 | CLAMP 1 1/4" THREADED BLK | 4 |

| ITEM | NUMBER | DESCRIPTION | QTY |
|--------------------|------------------------------|--|-----|
| 40 | 227130 | 1/4-28 x 1 1/2 BH C/S BLK ZN | 1 |
| 41 | 550493 | BRAKE HOUSING P2 | 1 |
| 42 | 202300 | 1/4-28 NYLOCK NUT THIN BLK ZN | 1 |
| 43 | 262100-QU | 1/4 AN WASHER FLAT | 2 |
| 44 | 226064 | 1/4-28 x 3/4 BH C/S BLK W/PATCH | 2 |
| 45 | 560500-QU | HB PLASTIC COVER | 1 |
| 45,46 | 880732, 880735 | WHEEL LOCK ARM ASSEMBLY W/GRIP BLK (EA) | |
| 47 | 560126 | .250 ID .312 OD BUSHING PLST | 2 |
| 48 | 226110 | 1/4-28 x 1 BH C/S | 2 |
| 49 | 226112 | 1/4-28 x 1 SOC C/S BLK | 2 |
| 50 | 262114 | 1/4 WASHER HI COLLAR LOCK ZN | 2 |
| 51 | 550659 | CLAMP 1 1/4" RECESS HALF BLK | 1 |
| 51A | 550601 | MAN CONV WHL LOCK CLMP RECESS | 1 |
| 52 | 201100-QU | 1/4-28 NYLOCK NUT THIN | 2 |
| 53 | 550374 | WHL LCK SLIDE BLOCK 3 1/2" BLK | 1 |
| 54 | 330031 | SUSPENSION SPACER 1/2" P3 | 2 |
| 54A | 330032 | SUSPENSION SPACER 1" P3 | 2 |
| 55 | 561028 | 1/4" NYLON WASHER | 4 |
| 56 | 560500-QU | HB PLASTIC COVER | 1 |
| 56,57 | 880530, 880532 | WHEEL LOCK ARM ASSEMBLY PUSH W/GRIP (EA) | |
| 58 | 560126 | .250 ID .312 OD BUSHING PLASTIC | 2 |
| 59 | 226112 | 1/4-28 x 1 SOC C/S BLK | 2 |
| 59A | 227130 | 1/4-28 x 1 1/2 BH C/S BLK ZN | 2 |
| 59B | 226150 | 1/4-28 x 2 BH C/S | 2 |
| 60 | 550658 | CLAMP 1 1/4" THREADED BLK | 1 |
| 60A | 550576 | CLAMP 2 1/4" THREADED BLK | 1 |
| 1-48 | 887550-887693; 887800-887943 | CONVERSION KIT 14"-24" | |
| 22-30 | 882922, 882923 | ANTI-TIP REG EXTND W/LNG SLEEVE BLK | |
| 36-38, 45-48 | 881750, 881751 | WHL LCK PUSH W/O CLMP BLK (EA) | |
| 31,40,42 | 880544 | BRAKE MOUNT TUBE W/HDWR | |
| 41,43,44 | 900513 | BRAKE HOUSING ASSM P222 | |
| 52,53, 55-59 | 880062, 880063 | WHEEL LOCK PUSH ASSM W/O CLAMP P222 (EA) | |
| 52-58, 59A | 881147, 881148 | WHEEL LOCK PUSH ASSEMBLY P222 (EA) | |
| 52,53, 54A, 881212 | 881211, 881212 | WHEEL LOCK PUSH ASSEMBLY 1" OFFSET (EA) | |

MULTI MOUNT ADAPTER ASSEMBLY

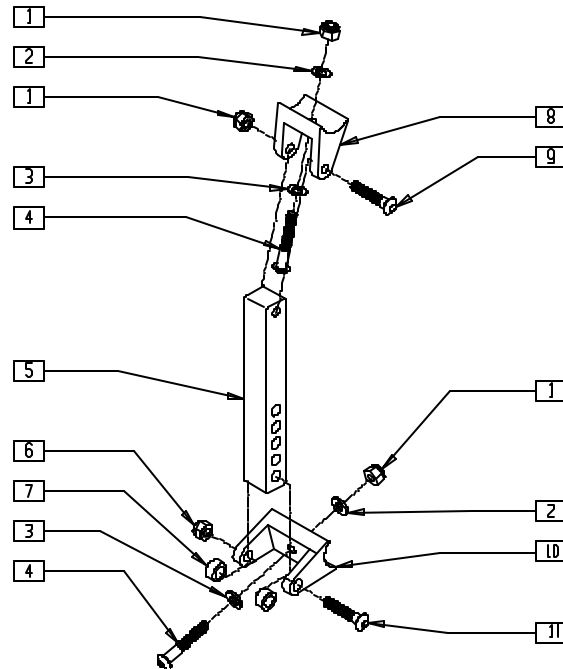


DF00X53

| ITEM | NUMBER | DESCRIPTION | QTY |
|------|-----------|-------------------------|-----|
| 1 | 541012 | LA BAC TRAC MOUNT | 1 |
| 2 | 226071 | 1/4-28 x 1/2 BH C/S BLK | 2 |
| 3 | 262100-OU | 1/4 AN WASHER FLAT | 2 |

| ITEM | NUMBER | DESCRIPTION | QTY |
|------|--------|--------------------------|-----|
| 4 | 481106 | 1/4-28 CHANNEL NUT | 2 |
| 1-4 | 882335 | MULTI MOUNT ADAPTER ASSM | |

NON-TILT MECHANISM (QUICKIE Z500[ZIPPPIE P500])

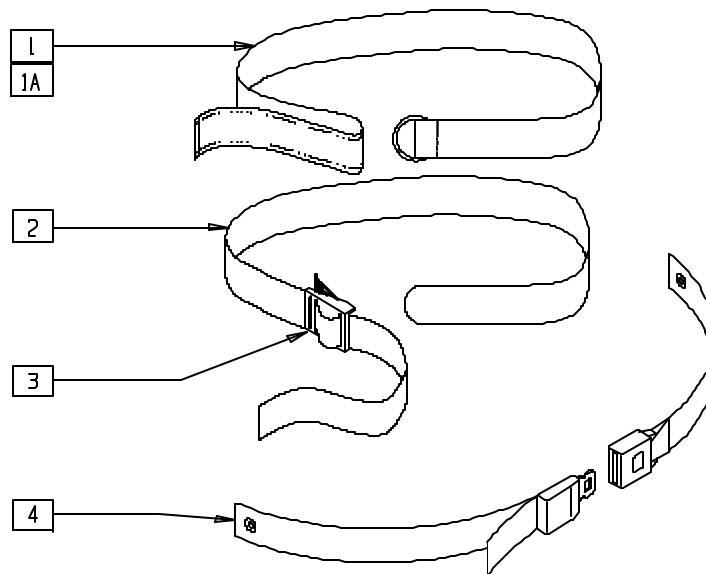


P500X52

| ITEM | NUMBER | DESCRIPTION | QTY |
|------|-----------|-------------------------|-----|
| 1 | 201100 | 1/4-28 NYLOCK NUT THIN | 1 |
| 2 | 262130 | 6mm WASHER WAVE | 2 |
| 3 | 262100-OU | 1/4 AN WASHER FLAT | 2 |
| 4 | 226130 | 1/4-28 x 1 1/2 BH C/S | 2 |
| 5 | 540256 | NON-TILT BRKT P5 | 1 |
| 6 | 202102 | 5/16-18 NYLOCK NUT THIN | 1 |

| ITEM | NUMBER | DESCRIPTION | QTY |
|------|--------|------------------------------|-----|
| 7 | 483127 | SPACER NON-TILT P5 | 2 |
| 8 | 500140 | CYLINDER BRACKET 1" TS/P5 | 2 |
| 9 | 226129 | 1/4-28 x 1 1/4 BH C/S | 1 |
| 10 | 500141 | CYLINDER BRACKET TS 1 1/2" | 1 |
| 11 | 226190 | 5/16-18 x 1 3/4 BH C/S SHLDR | 1 |

POSITIONING BELT

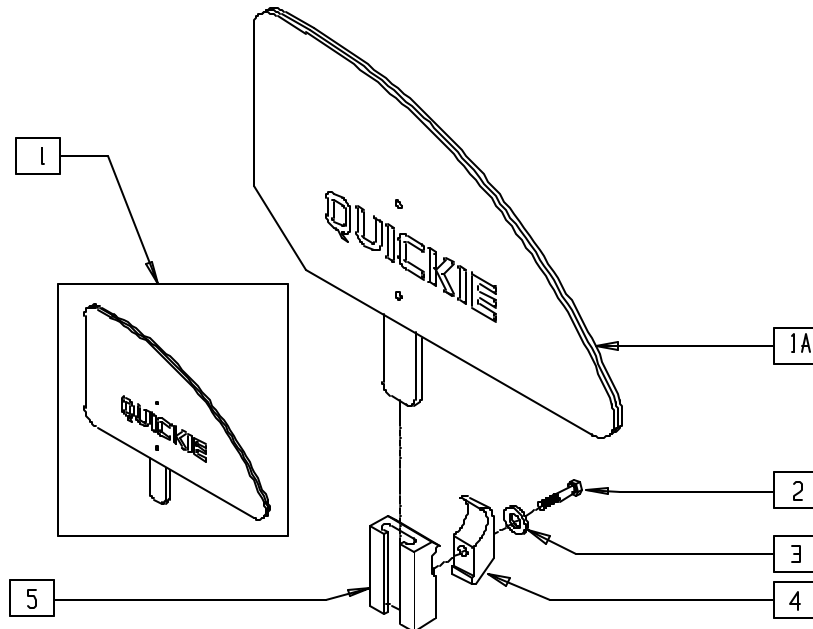


PA0X13

| ITEM | NUMBER | DESCRIPTION | QTY |
|------|--------|-------------------------------|-----|
| 1 | 750200 | POSITIONING BELT LONG VELCRO® | 1 |
| 1A | 750204 | POSITIONING BELT SHT VELCRO® | 1 |
| 2,3 | 750210 | POSITIONING BELT LONG BUCKLE | |

| ITEM | NUMBER | DESCRIPTION | QTY |
|------|--------|-----------------------------------|-----|
| 2,3 | 750214 | POSITIONING BELT SHT BUCKLE | |
| 3 | 560200 | 2" PLASTIC BUCKLE | 1 |
| 4 | 750269 | POSITIONING BELT W/MTL BUCKLE STD | 1 |

QUICKIE PLASTIC SIDE GUARD

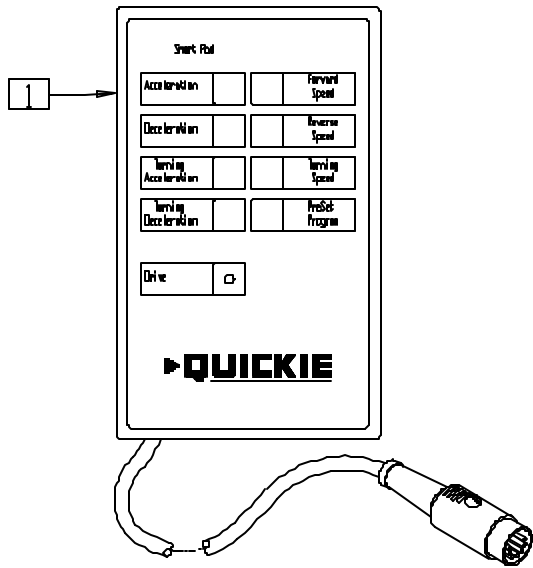


PA0X14

| ITEM | NUMBER | DESCRIPTION | QTY |
|------|----------------|------------------------------|-----|
| 1 | 881150, 881151 | PLASTIC SIDE GUARD KIDS | 1 |
| | 881152, 881153 | PLASTIC SIDE GUARD STD | |
| | | | |
| 2 | 221127 | 1/4-28 x 1 3/8 HEX C/S | 1 |
| 3 | 262110 | 1/4 AN WASHER FLAT THIN | 1 |
| 4 | 550251 | CLMP P300 CHRNGG/ADJ FL KIDS | 1 |

| ITEM | NUMBER | DESCRIPTION | QTY |
|------|--------|---|-----|
| 5 | 550325 | SIDE GUARD/KIDZ ARM REC | 1 |
| 2-5 | 881200 | SIDE GUARD/KIDZ ARM REC W/CLMP | |
| 1-5 | 901111 | PLASTIC SIDE GUARD KIDS ASSEMBLY W/CLAMP (PR) | |
| | 901110 | PLASTIC SIDE GUARD STD ASSEMBLY W/CLAMP (PR) | |

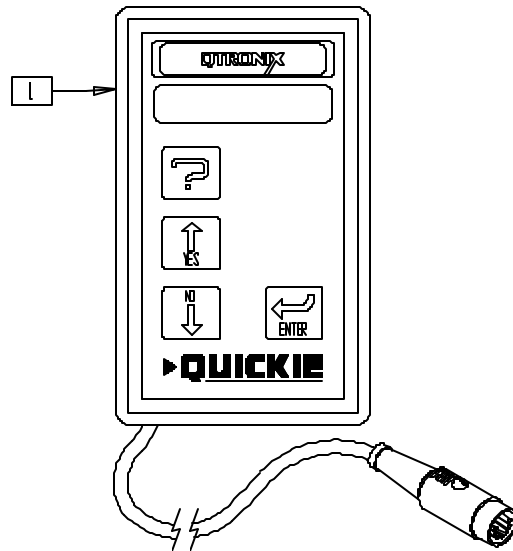
PROGRAMMER



PA0X11

| ITEM | NUMBER | DESCRIPTION | QTY |
|------|--------|---|-----|
| 1 | 920249 | SMART PAD (PROGRAMMER) (QUICKIE CHAIRS W/PG8 CONTROLLERS) | 1 |

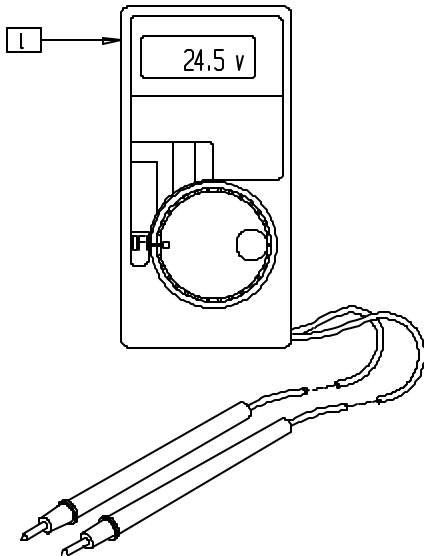
QTRONIX PROGRAMMER



P9000X10

| ITEM | NUMBER | DESCRIPTION | QTY |
|------|--------|-------------------------|-----|
| 1 | 920255 | PROGRAMMING PAD QTRONIX | 1 |

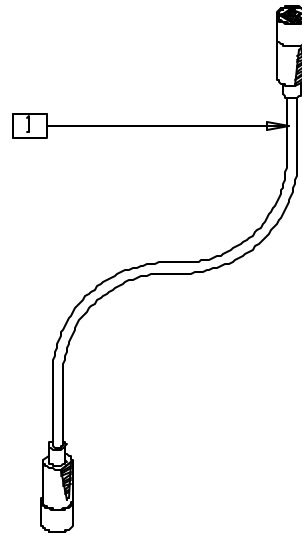
DIGITAL MULTIMETER



PA0X10

| ITEM | NUMBER | DESCRIPTION | QTY |
|------|--------|--------------------|-----|
| 1 | 920285 | DIGITAL MULTIMETER | 1 |

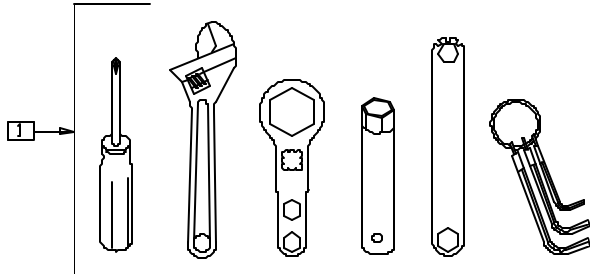
REMOTE EXTENSION CABLE



PA0X12

| ITEM | NUMBER | DESCRIPTION | QTY |
|------|--------|--------------------------------------|-----|
| 1 | 139130 | CABLE CONTROLLER INTERCONNECT 18" | 1 |

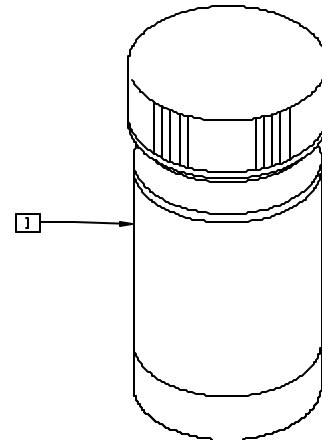
TOOL KIT



PA0X18

| ITEM | NUMBER | DESCRIPTION | QTY |
|------|--------|---------------------------|-----|
| 1 | 349999 | TOOL KIT (INCLUDING CASE) | 1 |

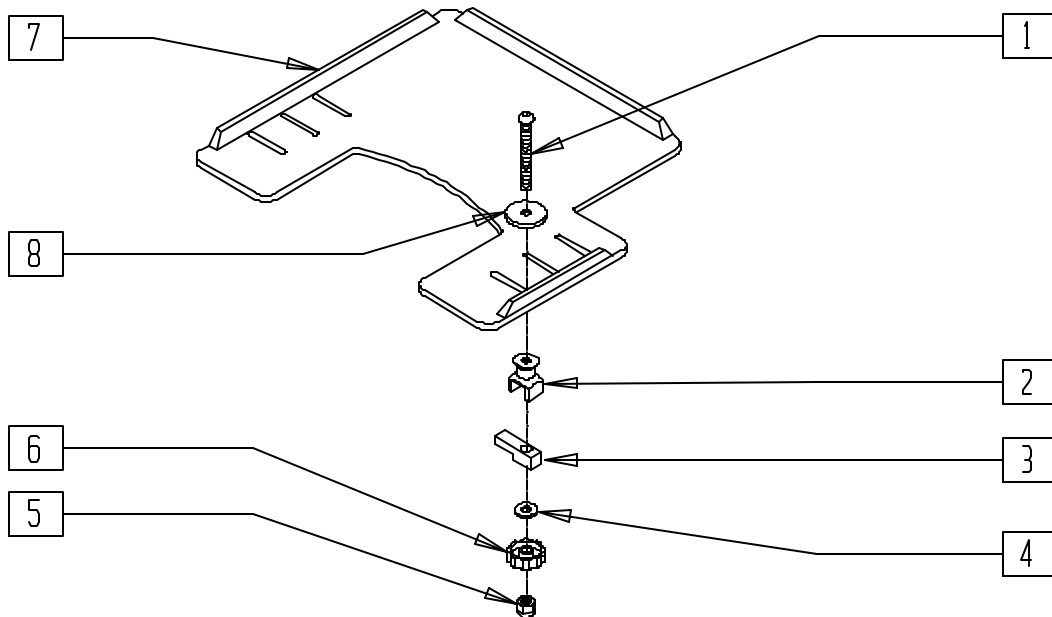
TOUCH-UP PAINT



PA0X16

| ITEM | NUMBER | DESCRIPTION | QTY |
|------|---------------|--------------------------|-----|
| 1 | 160501-160562 | TOUCH-UP PAINT (1 OUNCE) | 1 |

TRAY TABLE

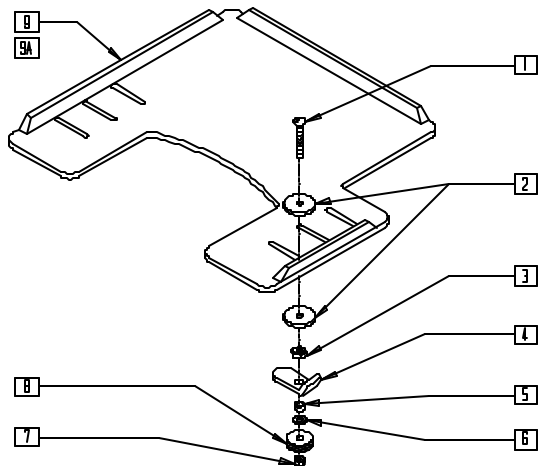


P300X31

| ITEM | NUMBER | DESCRIPTION | QTY |
|------|--------|-------------------------------|-----|
| 1 | 2021 | 5/16-18 x 2 3/4 BUTTON HD C/S | 2 |
| 2 | 14240 | TRAY BUSHING | 2 |
| 3 | 14230 | TRAY LOCK BAR | 2 |
| 4 | 2705 | 1/4 FLAT WASHER | 2 |
| 5 | 202114 | 5/16-18 ACORN LOCK NUT | 2 |
| 6 | 14220 | TRAY KNOB | 2 |
| 1-6 | 881053 | TRAY HDWR ADJ ARM | |

| ITEM | NUMBER | DESCRIPTION | QTY |
|------|--------|-------------------------------------|-----|
| 7 | 562625 | TRAY TOP W/RAIL SM PWR (12"-13") | 1 |
| | 562626 | TRAY TOP W/RAIL MED PWR (14"-16") | |
| | 562627 | TRAY TOP W/RAIL LRG PWR (17"-20") | |
| 8 | 2709 | .625 x .315 x .031 NYLON WASHER | 1 |
| 1-8 | 902322 | TRAY ASSM SM HT ADJ ARM PWR | |
| | 902325 | TRAY ASSM MED ADJ ARM PWR (14"-16") | |
| | 902327 | TRAY ASSM LRG PWR (17"-20") | |

TRAY TABLE (ADJUSTABLE LOCKING FLIP-UP ARM) (QUICKIE Z500[ZIPPIE P500])

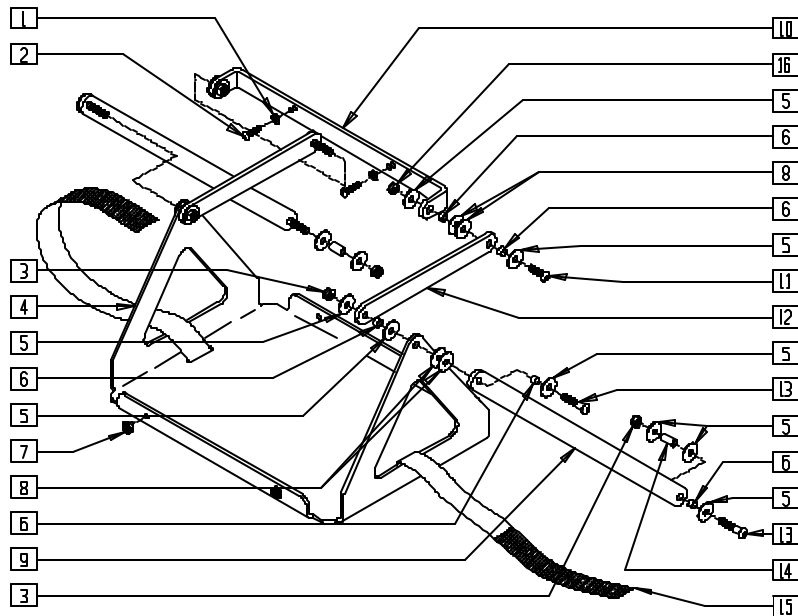


P500X42

| ITEM | NUMBER | DESCRIPTION | QTY |
|------|--------|--------------------------------|-----|
| 1 | 2021 | 5/16-18 x 2 3/4 BUTTON HD C/S | 2 |
| 2 | 2709 | .625 x .315 x .31 NYLON WASHER | 2 |
| 3 | 202110 | 5/16-18 NUT THIN | 2 |
| 4 | 550400 | TRAY CLAMP | 2 |
| 5 | 481013 | BEARING SPACER | 2 |
| 6 | 263100 | 5/16 AN WASHER FLAT | 2 |
| 7 | 202112 | 5/16-18 ACORN NUT | 2 |
| 8 | 483026 | KNURLED TRAY KNOB | 2 |

| ITEM | NUMBER | DESCRIPTION | QTY |
|--------|--------|---|-----|
| 1-8 | 881051 | TRAY HDWR KIT TUFFAK NEW STYLE | |
| 9 | 562625 | TRAY TOP W/RAIL SM PWR (12"-13") | 1 |
| 9A | 562626 | TRAY TOP W/RAIL MED PWR (14"-16") | 1 |
| 1-9 | 902321 | TRAY ASSM SM FLIP ARM PWR (12"-13") | |
| 1-8,9A | 902324 | TRAY ASSM MED FLIP ARM PWR (14"-16") | |

VENT TRAY (QUICKIE POWER RECLINE SYSTEM)



P200X72

| ITEM | NUMBER | DESCRIPTION | QTY |
|------|-----------|-------------------------|-----|
| 1 | 262100-OU | 1/4 AN WASHER FLAT | 2 |
| 2 | 226129 | 1/4-28 x 1 1/4 BH C/S | 2 |
| 3 | 202100-MJ | 5/16-24 NYLOCK NUT THIN | 6 |
| 4 | 505727 | VENTILATOR TRAY P210 | 1 |
| 5 | 561043 | 1" WASHER 3/8" HOLE | 16 |
| 6 | 341630 | BUSHING SLEEVE 1/4" | 10 |
| 7 | 349559 | RUBBER BUMPER HANGER P2 | 4 |
| 8 | 561016 | 1" WASHER 5/16" HOLE | 8 |
| 9 | 540233 | VENT LINK LOWER | 2 |

| ITEM | NUMBER | DESCRIPTION | QTY |
|------|--------|-------------------------|-----|
| 10 | 505728 | VENT MOUNTING BRKT P210 | 1 |
| 11 | 222108 | 5/16-18 x 1 1/4 BH C/S | 2 |
| 12 | 540232 | VENT LINK UPPER | 1 |
| 13 | 226138 | 5/16-24 x 1 1/2 BH C/S | 2 |
| 14 | 341632 | BUSHING SLEEVE 3/4" | 2 |
| 15 | 751040 | VENT TRAY STRAP PRS/T45 | 1 |
| 16 | 202110 | 5/16-18 NUT THIN | 2 |
| 1-16 | 920551 | VENT TRAY ASSM PRS | |

NOTE: SEE PAGE 21.2 FOR BATTERY AND BATTERY TRAY.